

2024

CONTAINER Hardware Catalog

Domestic | ISO Dry | ISO Flatrack | Reefer



904.696.0010
[www.BuffersUSA.com](http://www BuffersUSA.com)



Securing Your Containers. *Protecting* Your Cargo.
At Sea. Over Land. On Rail.™

BUFFERS USA ®

"The Intermodal Hardware Specialists"

Jacksonville • Houston • Indianapolis • Los Angeles

Feb. 15, 2024

Dear Customer,

On behalf of our valued employees, I want to thank you for choosing Buffers USA, Inc.

Our mission at Buffers USA, Inc. is to provide you with the very best products and customer service. This has been the focus since our inception in Stockholm, Sweden in 1953. Through many years of growth — with expansion to the United States in 1989 and supplying the international market — Buffers USA, Inc. is committed to being your intermodal hardware supplier.

Today, Buffers USA stocks over 6,500 part numbers and carries over 2.5 million items at any given time in our four warehouses in California, Florida, Indiana and Texas. These locations help reduce the landed cost of our parts for as many of our continental U.S. customers as possible.

Our employees are the foundation of our success. They bring it all to work every day — experience, expertise, enthusiasm and a special knowledge of this market.

Allow us to show you why we're **"The Intermodal Hardware Specialists."**

Thank you for your business,

John Hove

President / Owner

904.696.0010 • www.BuffersUSA.com

Email: Sales@BuffersUSA.com

10180 New Berlin Road • Jacksonville, Florida 32226

BUFFERS USA

"The Intermodal Hardware Specialists"

Jacksonville • Houston • Indianapolis • Los Angeles

Terms and Conditions of Sale

Delivery Terms:

Delivery of goods shall be FCA (Free Carrier = loaded by BUI) from Buffers USA, Inc. facilities in Jacksonville, Fla.; Los Angeles, Calif.; Indianapolis, Ind. or Houston, Texas.

Free Freight Programs:

In order to make it easier for our customers to determine their delivery costs for each part, Buffers USA now offers prices including freight. Certain minimum orders for delivery and minimum purchase per year applies. Please discuss with your assigned Buffers Sales Representative.

Payment Terms:

For buyers with a prearranged credit account established, payment terms are **Net 30 Days**. If an account becomes past due, Buffers USA, Inc. will hold future orders until payment is received to bring the account balance current.

Return Policy:

Any parts returned to Buffers USA, Inc. must be preauthorized on a completed and signed **Returned Goods Authorization (RGA)** form. All items being returned must be undamaged and sent to Buffers USA, Inc., freight prepaid, with the RGA# listed on the Bill of Lading and on all packaging. Buffers USA, Inc. reserves the right to charge a 15% restocking fee plus any additional costs incurred due to, for example, damage or corrosion as well as refusal of returned parts older than **90 days**.

Shortages:

Any claims of shortage must be submitted in writing to Buffers USA, Inc. within 10 days of receiving the shipment.

Price Changes:

All prices are firm for existing inventory at the date of the most current pricelist. However, Buffers USA Inc. reserves the right to increase prices without prior notice when circumstances outside our control force us to take immediate action.

904.696.0010 • www.BuffersUSA.com

Email: Sales@BuffersUSA.com

10180 New Berlin Road • Jacksonville, Florida 32226

BUFFERS USA ®

"The Intermodal Hardware Specialists"

WARRANTY INFORMATION

All Intermodal Hardware sold by Buffers USA Inc., such as the parts shown below, are sold with a **one-year warranty** from date of receipt against defects in materials or workmanship, or failing function not caused by normal wear and tear. These products include:

Products

- Twistlocks & Pinlocks for Chassis & Trailers (all models)
- Chassis & Trailer parts for Landing Legs, Pinlocks, Twistlocks, etc.
- Container Corner Castings (all models)
- Lashing material for ships, regardless of brand name
- Marine Twistlocks (both Manual & Semi-Automatic)
- Web Ratchet Assemblies (all sizes & models)
- Chain Lashing, including Binders & all hardware
- Castings & Forgings for Rail Cars
- Lug Nut Security Seals (models 1326 & 2988)

In case of a warranty claim, Buffers USA Inc. will replace or repair the product in question provided it is sent prepaid to our Jacksonville, FL address, unless other arrangements are agreed. After repair or replacement, the product will be delivered free of charge to the customer's address. The product warranty only covers the product sold and its value, and does not include responsibility for consequential damages or other potential costs resulting from a warranty claim other than return freight.

PLEASE NOTE: Always contact our office to inform us of a potential warranty claim before anything is shipped to us. Thank you.

904.696.0010 • www.BuffersUSA.com

Email: Sales@BuffersUSA.com

10180 New Berlin Road • Jacksonville, Florida 32226

WAREHOUSES: Jacksonville • Houston • Indianapolis • Los Angeles

Rev. 2024-03



2024 CONTAINER HARDWARE TABLE OF CONTENTS

REF

ALPHABETICAL INDEX (By Item Description)

1200 STEEL PANELS & STRUCTURAL STEEL

- 1201** FRONT & SIDE PANELS
- 1202** ROOF PANELS
- 1203** ROOF PANEL PATCHES
- 1204** HEADERS & HEADER PLATES
- 1205** CORNER POSTS (Front & Rear)
- 1206** CORNER BRACKETS
- 1207** STRUCTURAL STEEL SHAPES
- 1208** SIDE RAILS (Top & Bottom)
- 1209** FRONT RAILS, REAR SILLS & INSERTS
- 1210** CROSSMEMBER CLIPS & CROSSMEMBERS, TUNNELS & TUNNEL RAILS
- 1211** CONTAINER PANELS (Interior/Exterior) & FLAT SHEETS
- 1212** SIDE WALL POSTS & ROOF BOWS

1300 ALUMINUM EXTRUSIONS & STRUCTURAL COMPONENTS

- 1301** SIDE TOP RAILS
- 1302** SIDE BOTTOM RAILS
- 1304** ROOF BOWS, COVE MOULDING
- 1306** FLAT SHEETS & SIDE PANELS
- 1310** CROSSMEMBERS & T-CLIPS
- 1311** T-FLOOR & COMPONENTS, BAFFLE PLATES, CONNECTING PLATES, BAFFLE PLATE HINGES & TENSION SPRING
- 1313** FLAT BARS & ANGLED BARS
- 1314** REEFER SIDE POSTS

1400 DOOR HARDWARE

- 1401** SWING DOOR LOCKING SYSTEMS & COMPONENTS
- 1402** SWING DOOR HINGES, HARDWARE, HOLDBACKS, BUMPERS & STOPS
- 1403** CONTAINER DOORS, PANELS & BLANKS
- 1404** DOOR GASKETS, ASSEMBLIES & RETAINERS
- 1405** REEFER DOOR JAMB & SILL COMPONENTS

2000 SAFETY COMPONENTS

- 2004** REFLECTIVE SAFETY GEAR

2200 FLOORING & WOOD-RELATED ITEMS

- 2201** PLYWOOD FLOORING

2300 MISC. HARDWARE & FASTENERS

- 2301** FLOOR SCREWS & CROSSMEMBER BOLT KIT

2400 CONTAINER PAINT & DECALS

- 2401** HEMPEL CONTAINER PAINT
- 2404** CONTAINER DECALS

2600 ELECTRICAL PRODUCTS

- 2601** REEFER POWER SUPPLIES

2900 CARGO CONTROL

- 2901** SHORT LINK CHAIN ASSEMBLIES, CLEVIS GRAB HOOKS & LOAD BINDERS
- 2902** D-RINGS (Standard, Bent, Marine) & CHAIN TIE-DOWN ANCHORS
- 2903** WEB WINCHES, WINCH RAILS & WINCH BARS
- 2904** WINCH STRAPS, CORNER & WEBBING PROTECTORS
- 2905** RATCHET STRAP ASSEMBLIES
- 2906** LOGISTIC TRACK COMPONENTS
- 2907** LOGISTIC STRAPS (Cam Buckle, Ratchet Type & Rope Tie-Off)
- 2908** BRACING LUMBER BRACKETS
- 2909** T-FLOOR TIE-DOWN / EYELET CLIP ASSEMBLY
- 2910** DUNNAGE BAGS (Polypropylene & Kraft Paper)

3200 ANTI-THEFT PRODUCTS

- 3202** DOOR SECURITY SEALS

3400 OPEN-TOP CONTAINER PRODUCTS

- 3401** ROOF BOWS
- 3402** TARP CABLES
- 3403** TARP & ROPE HOOKS

4000 FLATRACK COMPONENTS

- 4001** STRUCTURAL PARTS
- 4002** CORNER CASTINGS & TWISTLOCKS
- 4003** SLIDE PINS, HOOK, SHOOT BOLTS & LATCHES

4400 ADD'L CONTAINER PARTS & MISC. ITEMS

- 4401** CSC PLATES
- 4402** CONTAINER VENT COVERS
- 4403** DOCUMENT HOLDERS
- 4406** REEFER CONTAINER COMPONENTS
- 4407** DOOR LOCK BOXES (w/ LATCH)

5000 CONTAINER YARD STACKING EQUIPMENT

- 5005** MANUAL TWISTLOCKS
- 5006** STACKING CONES & HEIGHT EXTENSIONS
- 5010** CONTAINER BRIDGE FITTINGS

6100 CONTAINER LIFTING, PULLING & RIGGING

- 6101** LIFT & PULLING LUGS, SIDE LIFT HOOKS
- 6102** TIMARS PORT EQUIPMENT
- 6108** CORNER CASTERS & TOW BAR ASSEMBLY

6200 CONTAINER CASTINGS

- 6201** CORNER FITTINGS & CASTINGS
- 6202** DOMESTIC CONTAINER CASTINGS & REINFORCING PLATES
- 6203** MINI CONTAINER CORNER FITTING

6600 RAIL CAR SECUREMENT

- 6601** MANUAL INTERBOX CONNECTOR (IBC) & AUTOMATIC IBC TWISTLOCK
- 6602** POSITIONING CONE & CONTAINER GUIDE

6700 CONTAINER CONNECTORS

- 6701** HORIZONTAL INTERCONNECTORS (Top & Bottom)



"The Intermodal Hardware Specialists"

ToC



904-696-0010

E-mail: sales@buffersusa.com



TABLE OF CONTENTS

ALPHABETICAL INDEX

BY ITEM DESCRIPTION

| | | REF |
|-------------------------------------|-----------------|-----|
| A | | |
| ABS PLASTIC | | |
| Bracing Lumber Brackets | 2908-4 | |
| Container Door Gasket Retainers | 1404-15 | |
| Container Vent Covers | 4402-1 | |
| ALUMINUM | | |
| Angled Bars | 1313-2 | |
| Baffle Plates | 1311-8 to -11 | |
| Baffle Plate Hinges | 1311-12 | |
| Connecting Plate | 1311-10 | |
| Container Door Jamb Frames | 1405-7 to -8 | |
| Cove Mouldings | 1304-2 | |
| Crossmembers | 1310-2 to -3 | |
| Crossmember Clips | 1310-1 | |
| Corner Fittings, ISO | 6201-1 | |
| Flat Bars | 1313-1 | |
| Flat Sheets | 1306-1 | |
| Rails, Side Top | 1301-1 | |
| Roof Bows | 1304-2 | |
| Side Panels | 1306-1 | |
| Side Posts | 1314-1 | |
| Swing Door Hinges (Reefer) | 1402-5 to -8 | |
| T-Floor & Components | 1311-1 to -7 | |
| Tension Spring | 1311-13 | |
| Wall Stringer | 4406-1 | |
| ANGLED BARS | | |
| Aluminum | 1313-2 | |
| Structural Steel | 1207-2 | |
| ANTI-RACK HARDWARE | 1401-27 | |
| ANTI-THEFT PRODUCTS | | |
| Security Seals | 3202-1 to -6 | |
| APERTURE PLATES | 6202-4 | |
| ASSEMBLIES | | |
| Baffle Plate Hinge | 1311-13 | |
| Corner Casters | 6108-1 | |
| Corner Posts, Rear (ISO Containers) | 1205-17 to -18 | |
| Door Gasket, EPDM Rubber | 1404-5 to -13 | |
| Door Holdback | 1402-30 to -33 | |
| Door Lock Rod | 1401-31 to -34 | |
| Electrical | 2601-1 | |
| Header, Rear (Reefer Container) | 1204-4 | |
| Ratchet Strap | 2905-1 to -5 | |
| Reefer Drain | 4406-5 to -7 | |
| Roof Bows | 1212-4 | |
| Short Link Chain | 2901-1 | |
| Timars Overheight Frame | 6102-2 to -5 | |
| Tow Bar | 6108-2 | |
| B | | |
| BAFFLE PLATES | 1311-8 to -12 | |
| Hinges | 1311-12 | |
| Connecting Plate | 1311-10 | |
| BARRIER SEALS (High-security) | 3202-1 | |
| BARS | | |
| Angled | | |
| » Aluminum | 1313-2 | |
| » Structural Steel | 1207-2 | |
| Flat | | |
| » Aluminum | 1313-1 | |
| » Structural Steel | 1207-4 | |
| Winch | 2903-3 | |
| BELT, SASH; Reflective Safety Gear | 2004-3 | |
| B (cont'd) | | |
| BEAM, End (for Flatracks) | 4001-1 | |
| BEARING BUSHINGS, Door Lock | 1401-29 to -30 | |
| BOLT, Elevator/Carriage | 2301-1 | |
| BOLT KIT, Crossmember Fastener | 2301-2 | |
| BOLT SEALS | 3202-2 | |
| BOLT-ON Door Lock Components & Kits | 1401-1 to -3 | |
| BOTTOM SIDE RAIL STIFFENERS | 1207-5 | |
| BOWS, Roof | | |
| Aluminum | 1304-2 | |
| Steel | 1212-4 & 3401-1 | |
| BRACING LUMBER BRACKETS | 2908-4 | |
| BRACKETS & Components | | |
| Bearing | 1401-21 to -27 | |
| Bracing, Lumber | 2908-4 | |
| Corner (for Containers) | 1206-1 | |
| Generator Set (for Reefers) | 4406-8 | |
| Secondary Lock | 1401-22 | |
| Tie-Down (for Flatracks) | 4001-1 | |
| BRIDGE FITTINGS | 5010-1 | |
| BUMPERS, Swing Door | 1402-34 | |
| C | | |
| C-CHANNEL INSERTS (Rails & Sills) | 1209-3 | |
| CABLES, ELECTRICAL | 2601-1 | |
| CABLES, TARP | 3402-1 | |
| CAM BUCKLE STRAPS | 2905-7 | |
| CAMS, Door Lock (Top & Bottom) | 1401-10 to -11 | |
| CARGO CONTROL | | |
| Bracing Lumber Brackets | 2908-4 | |
| Cam Buckle Straps | 2905-7 | |
| Chain Tie-Down Anchors | 2902-3 | |
| Chain Tie-Downs (Load Binders) | 2901-3 | |
| Clevis Grab Hooks | 2901-2 | |
| Corner & Webbing Protectors | 2904-2 to -3 | |
| D-Rings w/ Straps | | |
| » Standard | 2902-1 | |
| » Bent & Marine type | 2902-2 | |
| Dunnage Bags (Kraft Paper) | 2910-3 to -4 | |
| Dunnage Bags (Polypropylene) | 2910-1 to -2 | |
| Eyelet Clip (for Reefer T-Floor) | 2909-4 | |
| Logistic Lashing Plate | 2906-1 | |
| Logistic Straps | 2907-1 to -3 | |
| » Cam Buckle | 2907-1 | |
| » Ratchet Type | 2907-2 | |
| » Rope Tie-Off | 2907-3 | |
| Ratchet Strap Assemblies (2" – 4") | 2905-1 to -5 | |
| Short Link Chain Assemblies | 2901-1 | |
| Web Winches | 2903-1 to -2 | |
| Winch Bars | 2903-3 | |
| Winch Rails | 2903-2 | |
| Winch Straps (3" & 4") | 2904-1 | |
| CARRIAGE/ELEVATOR BOLT | 2301-1 | |
| CHAIN ASSEMBLIES, Short Link | 2901-1 | |
| CHAIN TIE-DOWN ANCHORS | 2902-3 | |
| CHAIN TIE-DOWNS (Load Binders) | 2901-3 | |
| CLEVIS GRAB HOOKS | 2901-2 | |
| CLIPS, Crossmember | | |
| Aluminum | 1310-1 | |
| Steel | 1210-1 to -2 | |
| CONE, POSITIONING for Well Cars | 6602-1 | |
| CONNECTING PLATE | 1311-10 | |





TABLE OF CONTENTS

ALPHABETICAL INDEX

BY ITEM DESCRIPTION

REF

C (cont'd)

| | |
|------------------------------------|---|
| CONNECTORS, Electrical | 2601-2 |
| CONTAINER CONNECTORS (Horizontal) | |
| Interconnector for Top Castings | 6701-1 |
| Interconnector for Bottom Castings | 6701-2 |
| CONTAINER CORNER CASTERS | 6108-1 |
| CONTAINER DECALS | 2404-1 to -2 |
| CONTAINER DOOR LOCKING HARDWARE | |
| Anti-Rack Components | 1401-27 |
| Bearing Brackets | 1401-21,-22,-24 to -27 |
| Bearing Bushings | 1401-29 to -30 |
| Cams | 1401-10 to -11 |
| Handles | 1401-15 to -16 |
| Handle Hardware | 1401-17 to -20 |
| Keepers (Top & Bottom) | 1401-7 |
| Lock Boxes w/ Latch | 4407-1 |
| Lock Rod Assemblies | 1401-31 to -34 |
| Lock Rod Pipe | 1401-35 |
| Secondary Lock Hardware | 1401-22 |
| Swing Door Hinges (Domestic/ISO) | 1402-1 to -3 |
| Swing Door Hinges (Reefer) | 1402-4 to -11 |
| Swing Door Hinge Insert Bushings | 1402-23 |
| Swing Door Hinge Lugs | 1402-24 |
| Swing Door Hinge Pins & Washers | 1402-27 to -29 |
| Swing Door Holdbacks | 1402-30 to -33 |
| CONTAINER DOORS & COMPONENTS | |
| Blanks | 1403-8 |
| Doors | 1403-4, -6, -7 |
| Gasket Assemblies, EPDM Rubber | 1404-5 to -14 |
| Gaskets, Single, EPDM Rubber | 1404-1 to -3 |
| Gasket Retainers | 1404-15 |
| Jamb Frames | 1405-1 to -9 |
| Panels | 1211-17,-18 & 1403-1,-2,-5 |
| Sill Gutters | 1405-11 to -12 |
| CONTAINER GUIDE for Well Cars | 6602-1 |
| CONTAINER LIFTING | |
| Hooks (Side Lift) | 6101-2 |
| Lug (Straight Lift) | 6101-1 |
| CONTAINER PAINT (Hempel) | 2401-1 to -4 |
| CONTAINER PANELS, Steel | |
| Door Panels | 1211-17,-18 & 1403-1,-2,-5 |
| Front Panels | 1201-1 to -5, -11 |
| Roof Panels | 1202-1 to -7 & 1211-14 to -16 |
| Roof Panel Patches | 1203-1 |
| Side Panels | 1201-6 to -10, -12 to -13 & 1211-1 to -13 |
| CONTAINER PULL LUG (Horizontal) | 6101-3 |
| CONTAINER VENT COVERS | 4402-1 |
| CORNER BRACKETS | 1206-1 |
| CORNER CASTERS (Rigid & Swivel) | 6108-1 |
| CORNER CASTINGS | |
| Domestic Containers (102") | 6202-1 to -13 |
| Horizontal Interconnectors | 6701-1 to -2 |
| Slotted (for ISO Flatracks) | 6201-3 |
| Standard | 6201-2 |
| CORNER FITTINGS | |
| ISO, Aluminum | 6201-1 |
| Mini Container | 6203-1 |
| CORNER POSTS | |
| Front Corner | 1205-1 to -12 |
| Intermediate Stacking | 1205-20 |
| Rear Corner | 1205-14 to -20 |
| CORNER PROTECTORS | 2904-2 to -3 |

C (cont'd)

| | |
|--------------------------|--------------|
| COVE MOULDINGS, Aluminum | 1304-2 |
| COVERS, Container Vent | 4402-1 |
| CROSSMEMBERS | |
| Aluminum | 1310-2 to -3 |
| Steel | 1210-3 to -7 |
| CROSSMEMBER BOLT KIT | 2301-2 |
| CROSSMEMBER CLIPS | |
| Aluminum | 1310-1 |
| Steel | 1210-1 to -2 |
| CSC PLATES | 4401-1 |
| CURTAIN, Vinyl | 4406-9 |

D

| | |
|------------------------------------|----------------------------|
| D-RINGS W/ STRAPS | 2902-1 to -2 |
| Standard type | 2902-1 |
| Bent & Marine type | 2902-2 |
| DECALS, Container | 2404-1 to -2 |
| DOCUMENT HOLDER, Manifest Box | 4403-1 |
| DOMESTIC CONTAINERS | |
| Corner Castings | 6202-1 to -13 |
| Reinforcing Plates | 6202-14 to -15 |
| DOOR BLANKS, Container | 1403-8 |
| DOOR BUMPERS & DOOR STOPS | 1402-34 |
| DOOR GASKETS, Container | |
| Assemblies | 1404-5 to -14 |
| Retainers | 1404-15 |
| Single | 1404-1 to -3 |
| DOOR HOLDBACKS | 1402-30 to -33 |
| DOOR JAMB FRAMES | 1405-1 to -9 |
| DOOR LOCKS & COMPONENTS | 1401-1 to -35 |
| Anti-Rack Hardware | 1401-27 |
| Bearing Brackets | 1401-21 to -27 |
| Bearing Bushings | 1401-29 to -30 |
| Bolt-On Bloxwich style | 1401-1 to -3 |
| Cams | 1401-10 to -11 |
| Handles | 1401-15 to -16 |
| Handle Components | 1401-17 to -20 |
| Keepers (Top & Bottom) | 1401-7 |
| Secondary Lock Hardware | 1401-22 |
| Lock Rod Assemblies | 1401-31 to -34 |
| Lock Rod Hardware Kits | 1401-3 |
| Lock Rod Pipe | 1401-35 |
| DOOR PANELS, Container | 1211-17,-18 & 1403-1,-2,-5 |
| DOOR SILL GUTTERS | 1405-11 to -12 |
| DOOR SILLS, Front & Rear | 1209-1 to -2 |
| DOOR STRINGER, Steel | 1405-10 |
| DOVETAIL TWISTLOCKS | 5005-3 |
| DRAIN Assemblies & Components | 4406-5 to -7 |
| DUNNAGE BAGS (Kraft Paper) | 2910-3 to -4 |
| DUNNAGE BAGS (Polypropylene/Paper) | 2910-1 to -2 |

E

| | |
|--------------------------|--------------|
| ELECTRICAL PRODUCTS | 2601-1 to -2 |
| Assemblies | 2601-1 |
| Cables | 2601-1 |
| Connectors | 2601-2 |
| Plugs | 2601-2 |
| ELEVATOR/CARRIAGE BOLT | 2301-1 |
| END BEAM (for Flatracks) | 4001-1 |

BUFFERS USA INC

"The Intermodal Hardware Specialists"

ToC: C-E



904-696-0010

E-mail: sales@buffersusa.com



TABLE OF CONTENTS

ALPHABETICAL INDEX

BY ITEM DESCRIPTION

| | | REF |
|--|-------------------|-----|
| E (cont'd) | | |
| EPDM RUBBER | | |
| Baffle Plate Hinge | 1311-12 | |
| Bearing Bracket Gaskets | 1401-21 | |
| Door Gasket Assemblies | 1404-5 to -13 | |
| Retainer Plate Gasket | 1401-19 | |
| Single | 1404-1 to -3 | |
| EYELET CLIP (for Reefer T-Floor) | 2909-4 | |
| F | | |
| FASTENER BOLT KIT, Crossmember | | |
| 2301-2 | | |
| FITTINGS | | |
| Container Bridge | 5010-1 | |
| Corner (ISO), Aluminum | 6201-1 | |
| Corner (Mini Container), Steel | 6203-1 | |
| FLAT BARS | | |
| Aluminum | 1313-1 | |
| Structural Steel | 1207-4 | |
| FLAT METAL STRAP Security Seals | 3202-6 | |
| FLAT PANELS, Steel | 1207-6 | |
| FLAT SHEETS | | |
| Aluminum | 1306-1 | |
| Steel | 1211-19 | |
| FLATRACK | | |
| Corner Castings, Slotted (Folding End) | 4002-1 | |
| Gravity Latches | 4003-2 to 4003-3 | |
| Hook | 4003-1 | |
| Shoot Bolt | 4003-2 | |
| Slide Pins, Locking | 4003-1 | |
| Structural Parts | 4001-1 | |
| Twistlocks | 4002-2 | |
| FLOOR BOLTS & SCREWS | 2301-1 | |
| FLOORING, Plywood | 2201-1 | |
| FOAM FILLER, INSULATING (Reefers) | 4406-3 to -4 | |
| FRAME, OVERHEIGHT (Timars) | 6102-2 to -5 | |
| FRAMES, Container Door Jamb | 1405-1 to -9 | |
| FRONT BOTTOM RAILS | 1209-1 to -2 | |
| FRONT DOOR SILLS | 1209-1 | |
| FRONT PANELS, Steel Container | 1201-1 to -5, -11 | |
| G | | |
| GAS INJECTION PORT KIT | | |
| 4406-10 | | |
| GASKETS for Container Doors | | |
| Assemblies | 1404-5 to -14 | |
| Retainers | 1404-15 | |
| Single | 1404-1 to -3 | |
| GENERATOR SET BRACKETS (Reefer) | 4406-8 | |
| GOOSENECK TUNNEL RAILS | 1210-11 | |
| GRAB HOOKS, Clevis | 2901-2 | |
| GUIDE, CONTAINER for Well Cars | 6602-1 | |
| GUTTERS, Sill (Container Door) | 1405-11 to -12 | |
| H | | |
| HANDLES & COMPONENTS, Door Lock | | |
| 1401-15 to -20 | | |
| HANGING STACKER | 5006-1 | |
| HDPE PLASTIC Corner Protectors | 2904-3 | |
| HEADERS & HEADER PLATES | 1204-1 to -4 | |
| HEMPEL Container Paint | 2401-1 to -4 | |
| HIGH-SECURITY BARRIER SEALS | 3202-1 | |
| H (cont'd) | | |
| HINGES & Components | | |
| Baffle Plate | 1311-12 | |
| Swing Door Hinges (Domestic/ISO) | 1402-1 to -3 | |
| Swing Door Hinges (Reefer) | 1402-4 to -11 | |
| HINGES & Components (cont'd) | | |
| Swing Door Hinge Insert Bushings | 1402-23 | |
| Swing Door Hinge Lugs | 1402-24 | |
| Swing Door Hinge Pins & Washers | 1402-27 to -29 | |
| HOLDBACKS, Swing Door | 1402-30 to -33 | |
| HOOKS | | |
| Clevis Grab | 2901-2 | |
| Side Lift, Container | 6101-2 | |
| Single Rope | 3403-1 | |
| Tarp | 3403-1 | |
| HORIZONTAL INTERCONNECTORS | 6701-1 to -2 | |
| HORIZONTAL PULL LUG, Container | 6101-3 | |
| HOSE CLAMP for Reefer Drain Kazoo | 4406-7 | |
| I | | |
| INSERT BUSHINGS, Swing Door Hinge | | |
| 1402-23 | | |
| INSULATING FOAM FILLER (Reefers) | | |
| 4406-3 to -4 | | |
| INTERBOX CONNECTORS (IBCs) | | |
| Automatic IBC Twistlock | 6601-2 | |
| Manual IBC w/ Side Operation | 6601-1 | |
| INTERCONNECTORS, Horizontal | 6701-1 to -2 | |
| ISO CORNER FITTINGS, Aluminum | 6201-1 | |
| J | | |
| JAMB FRAMES, Container Door | | |
| 1405-1 to -9 | | |
| K | | |
| KAZOO Drain Components | | |
| 4406-6 to -7 | | |
| KEEPERS, Door Lock (Top & Bottom) | 1401-7 | |
| KRAFT PAPER Dunnage Bags | 2910-3 to -4 | |
| L | | |
| LASHING PLATE, Logistic Track | | |
| 2906-1 | | |
| LASHING RING | 1206-2 | |
| LIFTING HOOKS (Side Lift), Container | 6101-2 | |
| LIFTING LUG (Straight Lift), Container | 6101-1 | |
| LINING RETAINERS (for Reefers) | 4406-2 | |
| LOCK BOX w/ LATCH, Container Door | 4407-1 | |
| LOCK COMPONENTS, Bloxwich Door | 1401-1 to -3 | |
| LOCK ROD ASSEMBLIES | 1401-31 to -34 | |
| LOCK ROD HARDWARE KITS | 1401-3 | |
| LOCK ROD PIPE | 1401-35 | |
| LOGISTIC | | |
| Lashing Plate | 2906-1 | |
| Straps | 2907-1 to -3 | |
| » Cam Buckle | 2907-1 | |
| » Ratchet Type | 2907-2 | |
| » Rope Tie-Off | 2907-3 | |
| LUGS | | |
| Lift, Container (Straight/Vertical) | 6101-1 | |
| Pull, Container (Horizontal) | 6101-3 | |
| Swing Door Hinge | 1402-24 | |
| LUMBER BRACING BRACKETS | 2908-4 | |





TABLE OF CONTENTS

ALPHABETICAL INDEX

BY ITEM DESCRIPTION

REF

M

MANIFEST BOX Document Holder 4403-1
 MANUAL TWISTLOCKS 5005-1 to -2
 MINI CONTAINER CORNER FITTING 6203-1
 MOULDINGS, COVE (Aluminum) 1304-2

O

OVERHEIGHT FRAME, Timars 6102-2 to -5

P

PAINT, Container (Hempel) 2401-1 to -4
 PANELS, ALUMINUM
 Flat Sheets 1306-1
 Side 1306-1
 PANELS, STEEL
 Container, Door 1211-17,18 & 1403-1,-2,-5
 Container, Front 1201-1 to -5, -11
 Container, Roof 1202-1 to -7 & 1211-14 to -16
 Container, Roof Patches 1203-1
 Container, Side 1201-6 to -10, -12 to -13 & 1211-1 to -13
 Flat 1207-6

PINS

Slide, Locking (for Flatracks) 4003-1
 Swing Door Hinge 1402-27 to -29

PLASTIC PULL-UP SECURITY SEALS

PLATES

Aperture 6202-4
 Baffle, Aluminum & PVC 1311-8 to -11
 C-Plate (for Flatracks) 4001-1
 Connecting, Aluminum 1311-10
 CSC 4401-1
 L-Plates 1207-1
 Reinforcing (Domestic Containers) 6202-14 to -15
 Structural Steel 1207-4

PLYWOOD FLOORING

POLYPROPYLENE/Paper Dunnage Bags

PORT EQUIPMENT (Timars)

Overheight Frame 6102-2 to -5
 POSITIONING CONE for Well Cars 6602-1

POSTS

Front Corner 1205-1 to -12
 Intermediate Stacking 1205-20
 Rear Corner 1205-14 to -20
 Side Wall (Aluminum) 1314-1
 Side Wall (Steel) 1212-1

POWER SUPPLIES, Reefer

Assemblies 2601-1 to -2
 Cables 2601-1
 Connectors 2601-2
 Plugs 2601-2

PULL-UP SECURITY SEALS

PULL LUG, Horizontal, Container

PULL-UP SECURITY SEALS, Plastic

PVC

Baffle Plates 1311-10 to -11
 Container Door Jamb Frames 1405-1 to -9
 Reefer Lining Retainers 4406-2
 Roof Stringers 4406-1
 Wall Stringers 4406-1

R

RAIL SECUREMENT

Automatic IBC Twistlock 6601-2
 Container Guide 6602-1
 Manual IBC w/ Side Operation 6601-1
 Positioning Cone 6602-1

RAIL STIFFENERS (Bottom Side)

RAILS

Front Bottom (Steel) 1209-1 to -2
 Side Bottom (Aluminum) 1302-1 to -2
 Side Bottom (Steel) 1208-4 to -10
 Side Top (Aluminum) 1301-1
 Side Top (Steel) 1208-1 to -3
 Tunnel 1210-9 to -10

RATCHET STRAP Assemblies (2" – 4")

REAR DOOR SILLS

RECTANGULAR TUBE STRUC. STEEL

REEFER DRAIN Assemblies/Components

REEFER INSULATING FOAM FILLER

REEFER LINING RETAINERS

REEFER POWER SUPPLIES

Assemblies 2601-1
 Cables 2601-1
 Connectors 2601-2
 Plugs 2601-2

REFLECTIVE SAFETY GEAR

Sash Belt 2004-3
 Traffic Vest 2004-3

REINFORCING PLATES (Dom. Cont.)

RETAINERS

Catch 1401-17
 Door Gasket 1404-15
 Plate (for Door Handle) 1401-18
 Reefer Lining 4406-2

RIGID CORNER CASTERS

ROOF BOWS

Aluminum 1304-2
 Steel 1212-4 & 3401-1

ROOF PANELS, Steel

1202-1 to -7 & 1211-14 to -16

ROOF PANEL PATCHES, Steel

ROOF STRINGERS

ROPE (Single) HOOK

ROUND STOCK STRUCTURAL STEEL

S

SASH BELT; Reflective Safety Gear

SCREWS, Floor

SECURITY SEALS

Barrier (High-security) 3202-1
 Bolt 3202-2
 Flat Metal Strap 3202-6
 Plastic Pull-Up 3202-5
 Steel Cable (Class H, I, S) 3202-3 to -4

SHEETS

Flat, Aluminum 1306-1
 Flat, Steel 1211-19

SHORT LINK CHAIN Assemblies

SIDE LIFTING HOOKS, Container

SIDE PANELS, Aluminum

1201-6 to -10, -12 to -13 & 1211-1 to -13





TABLE OF CONTENTS

ALPHABETICAL INDEX

BY ITEM DESCRIPTION

REF

S (cont'd)

| | |
|---|-----------------|
| SIDE RAILS | |
| Bottom (Aluminum) | 1302-1 to -2 |
| Bottom (Steel) | 1208-4 to -10 |
| Top (Aluminum) | 1301-1 |
| Top (Steel) | 1208-1 to -3 |
| SIDE WALL POSTS (Steel) | 1212-1 |
| SILLS | |
| Front Bottom (Steel) | 1209-1 |
| Rear Bottom (Steel) | 1209-1 to -2 |
| SLIDE PINS, Locking (for Flatracks) | 4003-1 |
| SPLIT BUSHINGS & HALVES, Door Lock | 1401-29 to -30 |
| SPRING, TENSION, Reefer Containers | 1311-13 |
| SQUARE TUBE STRUCTURAL STEEL | 1207-3 |
| STACKER, HANGING | 5006-1 |
| STEEL | |
| Bridge Fittings | 5010-1 |
| Cable Security Seals | 3202-3 to -4 |
| Container Door Stringer | 1405-10 |
| Corner Fitting, Mini Container | 6203-1 |
| Headers & Header Plates | 1204-1 to -4 |
| Lashing Ring | 1206-2 |
| Panels, Flat | 1207-6 |
| Roof Bows | 1212-4 & 3401-1 |
| Sheets, Flat | 1211-19 |
| Structural Container Components | 1207-1 to -5 |
| Structural Flatrack Components | 4001-1 |
| Swing Door Hinges (Domestic/ISO) | 1402-1 to -3 |
| Swing Door Hinges (Reefer) | 1402-4 to -11 |
| STOPS, Swing Door | 1402-34 |
| STRAIGHT LIFTING LUG, Container | 6101-1 |
| STRAPS | |
| Cam Buckle | 2905-7 |
| Logistic | 2907-1 to -3 |
| Winch (3" & 4") | 2904-1 |
| STRINGERS | |
| Roof | 4406-1 |
| Wall | 4406-1 |
| STRUCTURAL STEEL | |
| Angle Bars | 1207-2 |
| C-Channel Rail | 1207-1 |
| Crossmembers | 1210-3 to -7 |
| Crossmember Clips | 1210-1 to -2 |
| Flat Bar | 1207-4 |
| Floor Spacer | 1207-1 |
| L-Plates | 1207-1 |
| Plate Steel | 1207-4 |
| Rail Stiffeners (Bottom Side) | 1207-5 |
| STRUCTURAL STEEL (cont'd) | |
| Rectangular Tube | 1207-3 |
| Round Stock | 1207-2 |
| Square Tube | 1207-3 |
| SWIVEL CORNER CASTERS | 6108-1 |

T

| | |
|----------------------------------|--------------|
| T-FLOOR & Components | 1311-1 to -7 |
| 1-T | 1311-2 |
| 2-T | 1311-3 |
| 3-T | 1311-4 |
| 4-T | 1311-5 |
| 5-T | 1311-6 |
| Eyelet Clip (for Reefer T-Floor) | 2909-4 |
| Repair Kit | 1311-7 |
| Threshold Cap (5-Tooth) | 1311-1 |

T (cont'd)

| | |
|---|---------------|
| TARP CABLES | 3402-1 |
| TARP HOOK | 3403-1 |
| TENSION SPRING, Reefer Containers | 1311-13 |
| TIMARS PORT EQUIPMENT | |
| Overheight Frame | 6102-2 to -5 |
| TOW BAR ASSEMBLY | 6108-2 |
| TRAFFIC VEST; Reflective Safety Gear | 2004-3 |
| TUNNEL & TUNNEL RAILS | 1210-9 to -10 |
| TWISTLOCKS | |
| Dovetail | 5005-3 |
| Flatracks | 4002-2 |
| IBC, Automatic | 6601-2 |
| Manual, 3-Way Locking | 5005-2 |
| Manual, Fixed Base | 5005-1 |
| Weld-Down | 5005-4 |

V

| | |
|-------------------------------|--------|
| VENT COVERS, Container | 4402-1 |
| VINYL CURTAIN | 4406-9 |
| Hanging Tag | 4406-9 |
| Securing Ribbon | 4406-9 |
| Vinyl Stick-on Label | 4406-9 |

W

| | |
|------------------------------------|--------------|
| WALL POSTS, Side (Aluminum) | 1314-1 |
| WALL POSTS, Side (Steel) | 1212-1 |
| WALL STRINGERS | 4406-1 |
| WASHERS, Swing Door Hinge | 1402-27 |
| WEB WINCHES | 2903-1 to -2 |
| WEBBING CORNER PROTECTOR | 2904-2 |
| WELD-DOWN TWISTLOCKS | 5005-4 |
| WELL CAR RAIL SECUREMENT | |
| Automatic IBC Twistlock | 6601-2 |
| Container Guide | 6602-1 |
| Manual IBC w/ Side Operation | 6601-1 |
| Positioning Cone | 6602-1 |
| WINCH BARS | 2903-3 |
| WINCH RAILS | 2903-2 |
| WINCH STRAPS (3" & 4") | 2904-1 |
| WINCHES, Web | 2903-1 to -2 |





TABLE OF CONTENTS STEEL PANELS & STRUCTURAL STEEL **1200**

1200

PAGE NUMBERS

| | |
|-----------------------|---|
| 1201-1 to -5 | FRONT PANELS (Domestic Containers) |
| 1201-6 to -10 | SIDE PANELS (Domestic Containers) |
| 1201-11 | FRONT PANELS (ISO Containers) |
| 1201-12 to -13 | SIDE PANELS (ISO Containers) |
| | |
| 1202-1 to -3 | ROOF PANELS (Domestic Containers: 5-Rib & End Panels) |
| 1202-4 to -7 | ROOF PANELS (ISO Containers: 2-Rib, 3-Rib, 4-Rib, 5-Rib & End Panels) |
| | |
| 1203-1 | ROOF PANEL PATCHES (ISO Containers: 5-Rib) |
| | |
| 1204-1 | DOOR HEADERS (Domestic Containers) |
| 1204-2 to -3 | DOOR HEADERS (ISO Containers) |
| 1204-4 | REAR HEADER ASSEMBLY (MCIQ Reefer Container) |
| | |
| 1205-1 to -12 | FRONT CORNER POSTS |
| 1205-14 to -19 | REAR CORNER POSTS |
| 1205-20 | INTERMEDIATE STACKING POSTS |
| | |
| 1206-1 | CORNER BRACKETS |
| 1206-2 | LASHING RING (for Domestic & ISO Containers) |
| | |
| 1207-1 | C-CHANNEL RAIL, FLOOR SPACER & L-PLATES |
| 1207-2 | ANGLE BARS ROUND STOCK |
| 1207-3 | SQUARE & RECTANGULAR TUBE |
| 1207-4 | FLAT BAR PLATE STEEL |
| 1207-5 | BOTTOM-SIDE RAIL STIFFENERS |
| 1207-6 | STEEL FLAT PANELS |
| | |
| 1208-1 to -3 | SIDE RAILS (Top) |
| 1208-4 to -10 | SIDE RAILS (Bottom) |
| | |
| 1209-1 to -2 | FRONT BOTTOM RAILS & REAR DOOR SILLS |
| 1209-3 | C-CHANNEL INSERTS (for Rails & Sills) |
| | |
| 1210-1 to -2 | CROSSMEMBER CLIPS |
| 1210-3 to -4 | CROSSMEMBERS (for ISO Containers) |
| 1210-5 | CROSSMEMBERS (for Domestic Containers) |
| 1210-6 | CROSSMEMBERS (for ISO Flatracks) |
| 1210-7 | CROSSMEMBERS (for Reefer Containers) |
| 1210-9 to -10 | TUNNEL & TUNNEL RAILS |
| | |
| 1211-1 to -13 | CONTAINER SIDE PANELS |
| 1211-14 to -16 | CONTAINER ROOF PANELS |
| 1211-17 to -18 | CONTAINER DOOR PANELS |
| 1211-19 | FLAT SHEETS |
| | |
| 1212-1 | SIDE WALL POSTS |
| 1212-4 | ROOF BOWS |





FRONT PANELS

DOMCON CONTAINERS

1201

MODEL 1201-2422

FRONT PANEL
 for Jindo/Pacer 48' & 53' x 107"
 4 Corrugation
 38-7/8" x 102-1/2"

SUB FOR: JINDO AD0501-2089 **FITS:** PACER 48', 53' x 107" **THICKNESS:** 1/16" / 1.6 MM
LENGTH: 102-1/2" / 2,603 MM **MATERIAL:** CORTEN STEEL **FINISH:** PRIMER **WEIGHT:** 79.5 LBS / 36.1 Kg

MODEL 1201-2629

FRONT PANEL for Pacer 53' x 110"
 & CSX/Hub/Jindo/Swift 53'
 4 Corrugation
 44-9/16" x 101-3/8"

SUB FOR: JINDO AD0501-2298 & AD0501-2299 **FITS:** PACER 53' x 110"; CSX, HUB & SWIFT 53' **THICKNESS:** 1/16" / 1.6 MM
LENGTH: 101-3/8" / 2,575 MM **MATERIAL:** CORTEN STEEL **FINISH:** PRIMER **WEIGHT:** 82 LBS / 37.19 Kg

MODEL 1201-6939

FRONT PANEL for High Cube
 Singamas/CIMC 53' &
 Trailer Bridge 53' x 107"
 5 Corrugation
 40-5/16" x 106-1/4"

SUB FOR: CIMC D03-02B **FITS:** CIMC & SINGAMAS 53'; TRAILER BRIDGE 53' x 107" **THICKNESS:** 1/16" / 1.6 MM
LENGTH: 106-1/4" / 2,700 MM **MATERIAL:** CORTEN STEEL **FINISH:** PRIMER **WEIGHT:** 91.5 LBS / 41.5 Kg

MODEL 1201-7911

MIDDLE FRONT PANEL
 for CIMC/J.B. Hunt 53'
 4 Corrugation
 37-1/4" x 83-7/16"

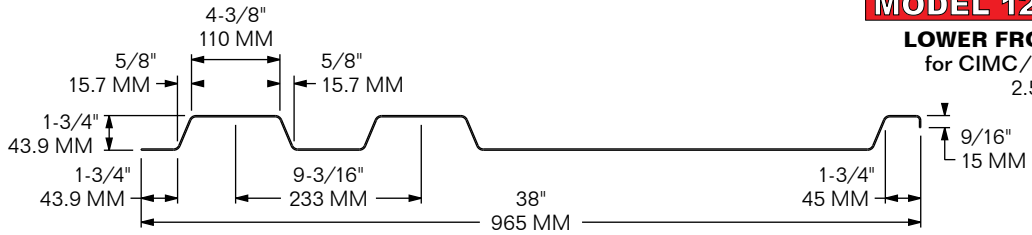
SUB FOR: CIMC CDAD53-0102F-22, JBH 31712, NAVISTAR 9220-008A **FITS:** CIMC, J.B. HUNT 53' **THICKNESS:** 1/16" / 1.6 MM
LENGTH: 83-7/16" / 2,120 MM **MATERIAL:** CORTEN STEEL **FINISH:** PRIMER **WEIGHT:** 70 LBS / 31.8 Kg



FRONT PANELS

DOMCON CONTAINERS

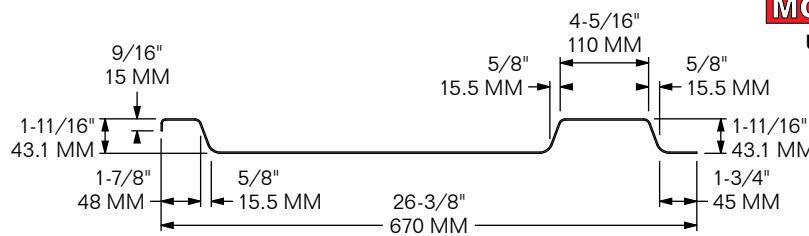
1201



MODEL 1201-7913

LOWER FRONT PANEL
for CIMC/J.B. Hunt 53'
2.5 Corrugation,
38" x 83-7-16"

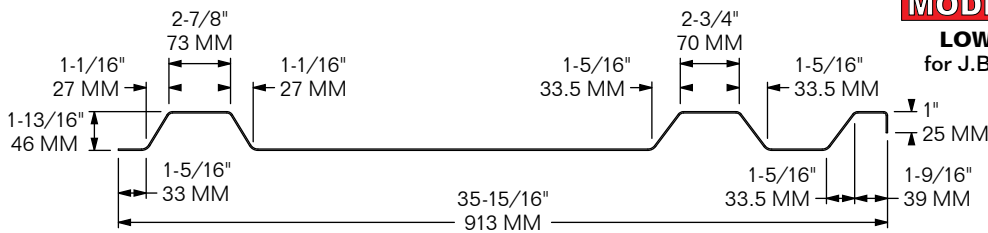
SUB FOR: CIMC CDAD53-0102F-22, JBH 31702, NAVISTAR 9220-014R **FITS:** CIMC, J.B. HUNT 53' **THICKNESS:** 1/16" / 1.6 MM
LENGTH: 83-7/16" / 2,120 MM **MATERIAL:** CORTEN STEEL **FINISH:** PRIMER **WEIGHT:** 63.7 LBS / 28.9 Kg



MODEL 1201-7914

UPPER FRONT PANEL
for CIMC/J.B. Hunt 53'
1.5 Corrugation
26-3/8" x 83-7/16"

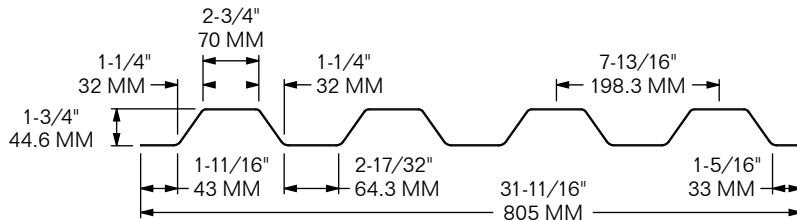
SUB FOR: CIMC CDAD53-0101F-223 & NAVISTAR 9220-014R **FITS:** CIMC, J.B. HUNT 53' **THICKNESS:** 1/16" / 1.6 MM
LENGTH: 83-7/16" / 2,120 MM **MATERIAL:** CORTEN STEEL **FINISH:** PRIMER **WEIGHT:** 43.5 LBS / 19.7 Kg



MODEL 1201-7923

LOWER FRONT PANEL
for J.B. Hunt/Singamas 53'
2.5 Corrugation,
36" x 82.4"

FITS: J.B. HUNT, SINGAMAS 53' **THICKNESS:** 1/16" / 1.6 MM **LENGTH:** 82-7/16" / 2,094 MM
MATERIAL: CORTEN STEEL **FINISH:** PRIMER **WEIGHT:** 57.5 LBS / 26.1 Kg



MODEL 1201-7924

CENTER FRONT PANEL
for J.B. Hunt/Singamas 53'
4 Corrugation
31-11/16" x 82-7/16"

FITS: J.B. HUNT, SINGAMAS 53' **THICKNESS:** 1/16" / 1.6 MM **LENGTH:** 82-7/16" / 2,094 MM
MATERIAL: CORTEN STEEL **FINISH:** PRIMER **WEIGHT:** 41.6 LBS / 18.9 Kg

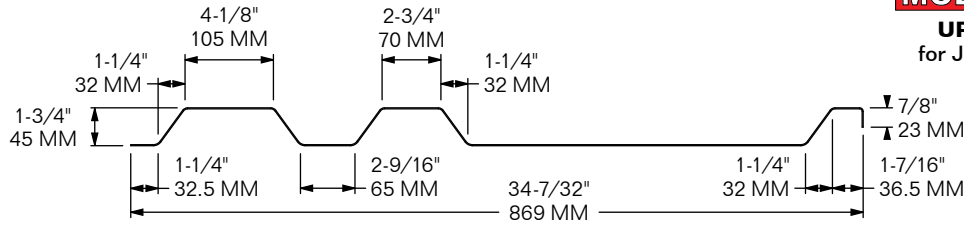


FRONT PANELS

DOMCON CONTAINERS

1201

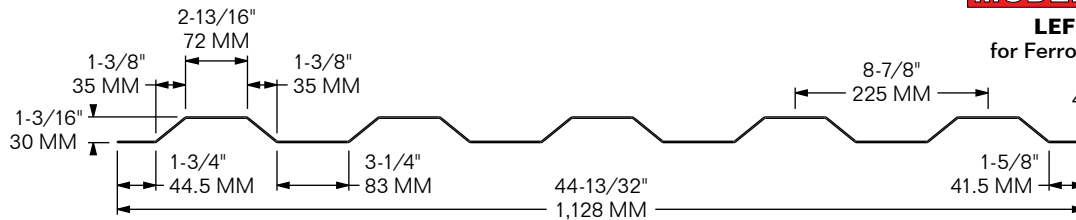
MODEL 1201-7925



UPPER FRONT PANEL
for J.B. Hunt/Singamas 53'
2.5 Corrugation,
34-7/32" x 82-17/32"

FITS: J.B. HUNT, SINGAMAS 53' **THICKNESS:** 3/64" / 1.2 MM **LENGTH:** 82-17/32" / 2,096 MM
MATERIAL: DOCOL STEEL **FINISH:** PRIMER **WEIGHT:** 42.5 LBS / 19.3 Kg

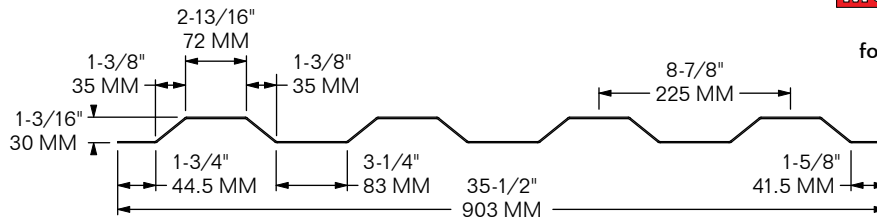
MODEL 1201-8152



LEFT FRONT PANEL
for Ferromex/Singamas 53'
5 Corrugation
44-13/32" x 101-1/2"

SUB FOR: SINGAMAS 53-302004 **FITS:** FERROMEX, SINGAMAS 53' **THICKNESS:** 1/16" / 1.6 MM
LENGTH: 101-1/2" / 2,578 MM **MATERIAL:** CORTEN STEEL **FINISH:** PRIMER **WEIGHT:** 84 LBS / 38.1 Kg

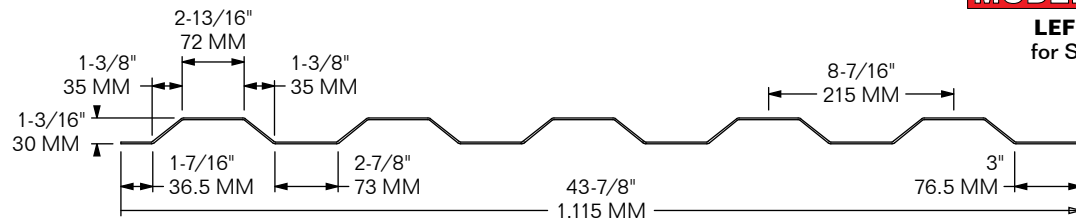
MODEL 1201-8153



RIGHT FRONT PANEL
for Ferromex/Singamas 53'
4 Corrugation,
35.6" x 101.5"

SUB FOR: SINGAMAS 53-302005 **FITS:** FERROMEX, SINGAMAS 53' **THICKNESS:** 1/16" / 1.6 MM
LENGTH: 101-1/2" / 2,578 MM **MATERIAL:** CORTEN STEEL **FINISH:** PRIMER **WEIGHT:** 63 LBS / 28.6 Kg

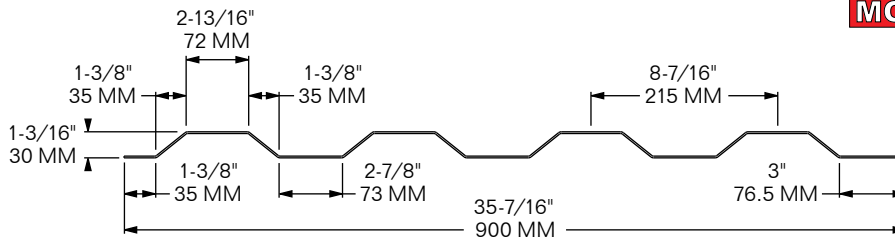
MODEL 1201-8413



LEFT FRONT PANEL
for Singamas/Swift 53'
5 Corrugation
43-7/8" x 101-3/8"

SUB FOR: SINGAMAS 53-302004 **FITS:** SINGAMAS, SWIFT 53' **THICKNESS:** 5/64" / 2 MM
LENGTH: 101-13/32" / 2,576 MM **MATERIAL:** CORTEN STEEL **FINISH:** PRIMER **WEIGHT:** 105.9 LBS / 48 Kg

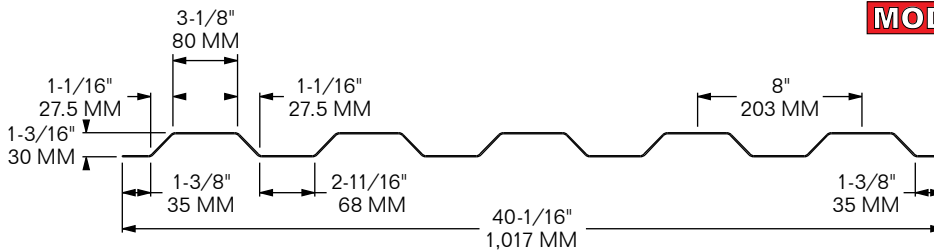
1201



MODEL 1201-8414

RIGHT FRONT PANEL
for Singamas/Swift 53'
4 Corrugation
35-7/16" x 101-13/32"

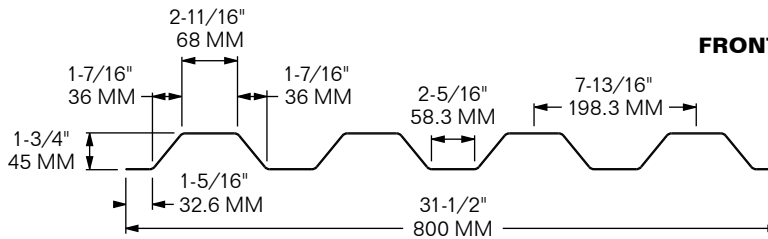
SUB FOR: SINGAMAS 53-302005 **FITS:** SINGAMAS & SWIFT 53' **THICKNESS:** 1/16" / 1.6 MM
LENGTH: 101-13/32" / 2,576 MM **MATERIAL:** CORTEN STEEL **FINISH:** PRIMER **WEIGHT:** 85.4 LBS / 38.7 Kg



MODEL 1201-8518

FRONT PANEL
for CIMC/CSX 53'
5 Corrugation
40-1/16" x 101-13/32"

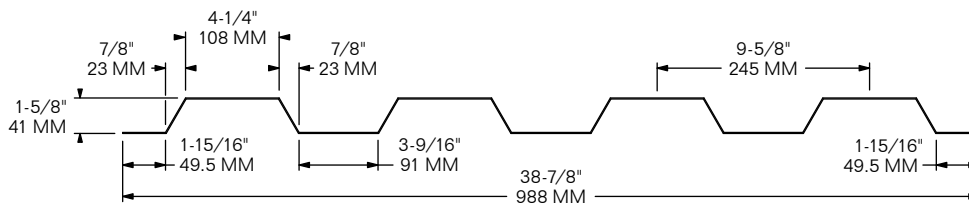
FITS: CIMC NCSE10S & CSX 53' **THICKNESS:** 1/16" / 1.6 MM **LENGTH:** 101-13/32" / 2,576 MM
MATERIAL: CORTEN STEEL **FINISH:** PRIMER **WEIGHT:** 79.1 LBS / 35.9 Kg



MODEL 1201-8677

FRONT PANEL for Generic 53' x 102"
5 Corrugation, 31-1/2" x 82-1/2"

SUB FOR: CIMC-AD53-0302E-26-X, JBH 18554 **FITS:** 53' x 102" GENERIC **THICKNESS:** 3/64" / 1.2 MM
LENGTH: 82-1/2" / 2,096 MM **MATERIAL:** DOCOL STEEL **FINISH:** PRIMER **WEIGHT:** 41 LBS / 18.6 Kg



MODEL 1201-8867

FRONT PANEL
for Jindo 48'
4 Corrugation
38-7/8" x 102-1/2"

FITS: JINDO 48' **THICKNESS:** 3/64" / 1.2 MM **LENGTH:** 102-1/2" / 2,603 MM
MATERIAL: DOCOL STEEL **FINISH:** PRIMER **WEIGHT:** 62 LBS / 28.1 Kg



FRONT PANELS

DOMCON CONTAINERS

1201

MODEL 1201-8968

FRONT PANEL (Upper)
 for Singamas 53'
 1.5 Corrugation
 33-1/16" x 82-5/16"

SUB FOR: HUB 53-302006 **FITS:** SINGAMAS 53' **THICKNESS:** 1/16" / 1.5 MM
MATERIAL: CORTEN STEEL **FINISH:** WELDABLE PRIMER **WEIGHT:** 50.2 LBS / 22.77 Kg

MODEL 1201-8969

FRONT PANEL (Middle)
 for Singamas 53'
 4 Corrugation
 32-15/16" x 82-5/16"

SUB FOR: HUB 53-302005 **FITS:** SINGAMAS 53' **THICKNESS:** 1/16" / 1.5 MM
MATERIAL: CORTEN STEEL **FINISH:** WELDABLE PRIMER **WEIGHT:** 54.8 LBS / 24.86 Kg

MODEL 1201-8970

FRONT PANEL (Lower)
 for Singamas 53'
 2.5 Corrugation
 35-9/16" x 82-5/16"

SUB FOR: HUB 53-302004 **FITS:** SINGAMAS 53' **THICKNESS:** 1/16" / 1.5 MM
MATERIAL: CORTEN STEEL **FINISH:** WELDABLE PRIMER **WEIGHT:** 55.56 LBS / 25.2 Kg





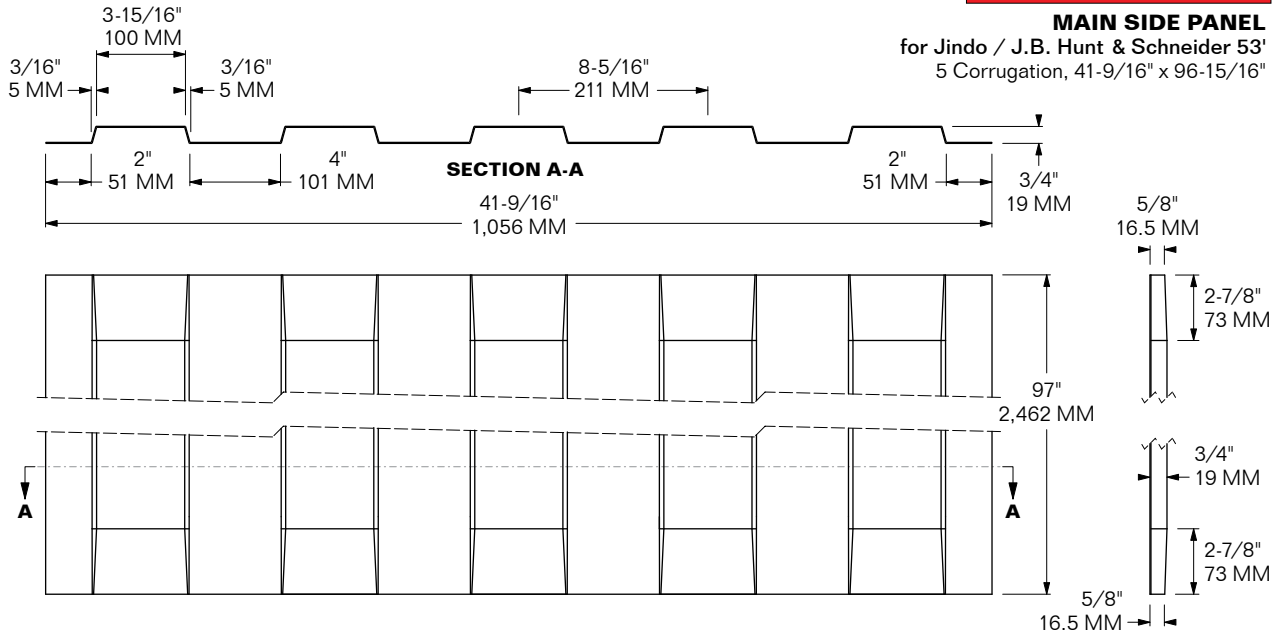
SIDE PANELS

DOMCON CONTAINERS

1201

MODEL 1201-6886

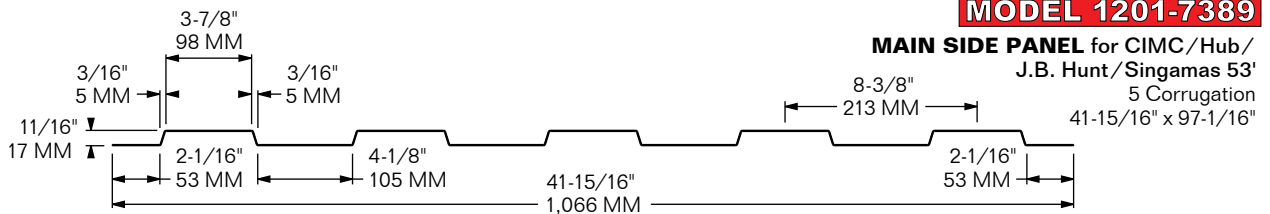
MAIN SIDE PANEL
for Jindo / J.B. Hunt & Schneider 53'
5 Corrugation, 41-9/16" x 96-15/16"



SUB FOR: JINDO AH0401-9280 & AH0401-9530 **FITS:** J.B. HUNT & SCHNEIDER 53' **THICKNESS:** 3/64" / 1.1 MM
LENGTH: 96-15/16" / 2,462 MM **MATERIAL:** DOCOL (H.S. STEEL) **FINISH:** PRIMER **WEIGHT:** 54.1 LBS / 24.54 Kg

MODEL 1201-7389

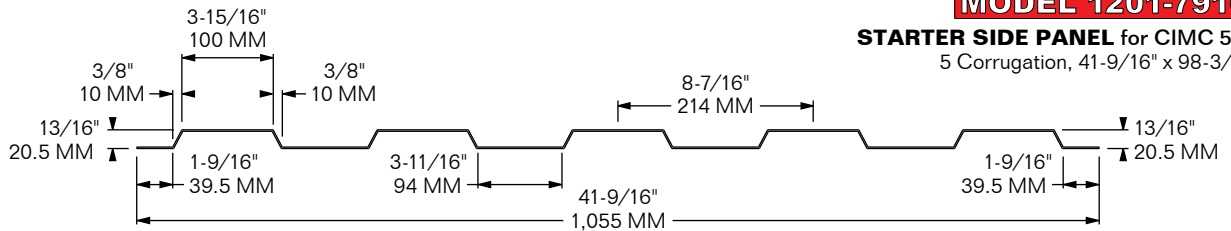
MAIN SIDE PANEL for CIMC/Hub/
J.B. Hunt/Singamas 53'
5 Corrugation
41-15/16" x 97-1/16"



SUB FOR: HUB QPJH-600020; JBH QP-53DJH-1; NAVISTAR 9310-002C, 9320-002C & 9330-002C; SINGAMAS 53-500002
FITS: CIMC, HUB, J.B. HUNT & SINGAMAS 53' **THICKNESS:** 1/16" / 1.6 MM **LENGTH:** 97-1/16" / 2,465 MM
MATERIAL: CORTEN STEEL **FINISH:** PRIMER **WEIGHT:** 78.2 LBS / 35.5 Kg

MODEL 1201-7916

STARTER SIDE PANEL for CIMC 53'
5 Corrugation, 41-9/16" x 98-3/4"



SUB FOR: CIMC AD53-0302E-26-L, JBH 18554 & VANGUARD CDAD53-0302E-26 **FITS:** CIMC 53' **THICKNESS:** 1/16" / 1.6 MM
LENGTH: 98-3/4" / 2,508 MM **MATERIAL:** CORTEN STEEL **FINISH:** PRIMER **WEIGHT:** 79.4 LBS / 36.02 Kg



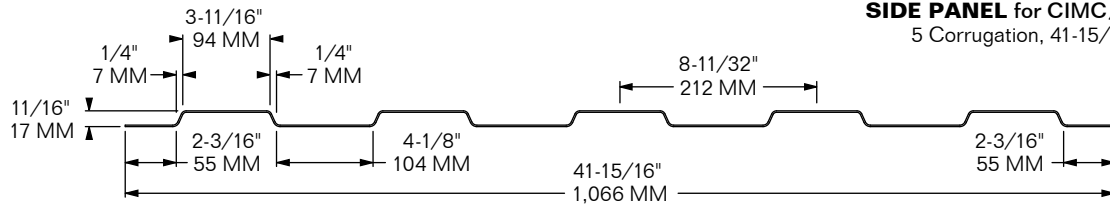
SIDE PANELS

DOMCON CONTAINERS

1201

MODEL 1201-7917

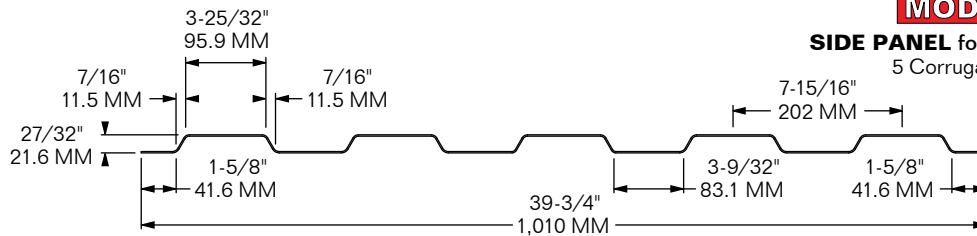
SIDE PANEL for CIMC/J.B. Hunt 53'
5 Corrugation, 41-15/16" x 96-15/16"



SUB FOR: CIMC CDA5-0302S-1 & JBH 31698 **FITS:** CIMC, J.B. HUNT 53' **THICKNESS:** 1/16" / 1.6 MM
LENGTH: 96-15/16" / 2,463 MM **MATERIAL:** CORTEN STEEL **FINISH:** PRIMER **WEIGHT:** 58 LBS / 26.3 Kg

MODEL 1201-8133

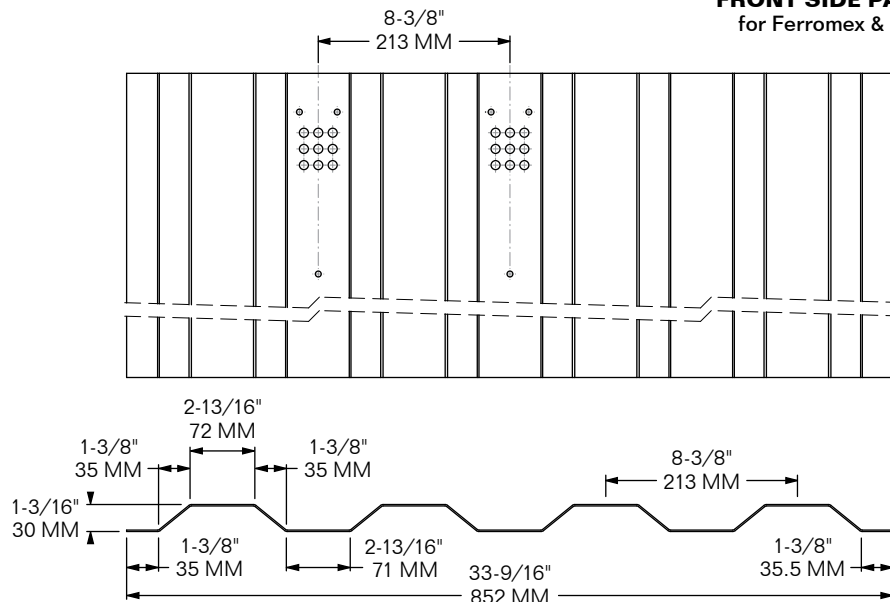
SIDE PANEL for CIMC/J.B. Hunt 53'
5 Corrugation, 39-3/4" x 98-5/8"



SUB FOR: CIMC AD53-0301S-2 **FITS:** CIMC, J.B. HUNT 53' **THICKNESS:** 1/16" / 1.6 MM
LENGTH: 98-5/8" / 2,505 MM **MATERIAL:** CORTEN STEEL **FINISH:** PRIMER **WEIGHT:** 74 LBS / 33.6 Kg

MODEL 1201-8155

FRONT SIDE PANEL w/ VENT HOLES
for Ferromex & Singamas/Hub, Swift 53'
4 Corrugation, 33-9/16" x 98-1/2"



SUB FOR: SINGAMAS 53-304002 **FITS:** FERROMEX, HUB, SINGAMAS & SWIFT 53' **THICKNESS:** 1/16" / 1.6 MM
LENGTH: 98-1/2" / 2,502 MM **MATERIAL:** CORTEN STEEL **FINISH:** PRIMER **WEIGHT:** 59 LBS / 26.8 Kg



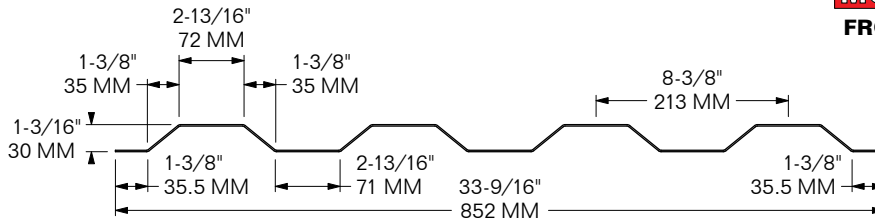
SIDE PANELS

DOMCON CONTAINERS

1201

MODEL 1201-8156

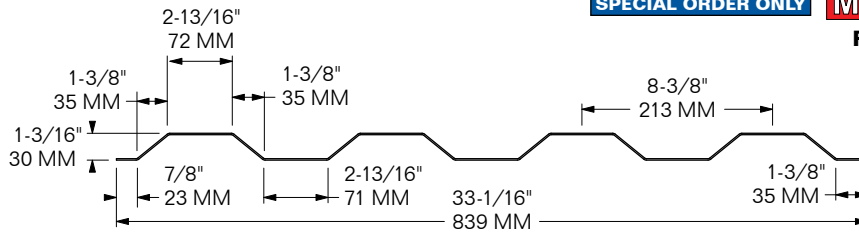
FRONT END SIDE PANEL
for Ferromex/Hub/
Singamas/Swift 53'
4 Corrugation
33-9/16" x 98-1/2"



SUB FOR: SINGAMAS 53-304003 **FITS:** FERROMEX, HUB, SINGAMAS & SWIFT 53' **THICKNESS:** 1/16" / 1.6 MM
LENGTH: 98-1/2" / 2,502 MM **MATERIAL:** CORTEN STEEL **FINISH:** PRIMER **WEIGHT:** 57 LBS / 25.8 Kg

SPECIAL ORDER ONLY MODEL 1201-8157

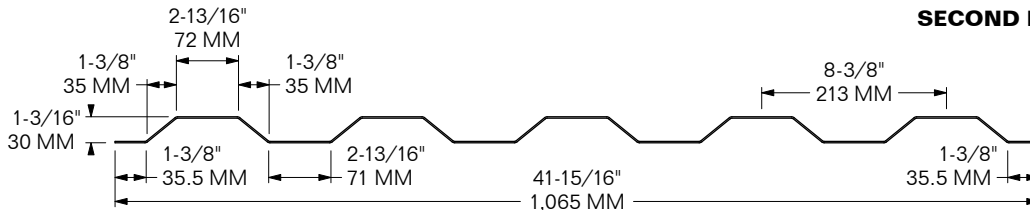
REAR END SIDE PANEL
for Ferromex/Hub/
Singamas/Swift 53'
4 Corrugation
33-1/16" x 98-1/2"



SUB FOR: SINGAMAS 53-404001 **FITS:** FERROMEX, HUB, SINGAMAS & SWIFT 53' **THICKNESS:** 1/16" / 1.6 MM
LENGTH: 98-1/2" / 2,502 MM **MATERIAL:** CORTEN STEEL **FINISH:** PRIMER **WEIGHT:** 58 LBS / 26.3 Kg

MODEL 1201-8159

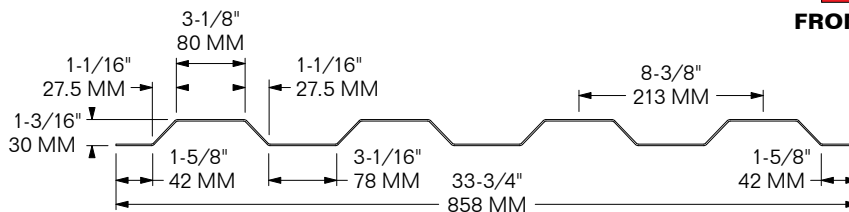
SECOND MAIN SIDE PANEL
for Ferromex/Hub/
Singamas/Swift 53'
5 Corrugation
41-15/16" x 98-7/16"



SUB FOR: SINGAMAS 53-500002 **FITS:** FERROMEX, HUB, SINGAMAS & SWIFT 53' **THICKNESS:** 1/16" / 1.6 MM
LENGTH: 98-7/16" / 2,500 MM **MATERIAL:** CORTEN STEEL **FINISH:** PRIMER **WEIGHT:** 76.5 LBS / 34.7 Kg

MODEL 1201-8512

FRONT & REAR SIDE PANEL
for CIMC 53'
4 Corrugation
33-3/4" x 98-1/2"



FITS: CIMC NCSE10S 53' **THICKNESS:** 1/16" / 1.6 MM **LENGTH:** 98-1/2" / 2,502 MM
MATERIAL: CORTEN STEEL **FINISH:** PRIMER **WEIGHT:** 64.5 LBS / 29.3 Kg



SIDE PANELS

DOMCON CONTAINERS

1201

MODEL 1201-8513

MAIN SIDE PANEL for CIMC/CSX 53'
5 Corrugation, 41-15/16" x 98-1/2"

FITS: CIMC NCSE10S, CSX 53' **THICKNESS:** 1/16" / 1.6 MM **LENGTH:** 98-1/2" / 2,502 MM
MATERIAL: CORTEN STEEL **FINISH:** PRIMER **WEIGHT:** 77 LBS / 34.9 Kg

MODEL 1201-8697

STARTER SIDE PANEL
for CIMC/J.B. Hunt 53'
5 Corrugation
42-1/2" x 98-5/8"

SUB FOR: CIMC AD53-0302E-26-X, JBH 18554 **FITS:** CIMC, J.B. HUNT 53' **THICKNESS:** 1/16" / 1.6 MM
LENGTH: 98-5/8" / 2,505 MM **MATERIAL:** CORTEN STEEL **FINISH:** GREY PRIMER **WEIGHT:** 77.2 LBS / 35.02 Kg

MODEL 1201-8698

MAIN SIDE PANEL
for CIMC/J.B. Hunt 53'
5 Corrugation
39-13/16" x 98-13/16"

FITS: CIMC, J.B. HUNT 53' **THICKNESS:** 1/16" / 1.6 MM **LENGTH:** 98-13/16" / 2,510 MM
MATERIAL: CORTEN STEEL **FINISH:** GREY PRIMER **WEIGHT:** 76.9 LBS / 34.88 Kg

MODEL 1201-8699

SIDE PANEL
for J.B. Hunt/Singamas 53'
5 Corrugation
40" x 98-3/4"

FITS: J.B. HUNT, SINGAMAS 53' **THICKNESS:** 1/16" / 1.6 MM **LENGTH:** 98-3/4" / 2,508 MM
MATERIAL: CORTEN STEEL **FINISH:** GREY PRIMER **WEIGHT:** 77.6 LBS / 35.2 Kg



SIDE PANELS

DOMCON CONTAINERS

1201

MODEL 1201-8978
SIDE PANEL (Front Section)
 for Singamas 53'
 4 Corrugation
 17mm Low-profile
 33-9/16" x 98-1/2"

SUB FOR: HUB 53-304003 **FITS:** SINGAMAS 53' **THICKNESS:** 1/16" / 1.6 MM
MATERIAL: CORTEN STEEL **FINISH:** WELDABLE PRIMER **WEIGHT:** 65.4 LBS / 29.67 Kg

MODEL 1201-8981
SIDE PANEL for Singamas 53'
 5 Corrugation, 17mm Low-profile
 42" x 98-1/2"

SUB FOR: HUB 53-500002 **FITS:** SINGAMAS 53' **THICKNESS:** 3/64" / 1.2 MM
MATERIAL: DOCOL STEEL **FINISH:** WELDABLE PRIMER **WEIGHT:** 60.23 LBS / 27.32 Kg

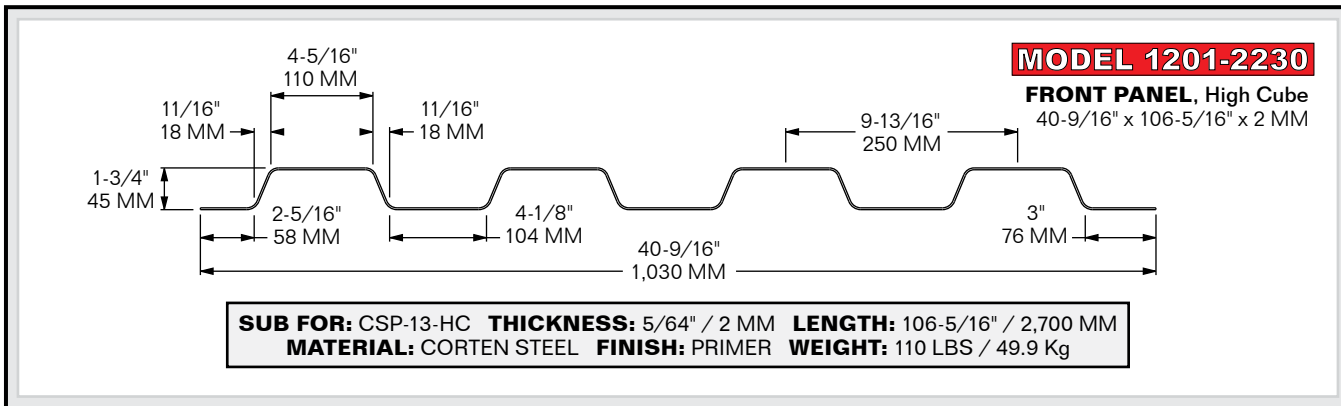
MODEL 1201-9003
SIDE PANEL for Singamas 53'
 Second Main, 5 Corrugation
 42" x 91"

SUB FOR: SINGAMAS NS53-500003 **FITS:** SINGAMAS 53' **THICKNESS:** 3/64" / 1.2 MM
LENGTH: 91" / 2,312 MM **MATERIAL:** DOCOL STEEL **FINISH:** PRIMER **WEIGHT:** 55 LBS / 25 Kg



FRONT PANELS

ISO CONTAINERS



1201

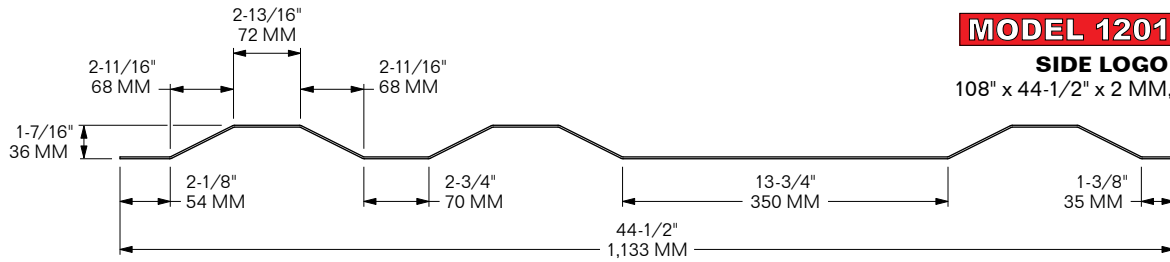




SIDE PANELS

ISO CONTAINERS

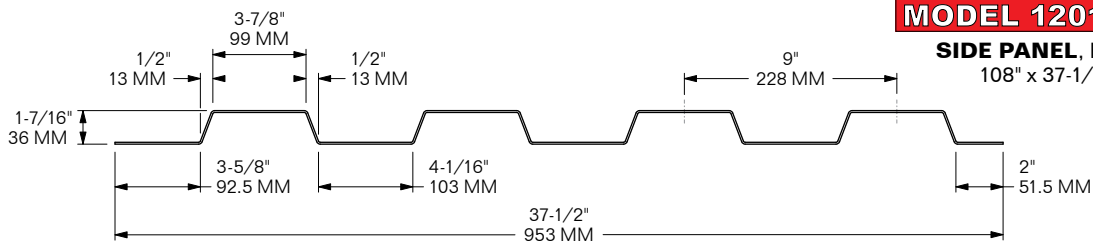
1201



MODEL 1201-2111

SIDE LOGO PANEL
108" x 44-1/2" x 2 MM, 14" logo

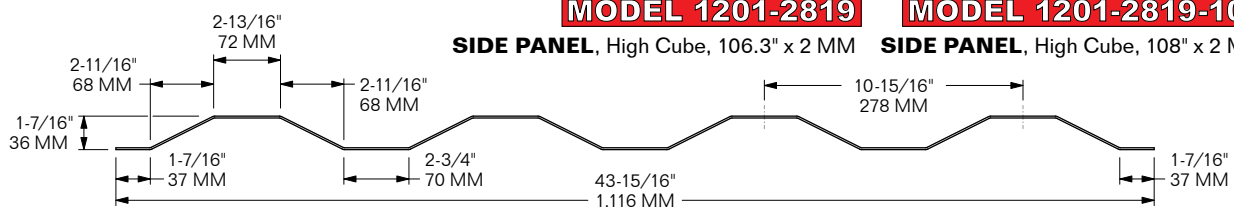
SUB FOR: CSP-14.44-HC THICKNESS: 5/64" / 2 MM LENGTH: 108" / 2,743 MM
MATERIAL: CORTEN STEEL FINISH: PRIMER WEIGHT: 103 LBS / 46.7 Kg



MODEL 1201-2112

SIDE PANEL, High Cube
108" x 37-1/2" x 2 MM

SUB FOR: CSP-17-HC THICKNESS: 5/64" / 2 MM LENGTH: 108" / 2,743 MM
MATERIAL: CORTEN STEEL FINISH: PRIMER WEIGHT: 96 LBS / 43.5 Kg



MODEL 1201-2819

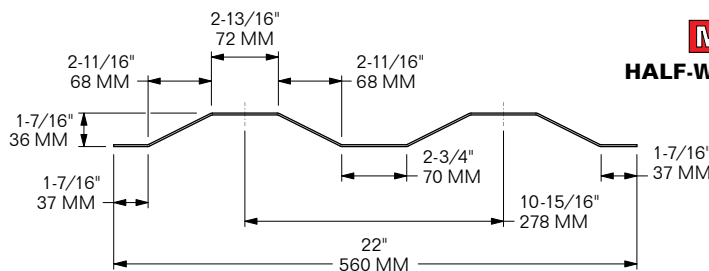
MODEL 1201-2819-108

SIDE PANEL, High Cube, 106.3" x 2 MM

SIDE PANEL, High Cube, 108" x 2 MM

MODEL 1201-2819:
THICKNESS: 5/64" / 2 MM LENGTH: 106-3/8" / 2,700 MM
MATERIAL: CORTEN STEEL FINISH: PRIMER
WEIGHT: 106 LBS / 48.1 Kg

MODEL 1201-2819-108:
THICKNESS: 5/64" / 2 MM LENGTH: 108" / 2,743 MM
MATERIAL: CORTEN STEEL FINISH: PRIMER
WEIGHT: 109.5 LBS / 49.7 Kg



MODEL 1201-6105

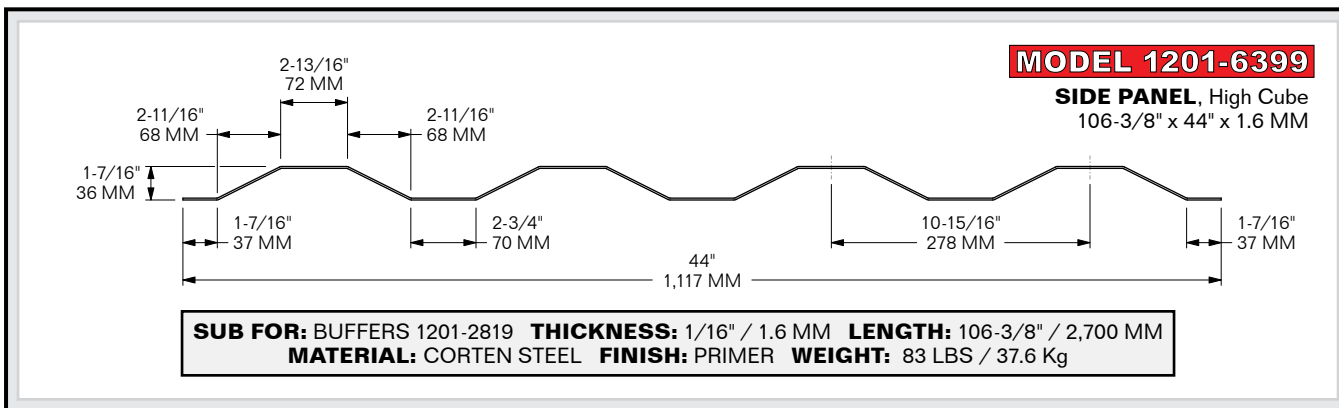
HALF-WIDTH SIDE PANEL for 45'
105" x 22" x 1.6 MM

WORKS WITH: BUFFERS 1201-2819, 1201-6399 PANELS THICKNESS: 1/16" / 1.6 MM
LENGTH: 105" / 2,667 MM MATERIAL: CORTEN STEEL FINISH: PRIMER WEIGHT: 42.8 LBS / 19.4 Kg





SIDE PANELS

ISO CONTAINERS



1201





ROOF PANELS

5-RIB

DOMCON CONTAINERS

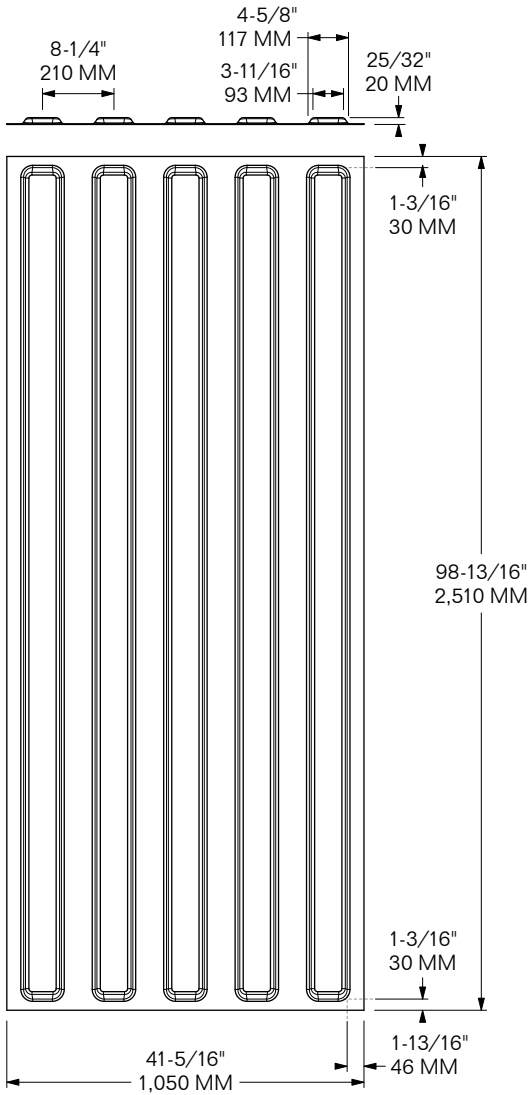
1202

MODEL 1202-2138

for Jindo & 102" DomCon (1.6 MM thick)

MODEL 1202-6887

for CSX, J.B. Hunt & Jindo 53' (1.1 MM thick)

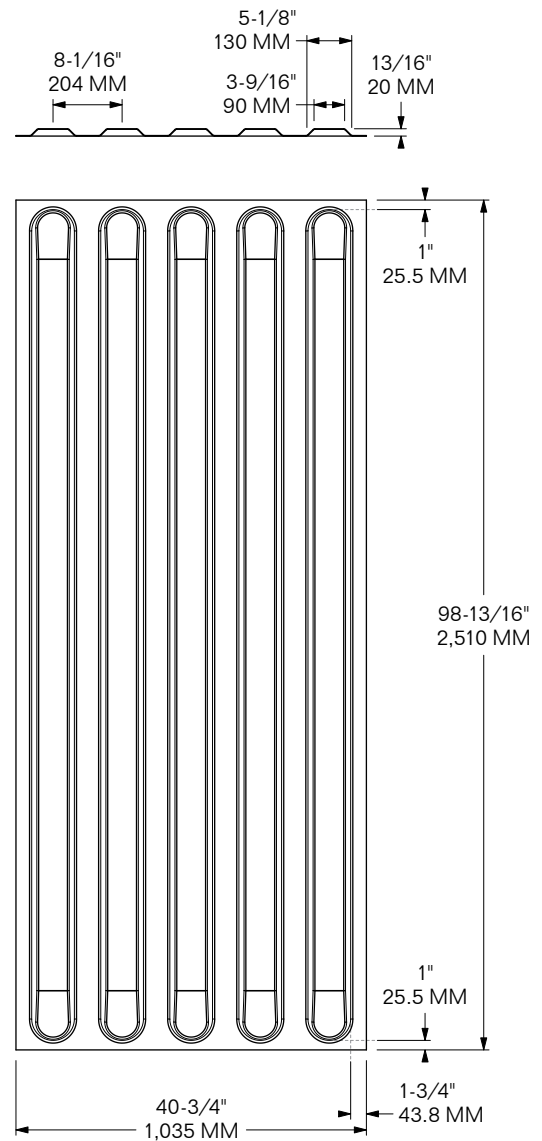


1202-2138 SUB FOR: JINDO AK0101-0790
FITS: 102" DOMCON **THICKNESS:** 1/16" / 1.6 MM
MATERIAL: CORTEN STEEL **FINISH:** PRIMER
WEIGHT: 76 LBS / 34.47 Kg

1202-6887 SUB FOR: BUI 1202-8162, HUB 53-405001, JBH 31832 & QPJH53-600001 & JINDO AK0101-0811
FITS: CSX, J.B. HUNT & JINDO 53'
THICKNESS: 3/64" / 1.1 MM
MATERIAL: DOCOL (H.S. STEEL) **FINISH:** PRIMER
WEIGHT: 53.4 LBS / 24.12 Kg

MODEL 1202-7908

for CIMC & J.B. Hunt 53'



SUB FOR: CIMC AD53-0301R-1, JBH 31701
FITS: CIMC, J.B. HUNT 53'
THICKNESS: 1/16" / 1.6 MM
MATERIAL: DOCOL STEEL **FINISH:** PRIMER
WEIGHT: 75.2 LBS / 34.11 Kg



ROOF PANELS

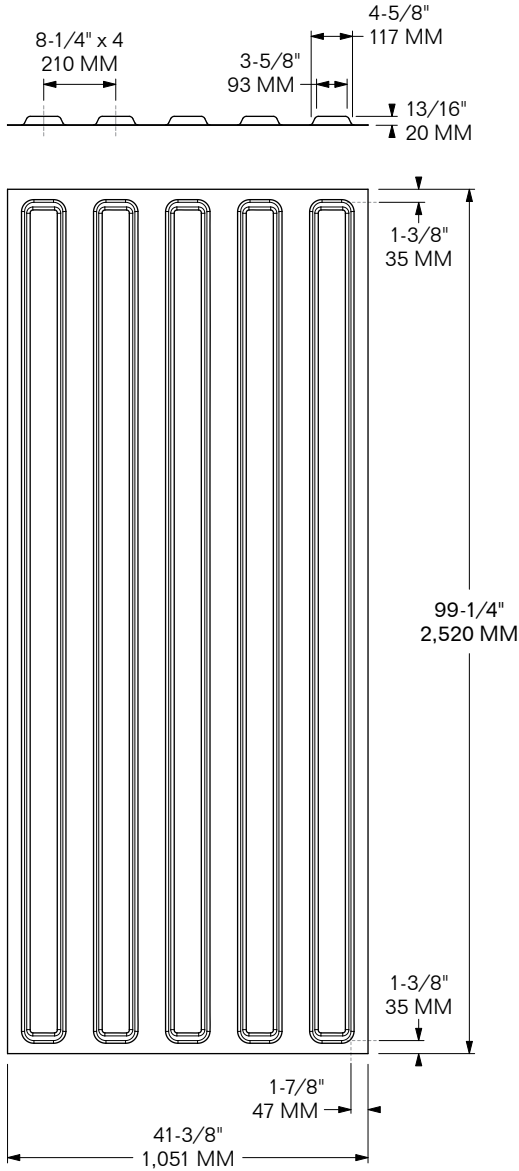
5-RIB

DOMCON CONTAINERS

1202

MODEL 1202-8162

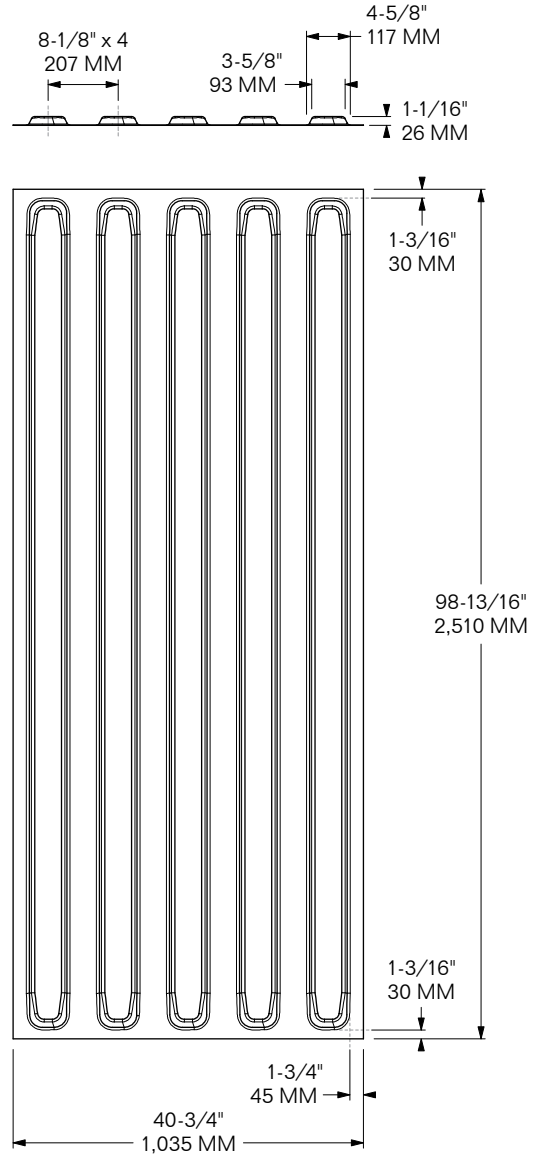
for Ferromex, Hub, J.B. Hunt, Singamas & Swift 53' x 102"



FITS: SINGAMAS 53-600001, 53-600003, 53-600004
FITS: SINGAMAS 53' x 102' / FERROMEX, HUB, J.B. HUNT, SWIFT **THICKNESS:** 3/64" / 1.2 MM
MATERIAL: DOCOL STEEL **FINISH:** PRIMER
WEIGHT: 59.5 LBS / 27 Kg

MODEL 1202-8515

for CIMC, CSX & Singamas 53'



SUB FOR: CIMC AD53-0101R-5
FITS: CIMC, SINGAMAS 53' / CSX
THICKNESS: 3/64" / 1.2 MM
MATERIAL: DOCOL STEEL **FINISH:** PRIMER
WEIGHT: 60.4 LBS / 27.4 Kg



ROOF END PANELS

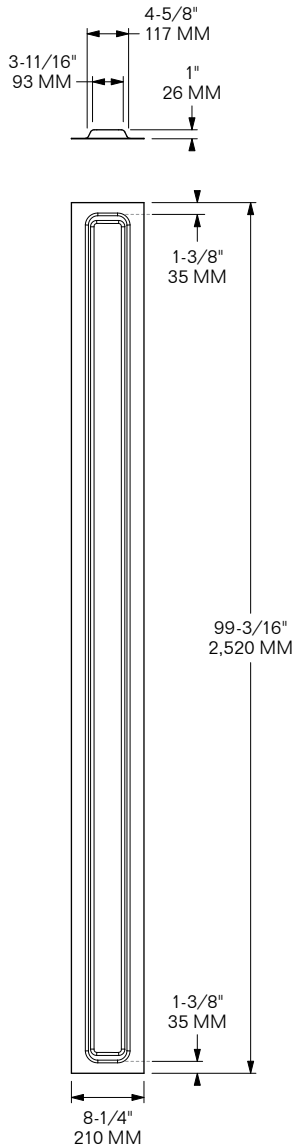
1-RIB

DOMCON CONTAINERS

1202

MODEL 1202-8163

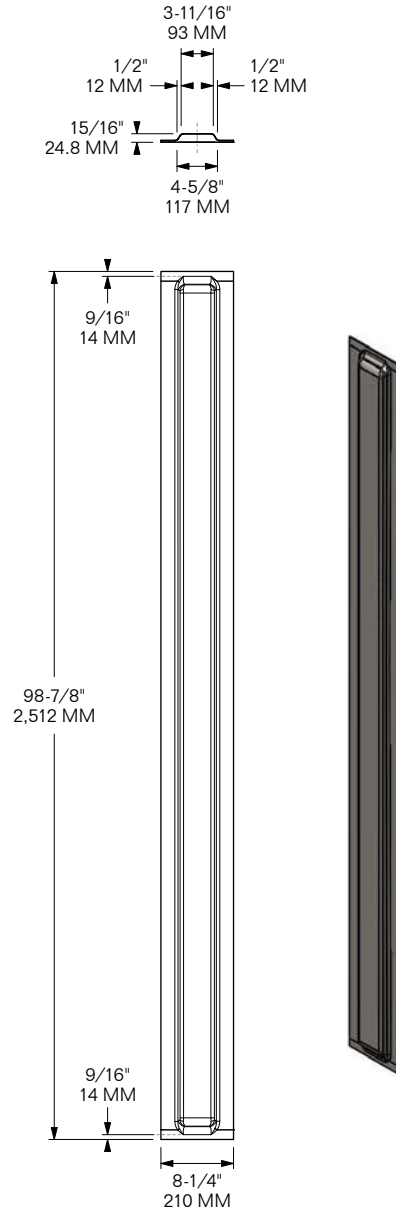
for Ferromex, Hub, J.B. Hunt, Singamas, Swift 53' x 102"



SUB FOR: SINGAMAS 53-600005
FITS: FERROMEX, HUB, J.B. HUNT, SINGAMAS, SWIFT 53' x 102"
WORKS WITH: BUFFERS 1202-8162
THICKNESS: 3/64" / 1.2 MM
MATERIAL: DOCOL STEEL **FINISH:** PRIMER
WEIGHT: 12 LBS / 5.44 Kg

MODEL 1202-8985

Front & Rear for Hub, Singamas 53'



SUB FOR: SINGAMAS 53-600005
FITS: HUB, SINGAMAS 53'
THICKNESS: 3/64" / 1.2 MM
MATERIAL: DOCOL STEEL **FINISH:** PRIMER
WEIGHT: 11.91 LBS / 5.4 Kg





ROOF PANELS

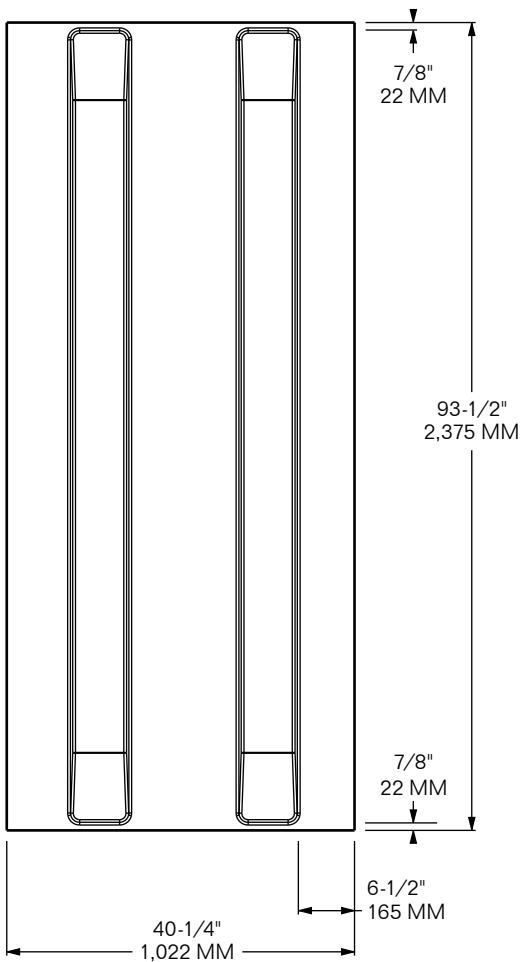
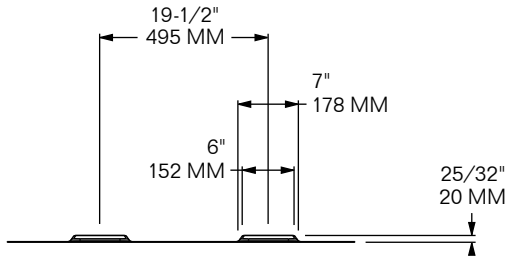
2- & 3-RIB

ISO CONTAINERS

1202

MODEL 1202-2521

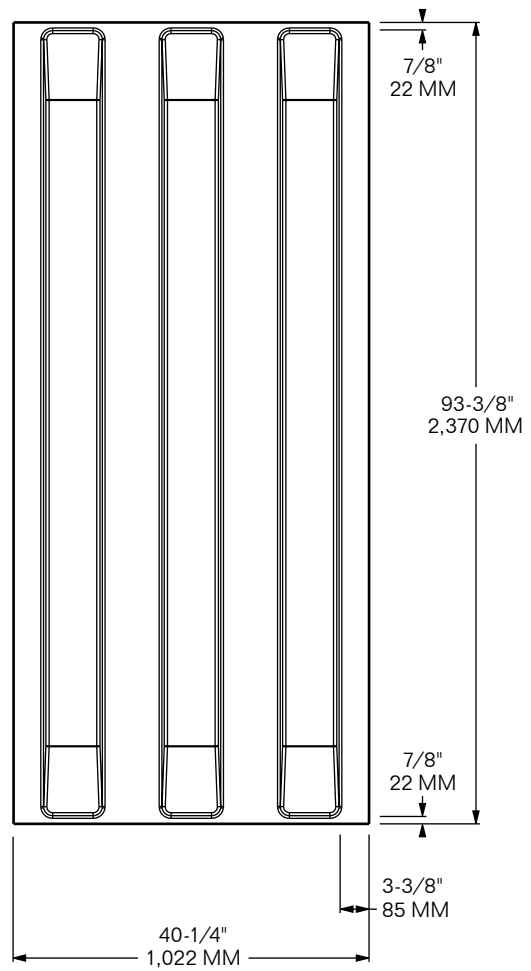
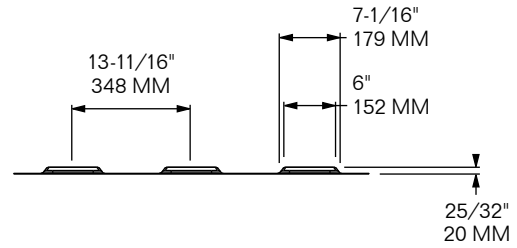
2-Rib, Square Ends for 96" ISO



SUB FOR: REFRIGERATED CONTAINER RCC.002.02
FITS: 96" ISO **THICKNESS:** 5/64" / 2 MM
MATERIAL: CORTEN STEEL **FINISH:** PRIMER
WEIGHT: 86 LBS / 39.01 Kg

MODEL 1202-2118

3-Rib, Square Ends for 96" ISO



SUB FOR: CIMC D01-03
FITS: 96" ISO **THICKNESS:** 5/64" / 2 MM
MATERIAL: CORTEN STEEL **FINISH:** PRIMER
WEIGHT: 76 LBS / 34.47 Kg



ROOF PANELS

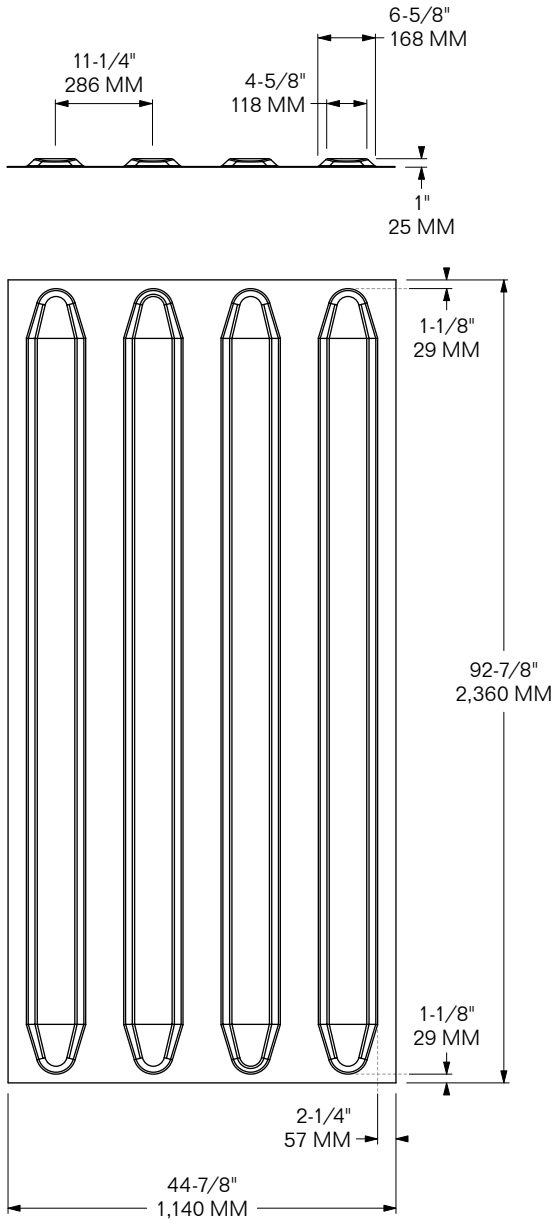
4-RIB

ISO CONTAINERS

1202

MODEL 1202-2232

4-Rib, V-Ends for 96" ISO



SUB FOR: BUI CRP-4V, CIMC D01-04
FITS: 96" ISO **THICKNESS:** 5/64" / 2 MM
MATERIAL: CORTEN STEEL **FINISH:** PRIMER
WEIGHT: 92 LBS / 41.73 Kg



ROOF PANELS

5-RIB

ISO CONTAINERS

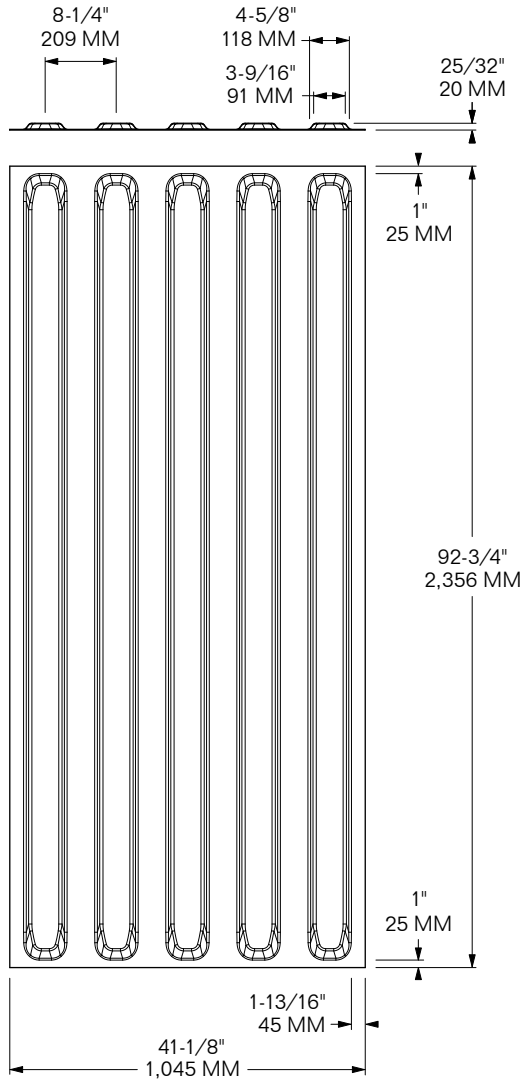
1202

MODEL 1202-2117

for Standard 96" ISO (2 MM thick)

MODEL 1202-2463

for Standard 96" ISO (1.6 MM thick)

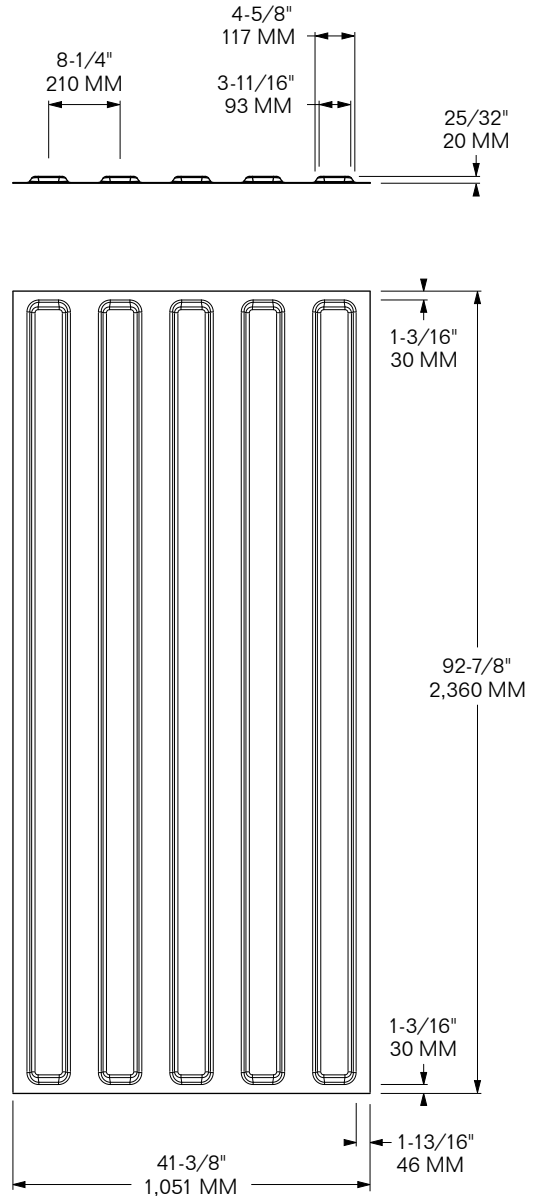


1202-2117 SUB FOR: CIMC D01-01
FITS: STANDARD 96" ISO **THICKNESS:** 5/64" / 2 MM
MATERIAL: CORTEN STEEL **FINISH:** PRIMER
WEIGHT: 91 LBS / 41.28 Kg

1202-2463 SUB FOR: CIMC D01-01-2
FITS: STANDARD 96" ISO **THICKNESS:** 1/16" / 1.6 MM
MATERIAL: CORTEN STEEL **FINISH:** PRIMER
WEIGHT: 75 LBS / 34.02 Kg

MODEL 1202-2149

for Standard 96" ISO, Square Ends



SUB FOR: SINGAMAS QPCL-50001
FITS: STANDARD 96" ISO **THICKNESS:** 5/64" / 2 MM
MATERIAL: CORTEN STEEL **FINISH:** PRIMER
WEIGHT: 91 LBS / 41.28 Kg



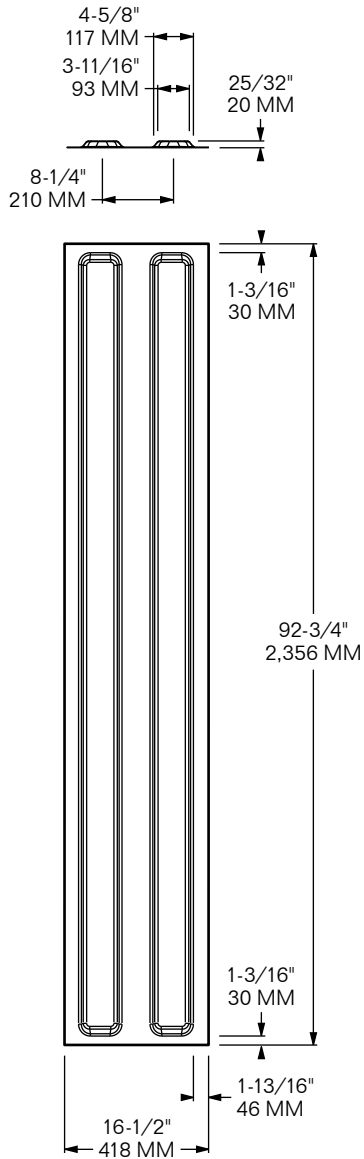
ROOF END PANELS

2-RIB
ISO CONTAINERS

1202

MODEL 1202-6104

for 45' x 96" ISO



FITS: 45' x 96" ISO
WORKS WITH: BUFFERS 1202-2149
THICKNESS: 5/64" / 2 MM
MATERIAL: CORTEN STEEL **FINISH:** PRIMER
WEIGHT: 35 LBS / 15.88 Kg



ROOF PANEL PATCHES

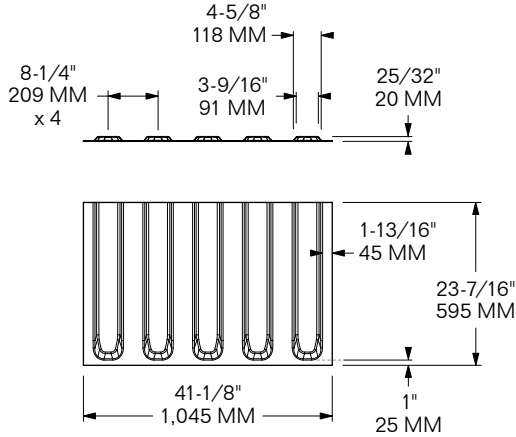
5-RIB

ISO CONTAINERS

1203

MODEL 1203-2186

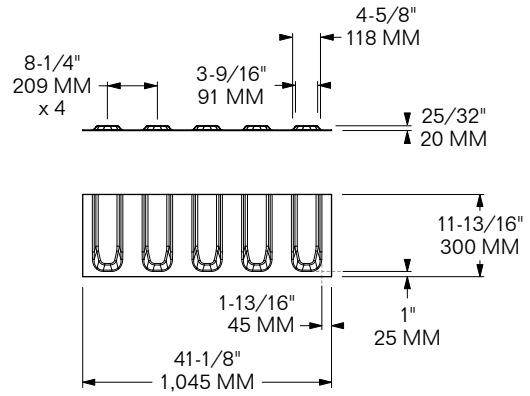
24" x 41" x 2 MM



WORKS WITH: 1202-2117 ROOF PANEL
HEIGHT: 25/32" / 20 MM **THICKNESS:** 5/64" / 2 MM
MATERIAL: CORTEN STEEL **FINISH:** PRIMER
WEIGHT: 22.38 LBS / 10.15 Kg

MODEL 1203-2187

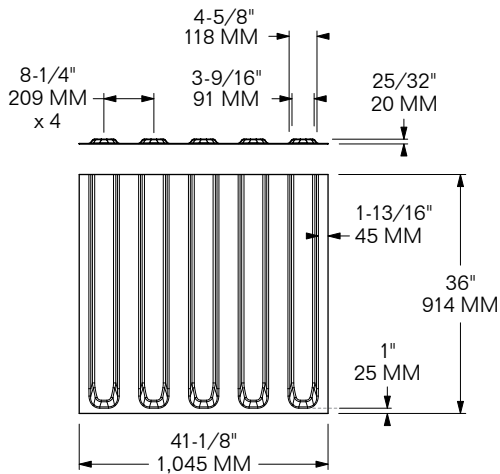
12" x 41" x 2 MM



SUB FOR: CIMC D01-05
WORKS WITH: 1202-2117 ROOF PANEL
HEIGHT: 25/32" / 20 MM **THICKNESS:** 5/64" / 2 MM
MATERIAL: CORTEN STEEL **FINISH:** PRIMER
WEIGHT: 11.69 LBS / 5.3 Kg

MODEL 1203-2649

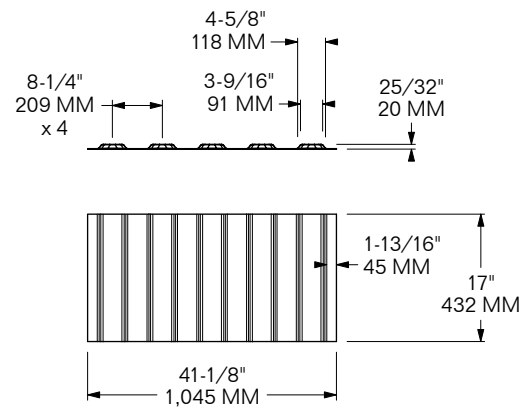
36" x 41" x 1.9 MM



WORKS WITH: 1202-2117 ROOF PANEL
HEIGHT: 25/32" / 20 MM **THICKNESS:** 5/64" / 1.9 MM
MATERIAL: CORTEN STEEL **FINISH:** PRIMER
WEIGHT: 33 LBS / 14.97 Kg

MODEL 1203-2678

Center, 17" x 41" x 2 MM



WORKS WITH: 1202-2117 ROOF PANEL
HEIGHT: 25/32" / 20 MM **THICKNESS:** 5/64" / 2 MM
MATERIAL: CORTEN STEEL **FINISH:** PRIMER
WEIGHT: 15.75 LBS / 7.14 Kg



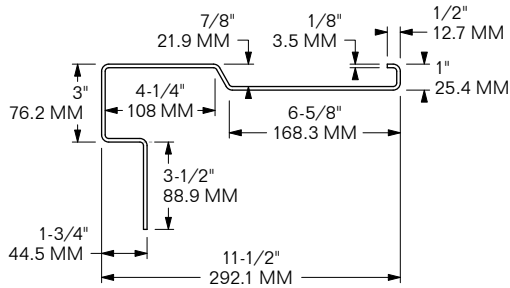
HEADERS

DOMCON CONTAINERS

1204

SPECIAL ORDER ONLY **MODEL 1204-2151-50**

FRONT HEADER PLATE

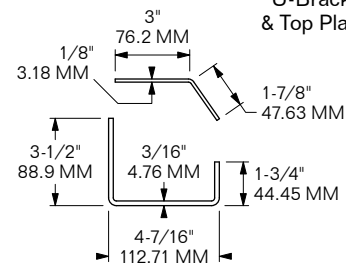


FITS: HYUNDAI 53' x 102" **LENGTH:** 102" / 2,591 MM
MATERIAL: CORTEN STEEL **FINISH:** PRIMER
WEIGHT: 80.4 LBS / 36.5 Kg

MODEL 1204-6233-KIT

2-PC. REAR DOOR HEADER

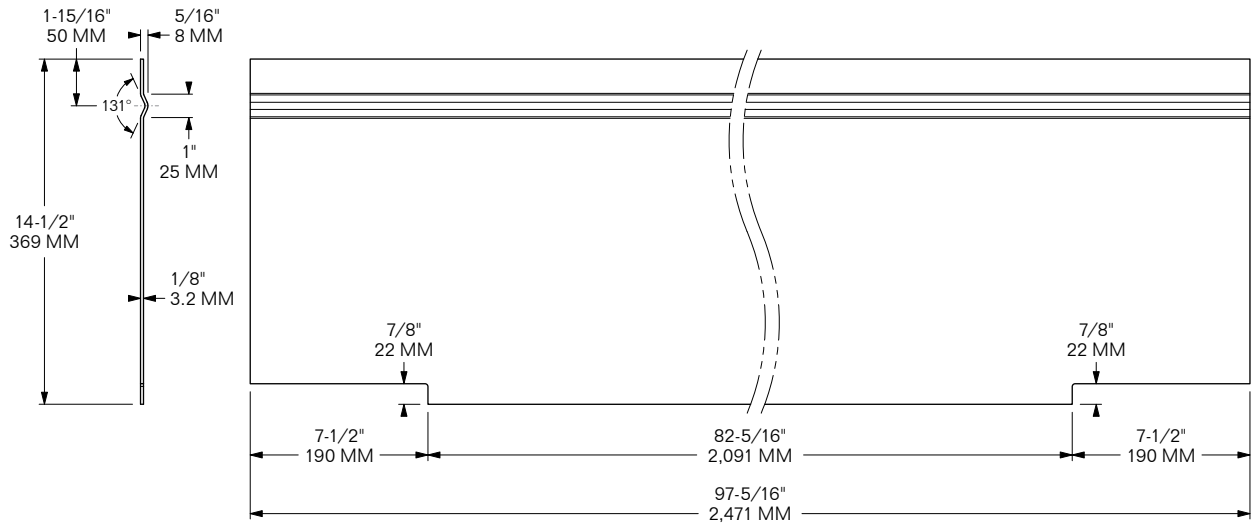
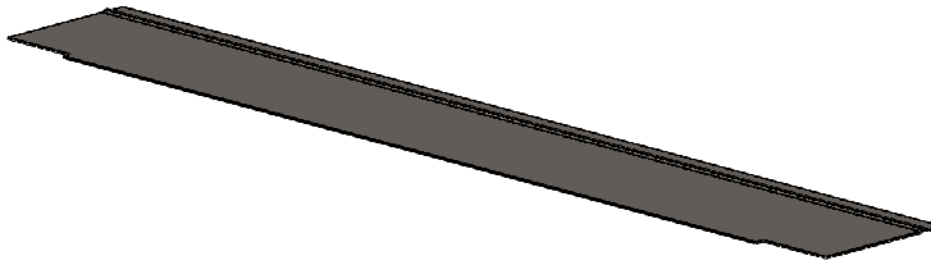
U-Bracket (6233-1)
& Top Plate (6233-2)



SUB FOR: RTDH-002 **FITS:** JINDO 53'
LENGTH: 100" / 2,540 MM
MATERIAL: CORTEN STEEL **FINISH:** PRIMER
WEIGHT: 65.6 LBS / 29.76 Kg

MODEL 1204-8972

FRONT HEADER PLATE



SUB FOR: HUB 53-302010 **FITS:** SINGAMAS 53'
MATERIAL: CORTEN STEEL **FINISH:** WELDABLE PRIMER
WEIGHT: 50.9 LBS / 23.09 Kg



HEADERS & HEADER PLATES

ISO CONTAINERS

1204

MODEL 1204-2532
ROOF HEADER PLATE

SUB FOR: CIMC D13-01 **FITS:** 20' x 96" ISO
LENGTH: 94.5" / 2,400 MM **THICKNESS:** 1/8" / 3 MM
MATERIAL: HOT-ROLLED STEEL **FINISH:** PRIMER
WEIGHT: 46.5 LBS / 21.1 Kg

MODEL 1204-2533
ROOF HEADER PLATE

SUB FOR: HS-016-02 **FITS:** 40' x 96" HC ISO
LENGTH: 94.5" / 2,400 MM **THICKNESS:** 1/8" / 3 MM
MATERIAL: CORTEN **FINISH:** PRIMER
WEIGHT: 42 LBS / 19.1 Kg

MODEL 1204-2534
DOOR HEADER

SUB FOR: CIMC D13-03
FITS: 96" ISO **LENGTH:** 94.5" / 2,400 MM
MATERIAL: CORTEN **FINISH:** PRIMER
WEIGHT: 56 LBS / 25.4 Kg

MODEL 1204-2621
DOOR HEADER

FITS: 96" ISO **LENGTH:** 96" / 2,438 MM
MATERIAL: CORTEN **FINISH:** PRIMER
WEIGHT: 59.3 LBS / 26.9 Kg

MODEL 1204-2622
DOOR HEADER

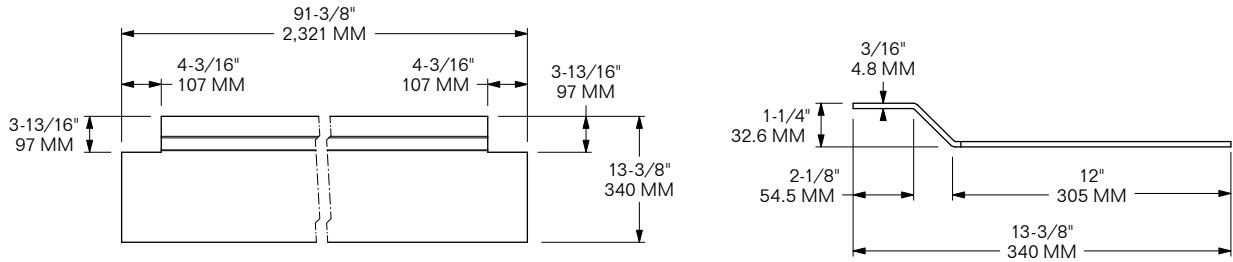
FITS: 96" ISO **LENGTH:** 96" / 2,438 MM
MATERIAL: CORTEN **FINISH:** PRIMER
WEIGHT: 60.8 LBS / 27.6 Kg



1204

MODEL 1204-6123

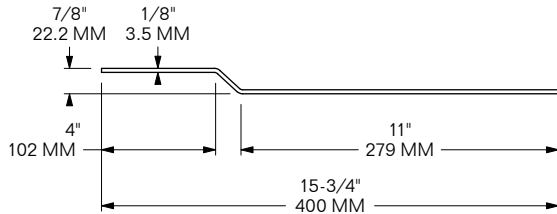
ROOF HEADER PLATE w/ NOTCHED ENDS



FITS: 96" ISO **LENGTH:** 91-3/8" / 2,321 MM
MATERIAL: CORTEN **FINISH:** PRIMER
WEIGHT: 60.4 LBS / 27.4 Kg

MODEL 1204-6128

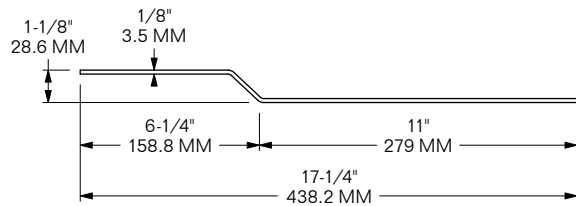
ROOF HEADER PLATE



SUB FOR: CIMC D12-01
FITS: 96" ISO **LENGTH:** 96" / 2,438 MM
MATERIAL: CORTEN **FINISH:** PRIMER
WEIGHT: 51.2 LBS / 23.2 Kg

MODEL 1204-6141

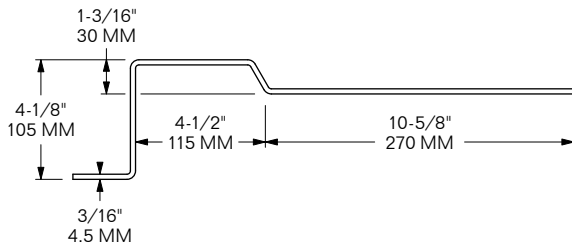
ROOF HEADER PLATE



FITS: 96" ISO **LENGTH:** 96" / 2,438 MM
MATERIAL: CORTEN **FINISH:** PRIMER
WEIGHT: 56.4 LBS / 25.6 Kg

MODEL 1204-6259

FRONT ROOF HEADER PLATE



FITS: 96" ISO **LENGTH:** 94.5" / 2,400 MM
MATERIAL: CORTEN **FINISH:** PRIMER
WEIGHT: 100.8 LBS / 45.7 Kg



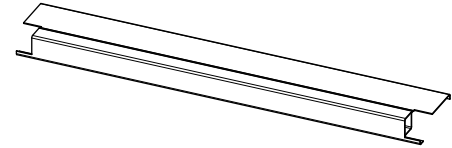
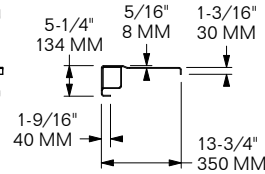

HEADERS

REEFER CONTAINERS

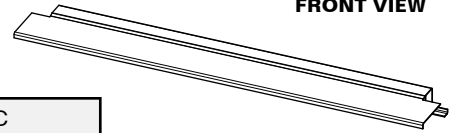
SPECIAL ORDER ONLY **MODEL 1204-6461**

REAR HEADER ASSEMBLY

Maersk style





FRONT VIEW



REAR VIEW

SUB FOR: MCIQ 7141506 & 7504100C
FITS: 40' x 96" HC REEFER MODEL MQRS-40HS-251B
LENGTH: 91-1/4" / 2,318 MM **MATERIAL:** CORTEN
FINISH: PRIMER **WEIGHT:** 176.4 LBS / 80 Kg

1204





FRONT CORNER POSTS

DOMCON CONTAINERS

1205

MODEL 1205-2108
FRONT CORNER POST

SUB FOR: JINDO AD0202-3446
FITS: JINDO 53' x 102" WIDE, CSX, HUB, PACER
LENGTH: 110-1/2" / 2,806 MM
MATERIAL: CORTEN STEEL
FINISH: PRIMER
WEIGHT: 90 LBS / 40.82 Kg

MODEL 1205-2130
FRONT CORNER POST

SUB FOR: JINDO AD0202-3110
FITS: JINDO 48' & 53' w/ 107" DOOR HEIGHT, PACER
LENGTH: 114" / 2,896 MM
MATERIAL: CORTEN STEEL
FINISH: PRIMER
WEIGHT: 91.4 LBS / 41.46 Kg

MODEL 1205-2131
FRONT CORNER POST

SUB FOR: JINDO AD0202-3445
FITS: JINDO 53' w/ 110" DOOR HEIGHT, PACER
LENGTH: 114" / 2,896 MM
MATERIAL: CORTEN STEEL
FINISH: PRIMER
WEIGHT: 87 LBS / 39.5 Kg

MODEL 1205-2150
FRONT CORNER POST

SUB FOR: HYUNDAI 10004293
FITS: HYUNDAI 53' x 102" WIDE MODEL HDM53WHA6320
LENGTH: 114" / 2,895 MM
MATERIAL: CORTEN STEEL
FINISH: PRIMER
WEIGHT: 80.8 LBS / 36.7 Kg

MODEL 1205-8102
FRONT CORNER POST

SUB FOR: JINDO AD0202-3110
FITS: JINDO 48' & 53' w/ 107" DOOR HEIGHT, PACER
LENGTH: 114" / 2,896 MM
MATERIAL: CORTEN STEEL
FINISH: PRIMER
WEIGHT: 91.4 LBS / 41.46 Kg

MODEL 1205-8971-CS
MODEL 1205-8971-RS
FRONT CORNER POST
 Notched

SUB FOR: SINGAMAS 53-302003-XX
FITS: SINGAMAS 53', HUB
LENGTH: 110-15/32" / 2,806 MM
MATERIAL: CORTEN STEEL
FINISH: PRIMER
WEIGHT: 79.81 LBS / 36.2 Kg



FRONT CORNER POSTS

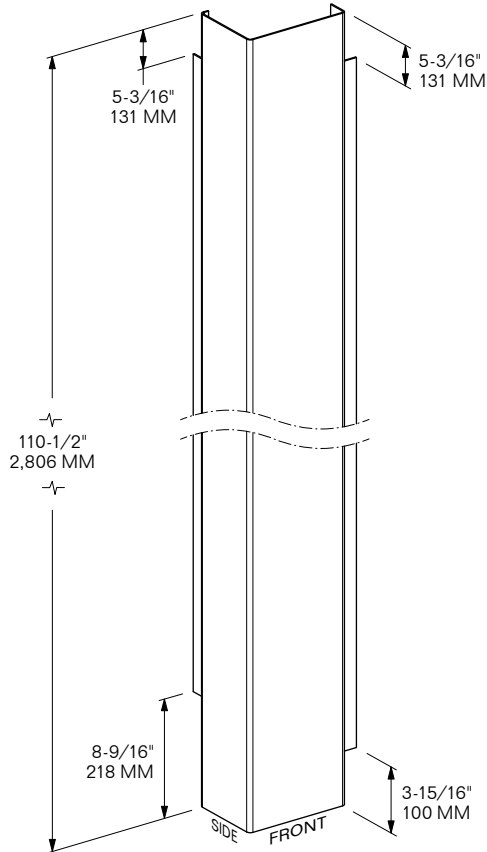
NOTCHED

DOMCON CONTAINERS

1205

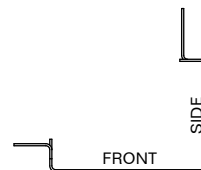
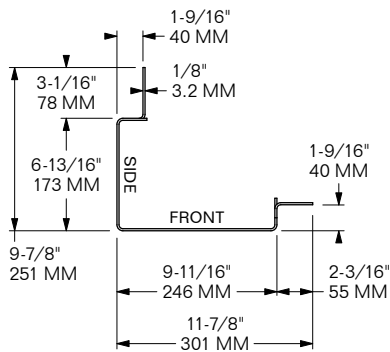
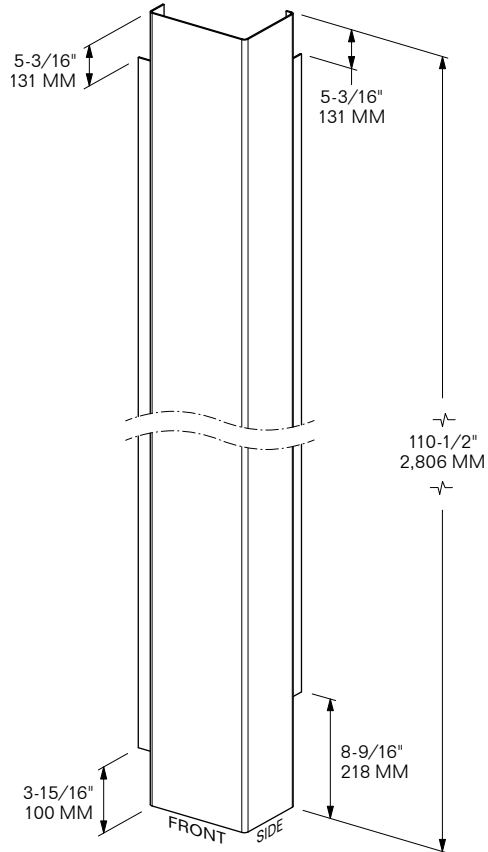
MODEL 1205-6905-L

FRONT CORNER POST
Curbside



MODEL 1205-6905-R

FRONT CORNER POST
Roadside



R is mirror of L

SUB FOR: JINDO AD0202-3446 **FITS:** 53' w/ 110" DOOR, SPEC. #2
LENGTH: 110-1/2" / 2,806 MM **MATERIAL:** CORTEN STEEL
FINISH: PRIMER **WEIGHT:** 93 LBS / 42.2 Kg



FRONT CORNER POSTS

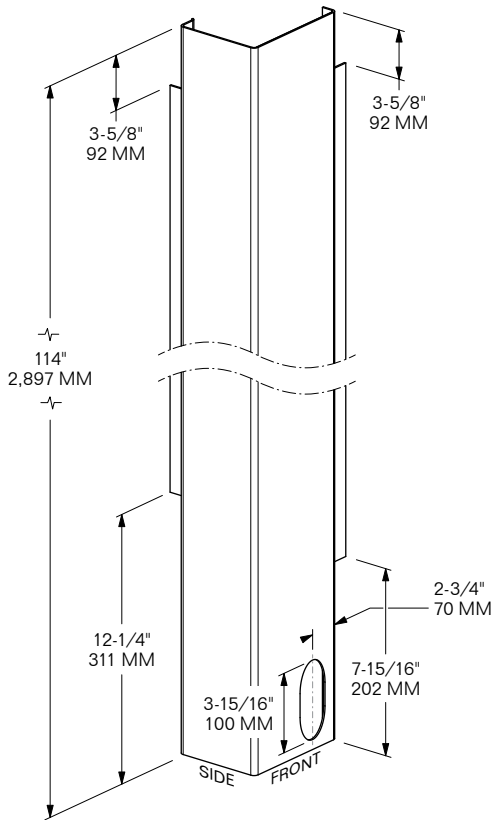
NOTCHED

DOMCON CONTAINERS

1205

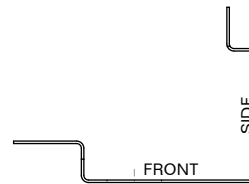
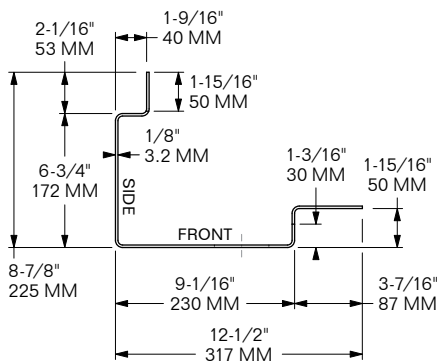
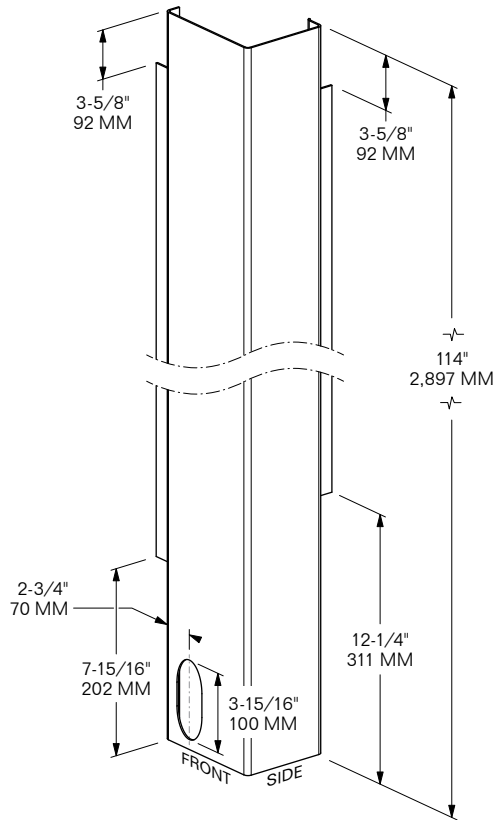
MODEL 1205-6906-L

FRONT CORNER POST
Curbside



MODEL 1205-6906-R

FRONT CORNER POST
Roadside



R is mirror of L

SUB FOR: JINDO AD0202-3110 **FITS:** 48' & 53' w/ 107" DOOR OPENING
LENGTH: 114" / 2,896 MM **MATERIAL:** CORTEN STEEL
FINISH: PRIMER **WEIGHT:** 84 LBS / 38.1 Kg



FRONT CORNER POSTS

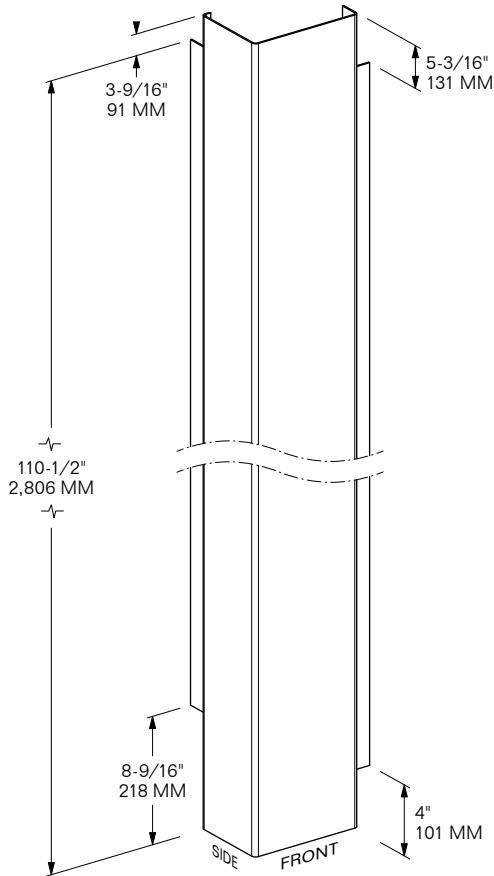
NOTCHED

DOMCON CONTAINERS

1205

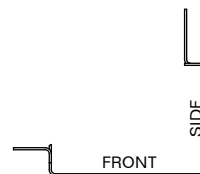
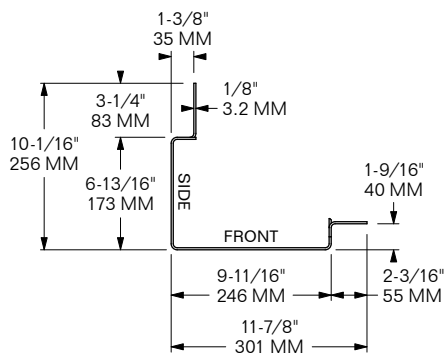
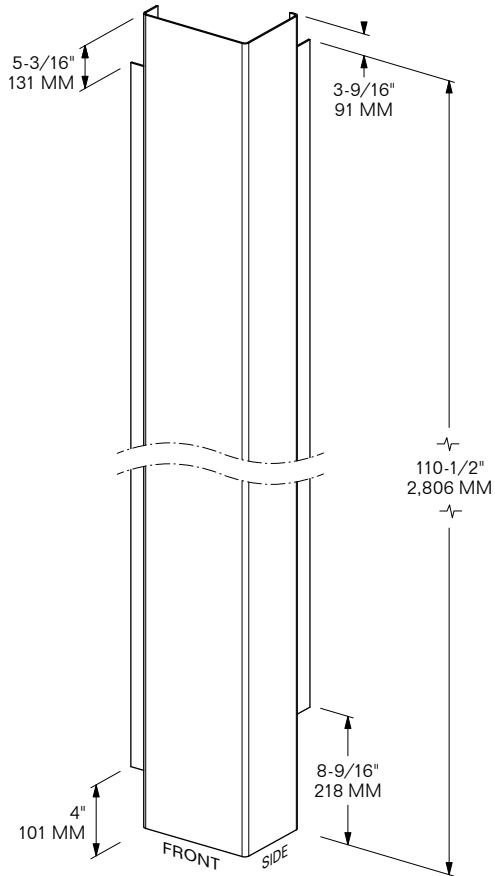
MODEL 1205-6907-L

FRONT CORNER POST
Curbside



MODEL 1205-6907-R

FRONT CORNER POST
Roadside



R is mirror of L

SUB FOR: JINDO AD0202-3445 **FITS:** 53' w/ 110" DOOR OPENING, SPEC. #1
LENGTH: 110-1/2" / 2,806 MM **MATERIAL:** CORTEN STEEL
FINISH: PRIMER **WEIGHT:** 83 LBS / 37.6 Kg



FRONT CORNER POSTS

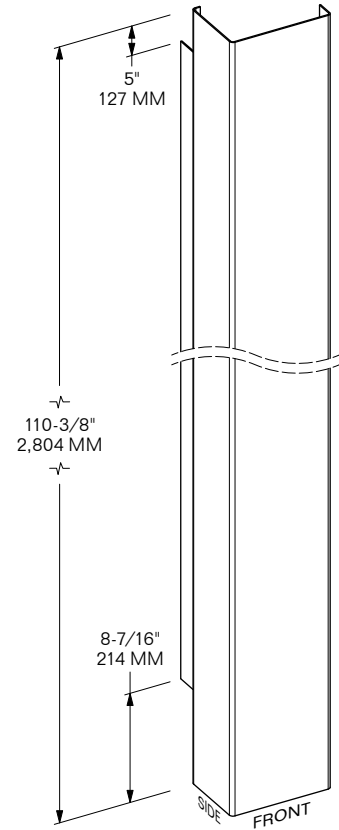
NOTCHED

DOMCON CONTAINERS

1205

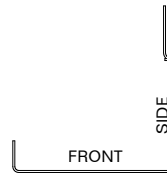
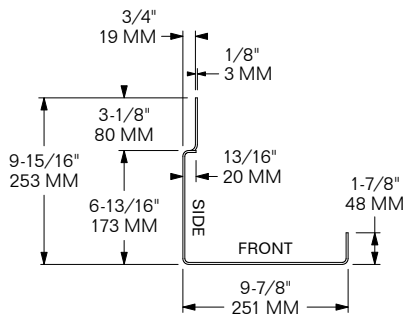
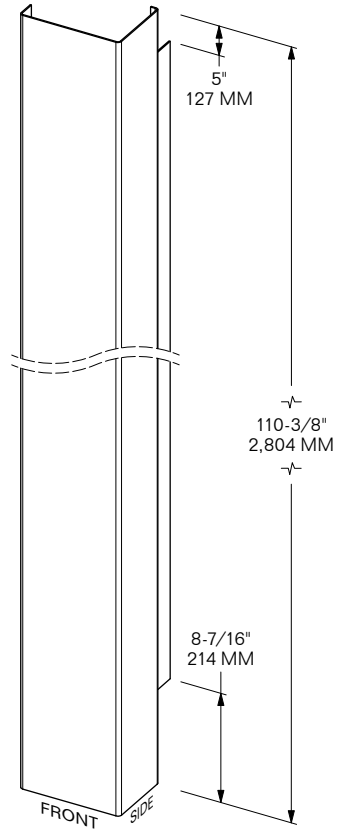
MODEL 1205-7844-L

FRONT CORNER POST
Curbside



MODEL 1205-7844-R

FRONT CORNER POST
Roadside



R is mirror of L

SUB FOR: JINDO AD0202-9280, J.B. HUNT 31833 **FITS:** J.B. HUNT 53'
LENGTH: 110-3/8" / 2,804 MM **MATERIAL:** DOMEX H.S. STEEL
FINISH: GREY PRIMER **WEIGHT:** 77.3 LBS / 35.1 Kg



FRONT CORNER POSTS

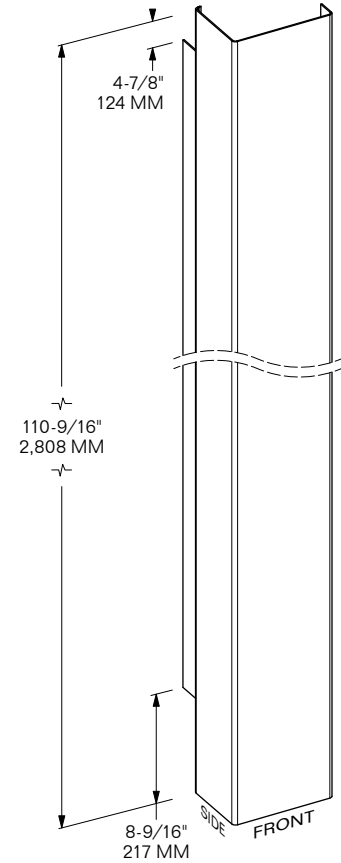
NOTCHED

DOMCON CONTAINERS

1205

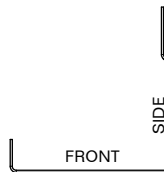
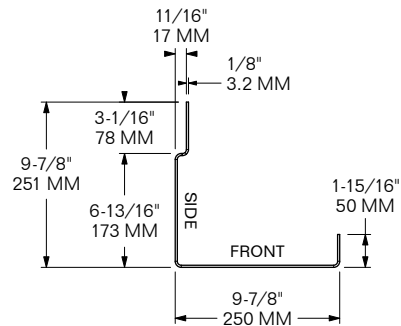
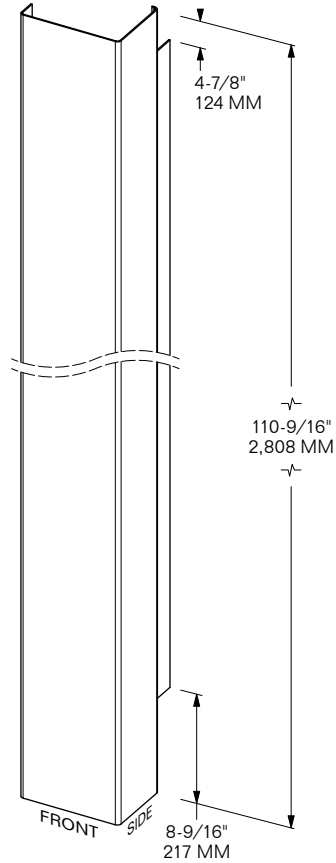
MODEL 1205-8012-L

FRONT CORNER POST
Curbside



MODEL 1205-8012-R

FRONT CORNER POST
Roadside



R is mirror of L

SUB FOR: SINGAMAS QPJH-300053, J.B. HUNT 31931 **FITS:** J.B. HUNT / SINGAMAS 53'
LENGTH: 110-9/16" / 2,808 MM **MATERIAL:** CORTEN STEEL
FINISH: WELDABLE PRIMER **WEIGHT:** 82.3 LBS / 37.3 Kg



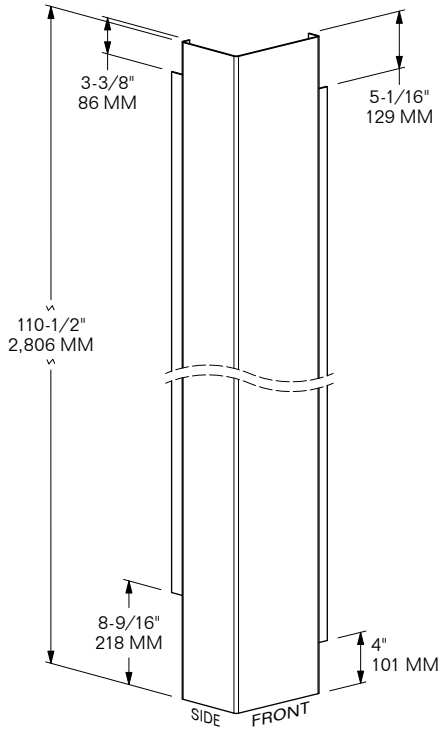
FRONT CORNER POSTS

NOTCHED

DOMCON CONTAINERS

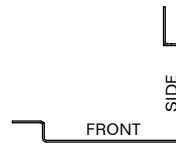
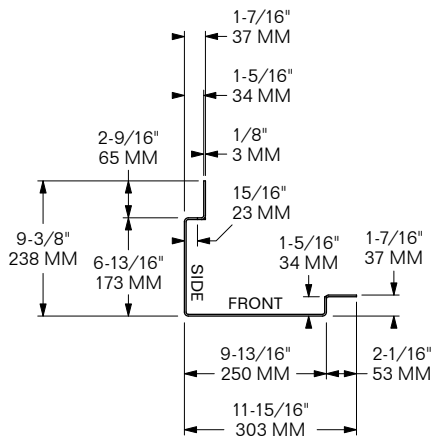
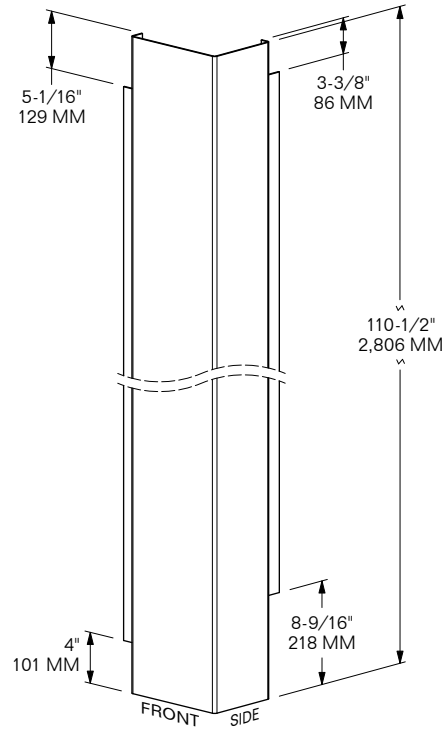
MODEL 1205-8412-L

FRONT CORNER POST
Curbside



MODEL 1205-8412-R

FRONT CORNER POST
Roadside



R is mirror of L

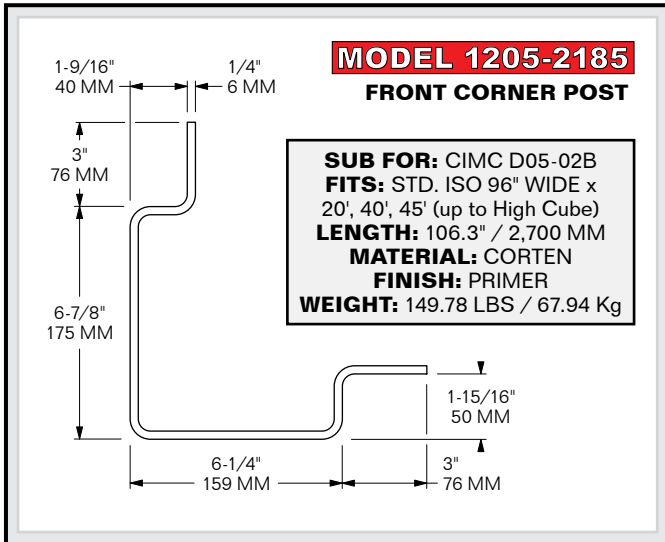
SUB FOR: SINGAMAS, SWIFT 53-302003L & 53-302003R **FITS:** SINGAMAS & SWIFT 53'
LENGTH: 110-1/2" / 2,806 MM **MATERIAL:** CORTEN STEEL **FINISH:** PRIMER **WEIGHT:** 80 LBS / 36.3 Kg

1205







FRONT CORNER POST

ISO CONTAINERS



1205





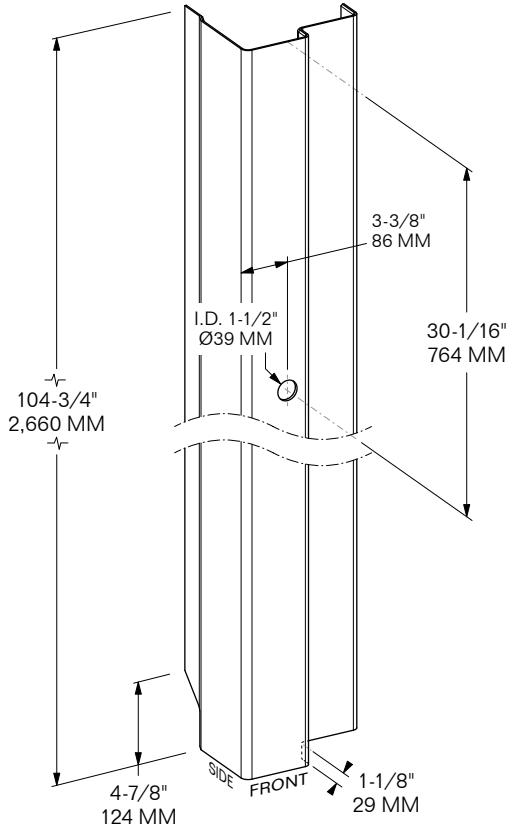
FRONT CORNER POSTS

NOTCHED

REEFER CONTAINERS

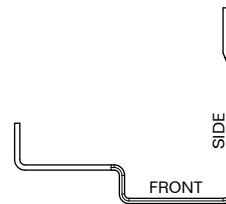
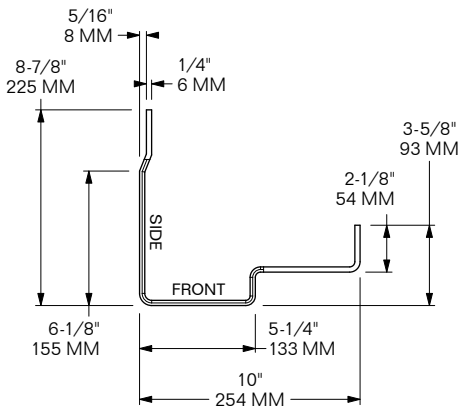
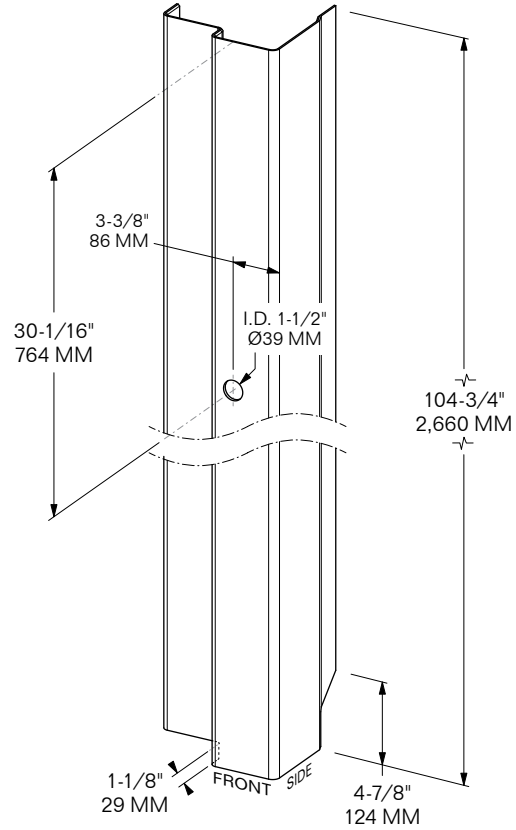
MODEL 1205-6828-L

FRONT CORNER POST
Curbside



MODEL 1205-6828-R

FRONT CORNER POST
Roadside



R is mirror of L

SUB FOR: CIMC 04-002-T1-L & 04-002-T1-R **FITS:** CIMC REEFER 9'6"
LENGTH: 104-3/4" / 2,660 MM **MATERIAL:** CORTEN STEEL
FINISH: PRIMER **WEIGHT:** 151 LBS / 68.5 Kg

1205





FRONT CORNER POSTS

NOTCHED

REEFER CONTAINERS

1205

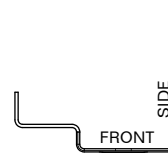
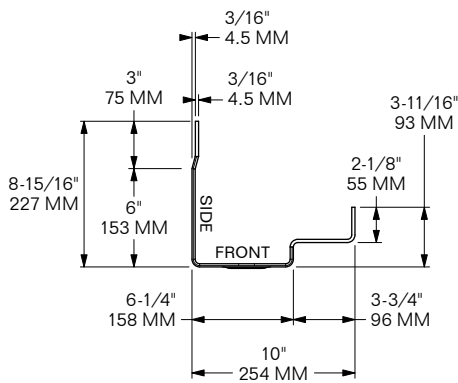
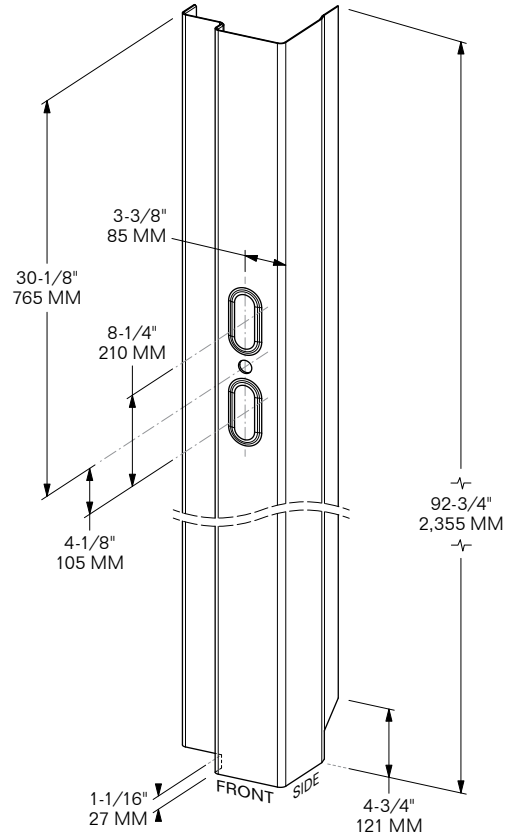
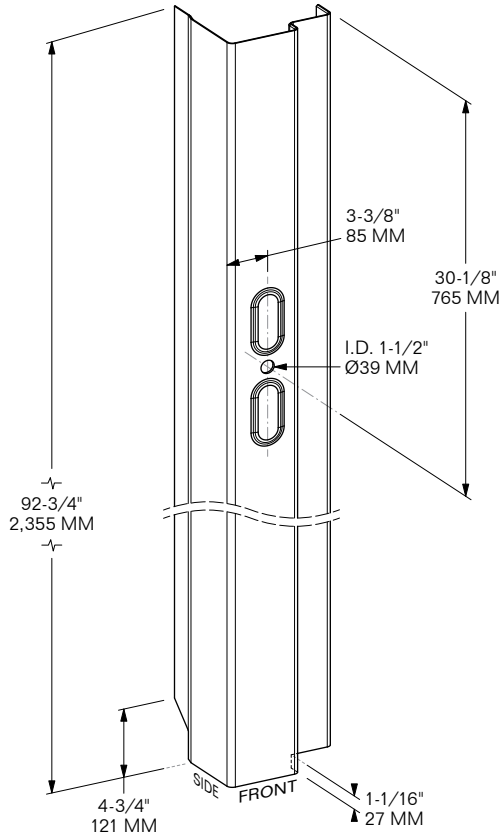
MODEL 1205-7295-L

SPECIAL ORDER ONLY

MODEL 1205-7295-R

FRONT CORNER POST
Curbside

FRONT CORNER POST
Roadside



R is mirror of L

SUB FOR: CIMC FF01-A319-C0 **FITS:** CIMC HC REEFER **LENGTH:** 92-3/4" / 2,355 MM
MATERIAL: CORTEN STEEL **FINISH:** PRIMER **WEIGHT:** 110 LBS / 49.9 Kg



FRONT CORNER POSTS

NOTCHED

REEFER CONTAINERS

1205

MODEL 1205-8139

FRONT CORNER POST
Non-handed

SPECIAL ORDER ONLY

MODEL 1205-8441

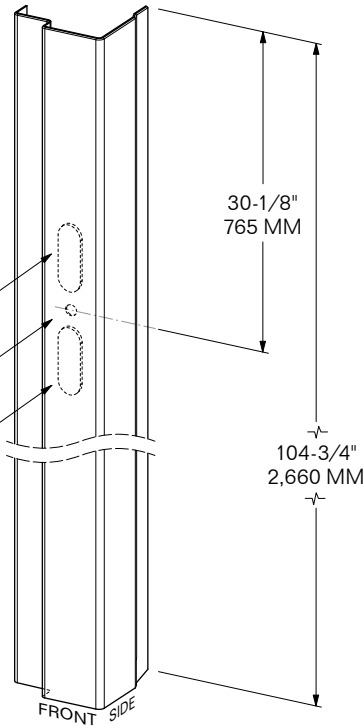
SPACER PAD
Weld-on

**CUSTOMER TO NOTCH OUT
AND MAKE L & R
FROM NON-HANDED**

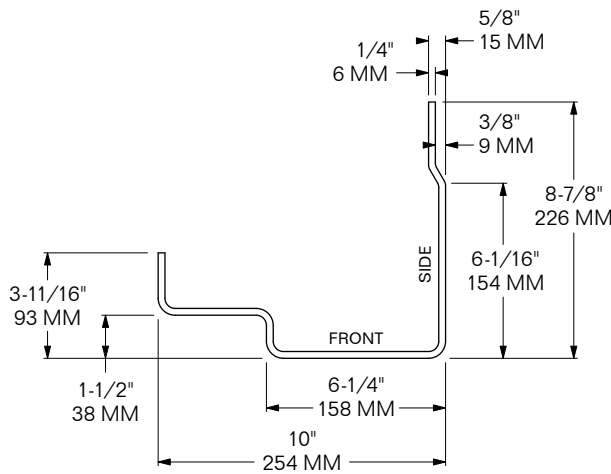
1205-8441 SPACER PAD
To be welded by Customer
(Sold Separately)

1-3/16" / 30 MM HOLE
To be drilled by Customer

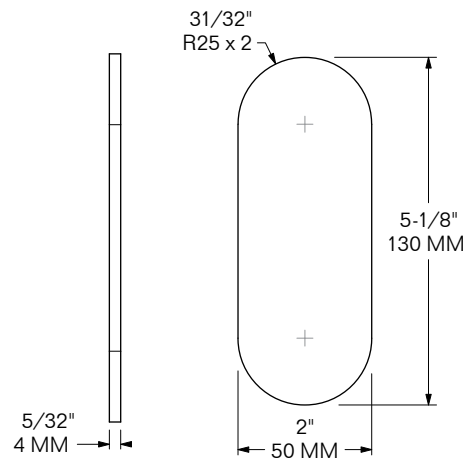
1205-8441 SPACER PAD
To be welded by Customer
(Sold Separately)



FITS: CIMC HC REEFER **LENGTH:** 104-3/4" / 2,660 MM
MATERIAL: CORTEN STEEL **FINISH:** PRIMER **WEIGHT:** 146 LBS / 66.2 Kg



MODEL 1205-8139 FRONT CORNER POST



MODEL 1205-8441 SPACER PAD



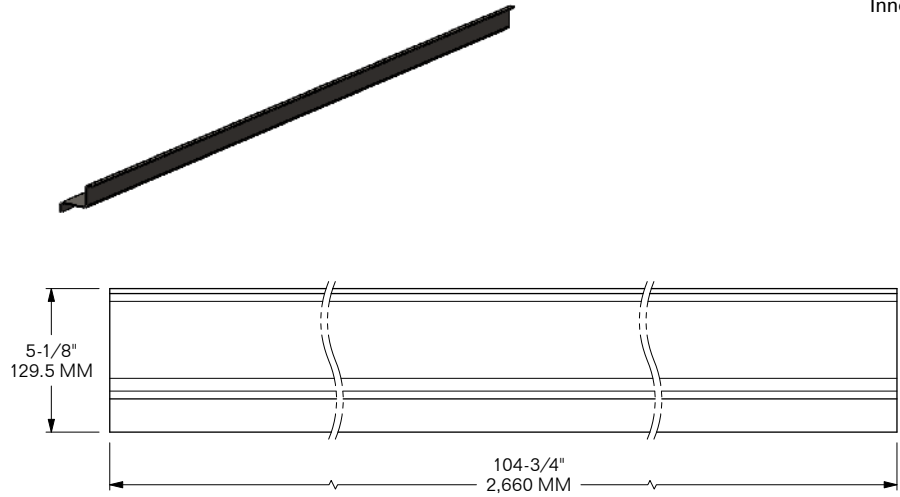
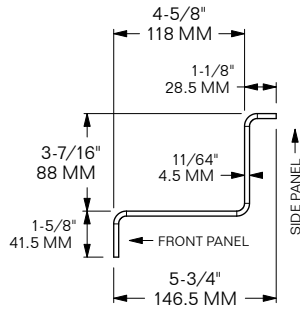
FRONT CORNER POSTS

INNER REEFER CONTAINERS

SPECIAL ORDER ONLY

MODEL 1205-7045

FRONT CORNER POST
Inner

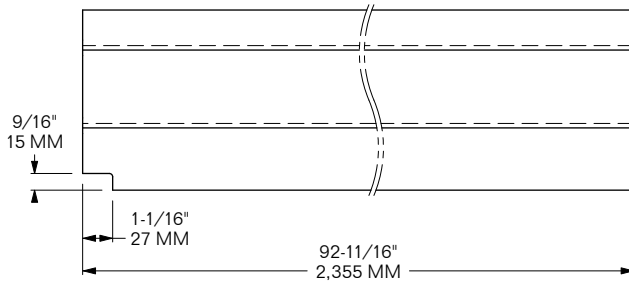
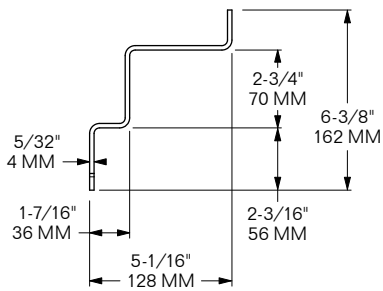


FITS: 40' HIGH-CUBE REEFER **SUB FOR:** REEFERCO C52280002
MATERIAL: CORTEN STEEL **FINISH:** WELDABLE PRIMER
WEIGHT: 118.61 LBS / 53.8 Kg

1205

MODEL 1205-7292-L

FRONT CORNER POST
Inner



FITS: CIMC 40' x 8'6" REEFER **SUB FOR:** CIMC FF02-G212-C0 **LENGTH:** 92-11/16" / 2,355 MM
MATERIAL: CORTEN STEEL **FINISH:** WELDABLE PRIMER **WEIGHT:** 44.85 LBS / 20.34 Kg



REAR CORNER POSTS

NOTCHED

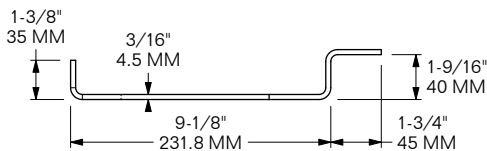
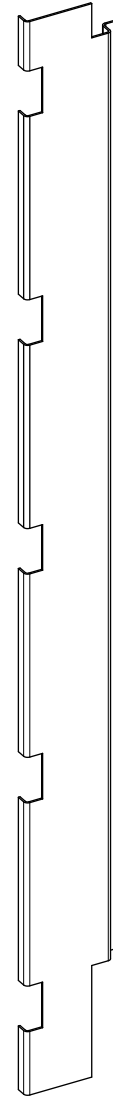
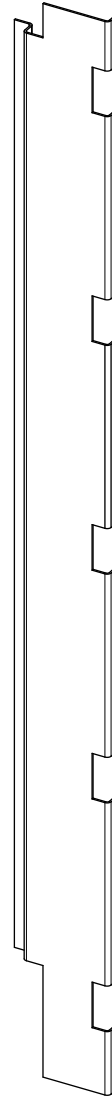
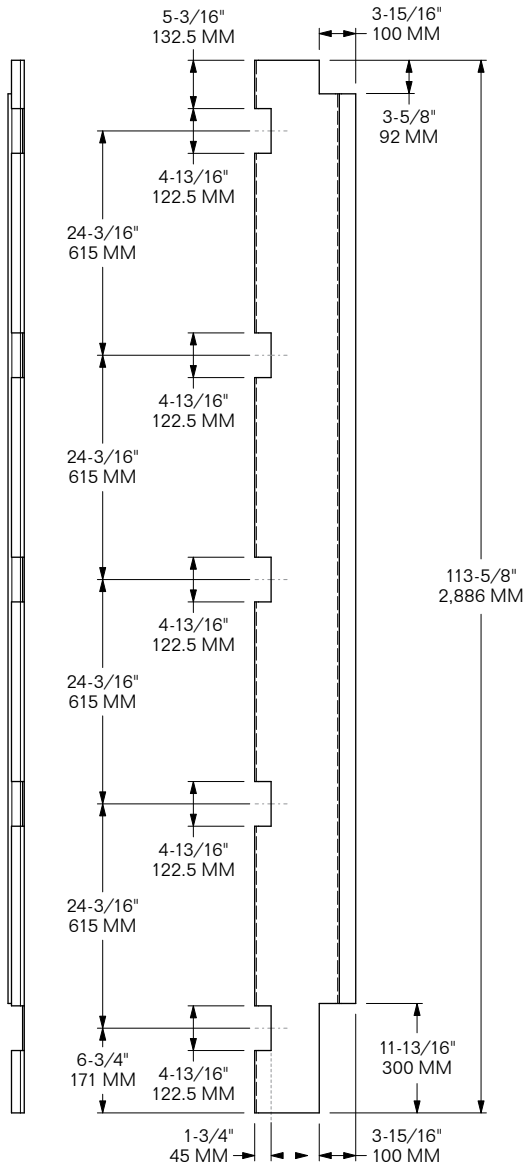
DOMCON CONTAINERS

MODEL 1205-6889-L

REAR CORNER POST
Roadside

MODEL 1205-6889-R

REAR CORNER POST
Curbside



Model 1205-6889-R shown dimensioned.

SUB FOR: JINDO AE0201-2407
FITS: JINDO 48' & 53' w/ 107" DOOR
 OPENING, SPEC. #2, PACER, CSX
LENGTH: 113-5/8" / 2,886 MM
MATERIAL: CORTEN **FINISH:** PRIMER
WEIGHT: 63 LBS / 28.58 Kg

1205



REAR CORNER POSTS

NOTCHED

DOMCON CONTAINERS

1205

MODEL 1205-6890-L

for Jindo 53' x 110" CSX, Pacer

MODEL 1205-6890-L-MOD

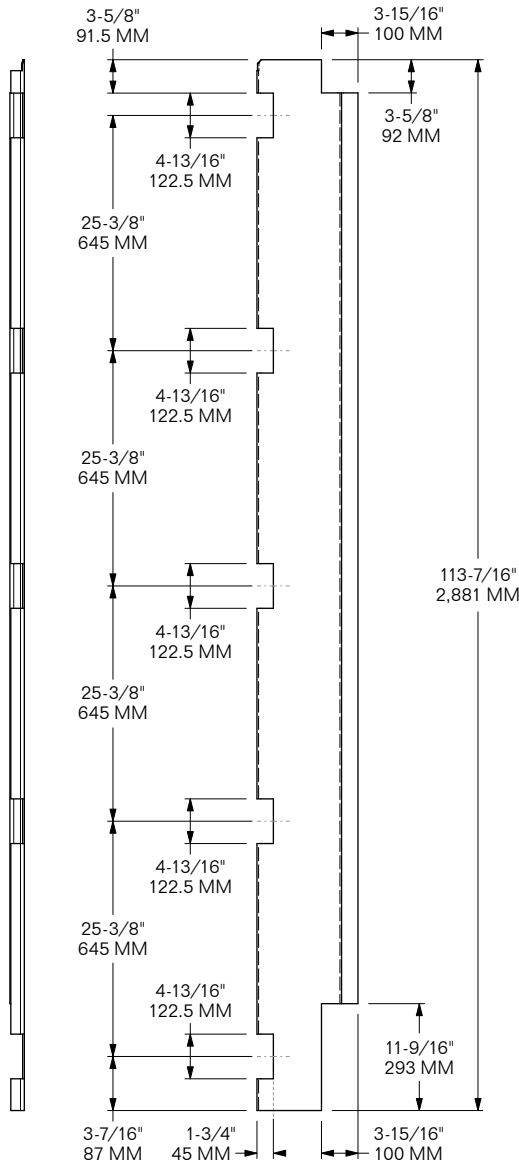
for 53' x 114-1/2" Singamas/NS

MODEL 1205-6890-R

for Jindo 53' x 110" CSX, Pacer

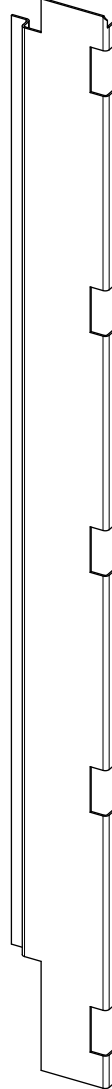
MODEL 1205-6890-R-MOD

for 53' x 114-1/2" Singamas/NS

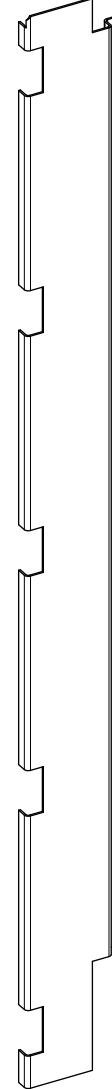


Model 1205-6890-R shown dimensioned.

REAR CORNER POST
Roadside



REAR CORNER POST
Curbside



1205-6890-L
& 1205-6890-R:

SUB FOR: JINDO AE0201-2610 (R), AE0201-2611 (L)
FITS: JINDO 53' w/ 110" DOOR OPENING (spec. #1), CSX, PACER
LENGTH: 113-7/16" / 2,881 MM **MATERIAL:** CORTEN STEEL
FINISH: PRIMER **WEIGHT:** 62 LBS / 28.12 Kg

1205-6890-L-MOD & 1205-6890-R-MOD:

SUB FOR: SINGAMAS NS53-403004-L/R
FITS: SINGAMAS 53' x 114-1/2" MODEL QP-53DNS-02
WEIGHT: 74.36 LBS / 33.73 Kg



REAR CORNER POSTS

INNER & OUTER

ISO CONTAINERS

1205

MODEL 1205-2120
REAR CORNER POST
 Outer

SUB FOR: CIMC D06-01B
FITS: 20', 40' & 45' ISO HIGH CUBE
LENGTH: 106-5/16" / 2,700 MM
MATERIAL: CORTEN STEEL
FINISH: PRIMER
WEIGHT: 89 LBS / 40.37 Kg

MODEL 1205-2121
REAR CORNER POST
 Inner

SUB FOR: CIMC D06-03C
FITS: 20', 40' & 45' ISO
LENGTH: 104-5/8" / 2,657 MM
MATERIAL: CORTEN STEEL
FINISH: PRIMER
WEIGHT: 81 LBS / 36.74 Kg

MODEL 1205-2911
REAR CORNER POST ASSEMBLY
 Welded Inner & Outer

FITS: 20' & 40' x 8' 6" STD. ISO
LENGTH: 94-1/2" / 2,400 MM
MATERIAL: CORTEN STEEL
FINISH: PRIMER
WEIGHT: 141 LBS / 63.96 Kg

MODEL 1205-2912
REAR CORNER POST ASSEMBLY
 Tack-welded Inner & Outer

FITS: 20', 40' & 45' x 9' 6" ISO HIGH CUBE
LENGTH: 106-1/4" / 2,700 MM
MATERIAL: CORTEN STEEL
FINISH: PRIMER
WEIGHT: 170 LBS / 77.11 Kg

MODEL 1205-6892 DOES NOT HAVE HOLES.
MODELS 1205-6893 & 1205-6894 HAVE 4 HOLES AS SHOWN.

MODELS 1205-6893 & 1205-6894 ONLY: 2-15/16" 75 MM, 2-9/16" 65 MM

MODELS 1205-6893 & 1205-6894 ONLY: I.D. 1/2" Ø14 MM x 4 HOLES

MODEL 1205-6892
MODEL 1205-6893
MODEL 1205-6894
REAR CORNER POSTS
 Inner

MATERIAL: CORTEN STEEL
FINISH: ZINC PRIMER

| MODEL | A | B | C | LENGTH | WEIGHT | SUB FOR | FITS |
|-----------|-------------------|--------------------|---------------|----------------------|--------------------|-------------------|-----------------|
| 1205-6892 | 4-3/4" / 121 MM | 1-11/16" / 42.9 MM | 1/8" / 3.2 MM | 113-5/8" / 2,886 MM | 27.7 LBS / 12.6 Kg | JINDO AE0202-0650 | 48', 53' x 107" |
| 1205-6893 | 4-13/16" / 122 MM | 1-11/16" / 42.9 MM | 1/8" / 3.2 MM | 113-7/16" / 2,881 MM | 28.1 LBS / 12.7 Kg | JINDO AE0202-2614 | 53' x 110" |
| 1205-6894 | 4-13/16" / 122 MM | 1-9/16" / 39.7 MM | 1/8" / 3.2 MM | 113-7/16" / 2,881 MM | 27 LBS / 12.2 Kg | JINDO AE0202-2613 | 53' x 110" |



REAR CORNER POSTS OUTER, NOTCHED ISO CONTAINERS

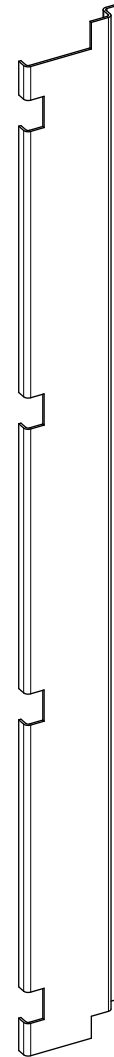
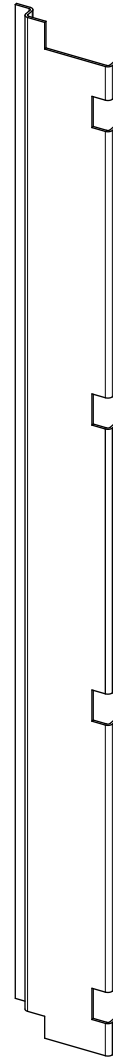
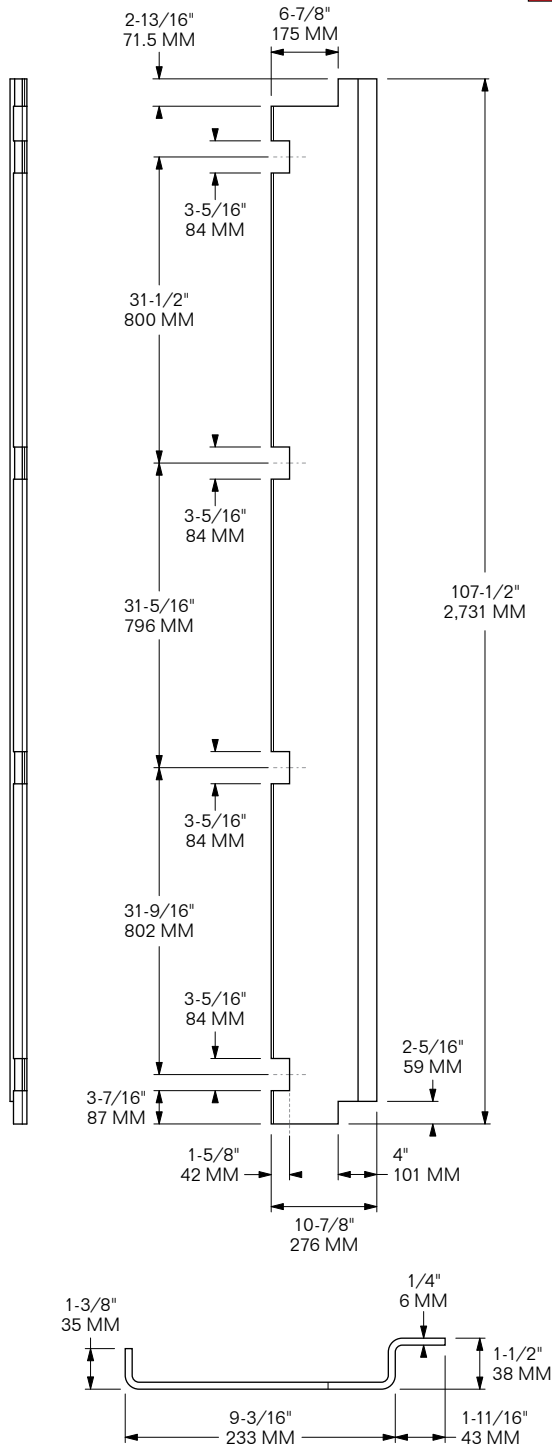
1205

MODEL 1205-6211-L

MODEL 1205-6211-R

REAR CORNER POST
Outer, Roadside

REAR CORNER POST
Outer, Curbside



FITS: 20', 40' & 45' x 9' 6" ISO
LENGTH: 107-1/2" / 2,731 MM
MATERIAL: CORTEN STEEL **FINISH:** PRIMER
WEIGHT: 89 LBS / 40.37 Kg

Model 1205-6211-R shown dimensioned.

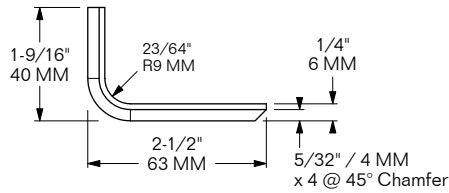
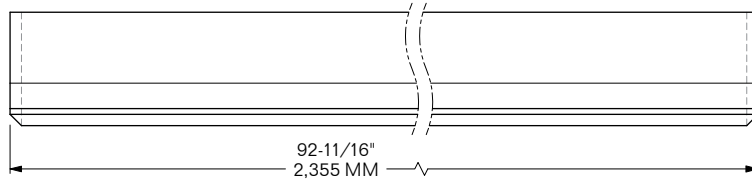


REAR CORNER POST

INNER, SIDE
REEFER CONTAINERS



MODEL 1205-7294

REAR CORNER POST
Inner, Side



1205

SUB FOR: CIMC EF03-A210-C0
FITS: CIMC 40' REEFER **LENGTH:** 7' 8-11/16" / 2,355 MM
MATERIAL: CORTEN STEEL **FINISH:** PRIMER
WEIGHT: 22.28 LBS / 10.11 Kg





INTERMEDIATE STACKING POSTS

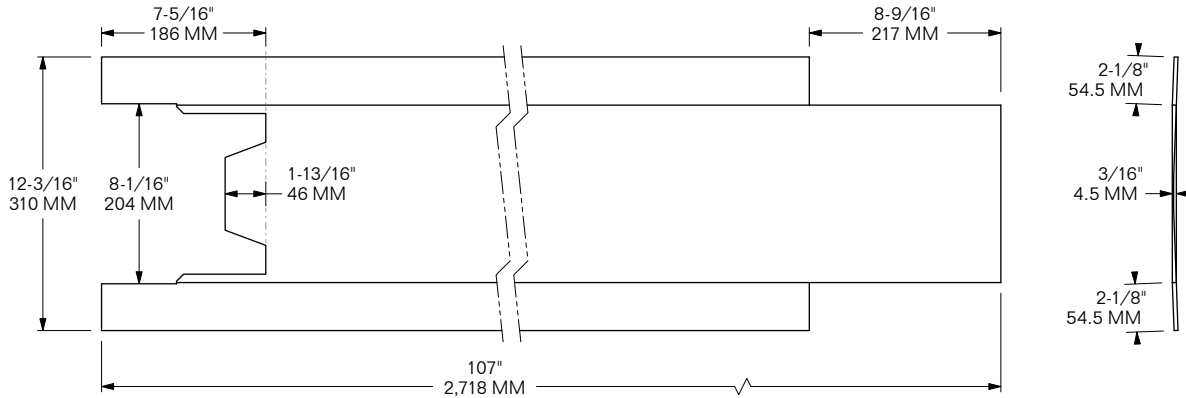
INNER & OUTER

DOMCON CONTAINERS

1205

SPECIAL ORDER ONLY **MODEL 1205-7140**

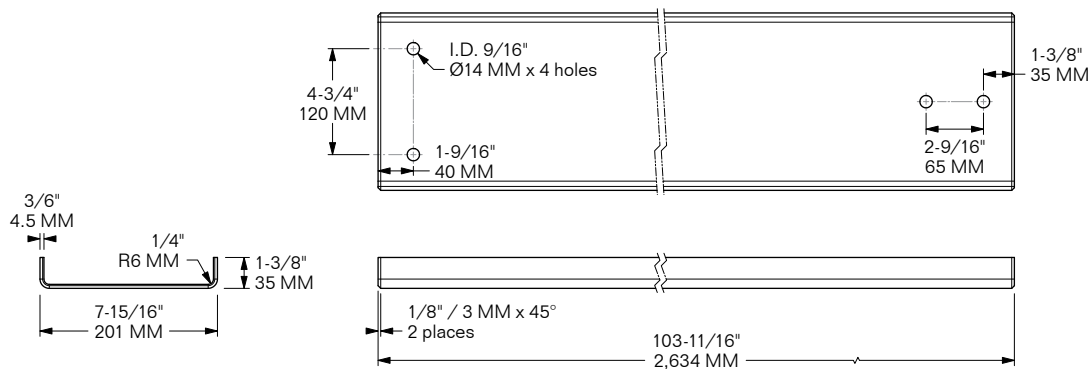
INTERMEDIATE STACKING POST
Outer



SUB FOR: SINGAMAS FM53-303003 **FITS:** FERROMEX, SINGAMAS 53'
MATERIAL: HIGH-STRENGTH STEEL **FINISH:** PRIMER
LENGTH: 107" / 2,718 MM **WEIGHT:** 60.9 LBS / 27.62 Kg

SPECIAL ORDER ONLY **MODEL 1205-7141**

INTERMEDIATE STACKING POST
Inner, C-channel



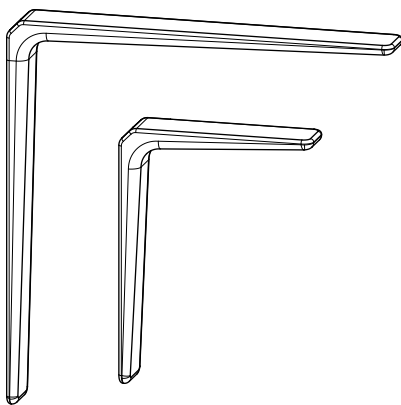
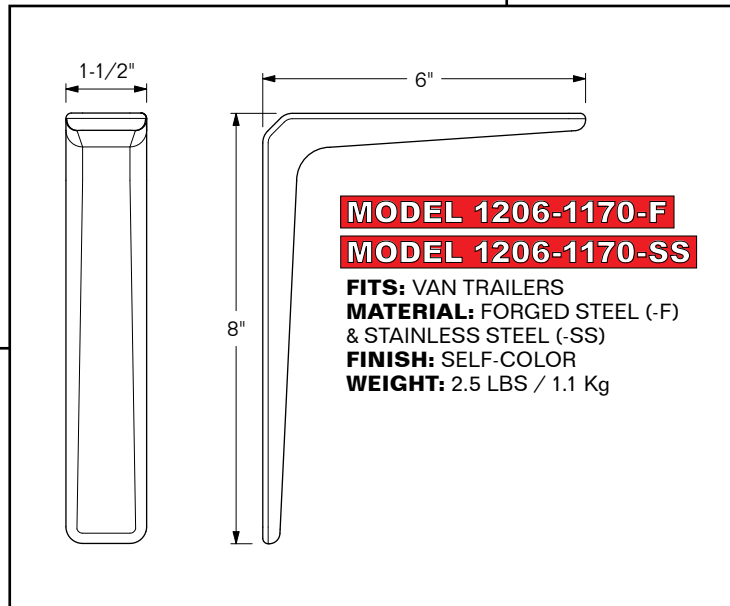
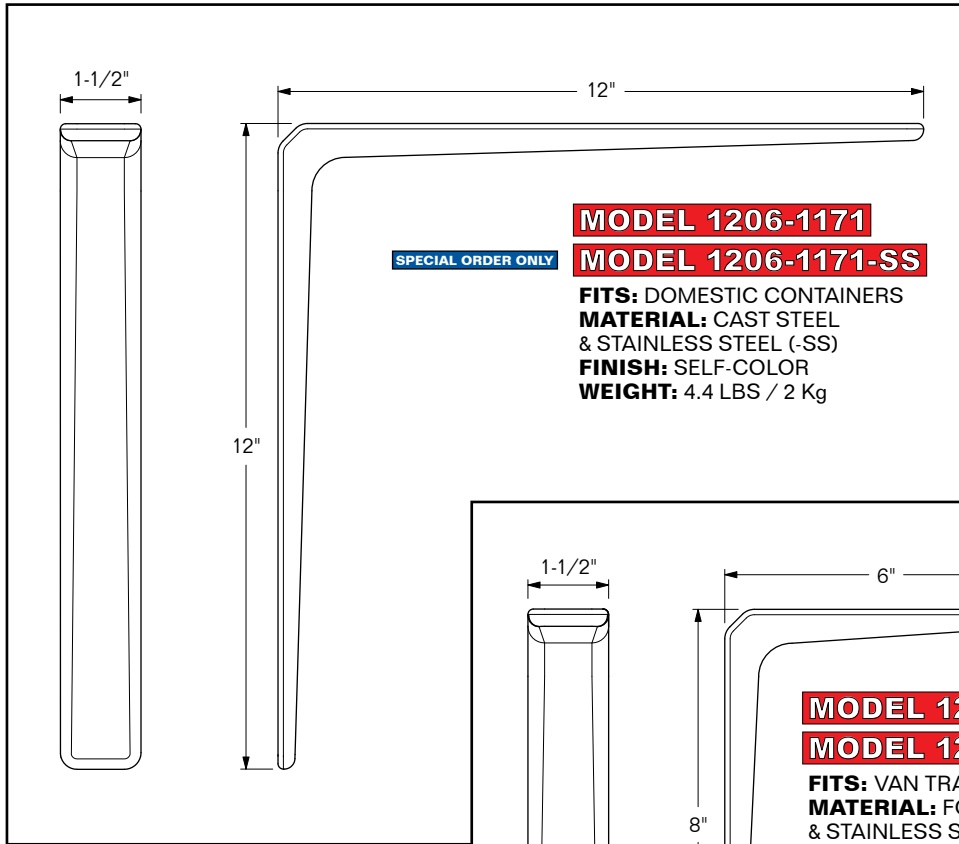
SUB FOR: SINGAMAS FM53-303004 **FITS:** FERROMEX, SINGAMAS 53'
MATERIAL: HIGH-STRENGTH STEEL **FINISH:** WELDABLE GRAY PRIMER
LENGTH: 103-11/16" / 2,634 MM **WEIGHT:** 51.85 LBS / 23.13 Kg



CORNER BRACKETS

DOMCON CONTAINERS
DRY & REEFER VAN TRAILERS

1206





LASHING RING

DOMCON & ISO CONTAINERS

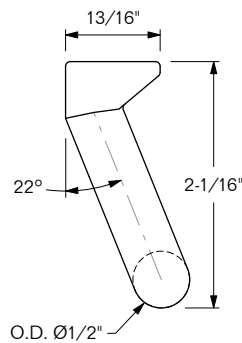
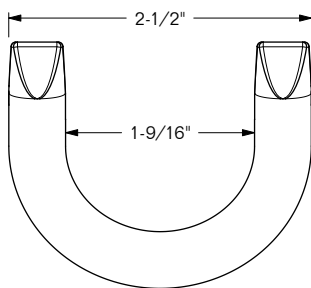
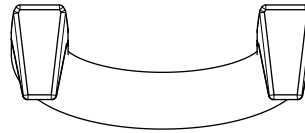
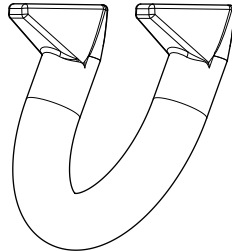
1206

MODEL 1206-2203-P

SPECIAL ORDER ONLY

MODEL 1206-2203-Z

WELD-ON TYPE
Inside Container



MBS: 6,600 LBS / 3 M. Ton

FITS: INSIDE ANY STEEL CONTAINER
MATERIAL: FORGED STEEL
FINISH: WELDABLE PRIMER (-P)
or ZINC-PLATED (-Z)
WEIGHT: 0.26 LBS / 0.11 Kg



STRUCTURAL STEEL SHAPES

DOMCON & ISO CONTAINERS

1207

MODEL 1207-2167
FLOOR SPACER


LENGTH: 96" / 2,440 MM
MATERIAL: FAB. STEEL **FINISH:** PRIMER
WEIGHT: 9 LBS / 4.8 Kg

SPECIAL ORDER ONLY MODEL 1207-6277
C-CHANNEL RAIL

LENGTH: 96" / 2,440 MM
MATERIAL: FAB. STEEL **FINISH:** PRIMER
WEIGHT: 10.55 LBS / 4.8 Kg

L-PLATES

| MODEL | A | B | C | LENGTH | WEIGHT | MATERIAL / FINISH |
|------------------|----------|---------|------|---------------------|--------------------|-----------------------|
| 1207-6278 | 1/2" | 2" | 1/8" | 120" / 3,048 MM | 9.9 LBS / 4.5 Kg | CORTEN STEEL / PRIMER |
| 1207-6346 | 31/32" | 2" | 1/4" | 96" / 2,438 MM | 17.9 LBS / 8.1 Kg | HRS / PAINTED BLACK |
| 1207-6279 | 1" | 2-1/2" | 1/4" | 96" / 2,438 MM | 21.3 LBS / 9.7 Kg | HRS / GRAY PRIMER |
| 1207-6124 | 1-1/4" | 6-1/2" | 1/4" | 104-3/4" / 2,661 MM | 53 LBS / 24 Kg | HRS / PAINTED BLACK |
| 1207-6221 | 1-11/32" | 2-3/16" | 1/4" | 104-5/8" / 2,657 MM | 22.6 LBS / 10.2 Kg | HRS / GRAY PRIMER |

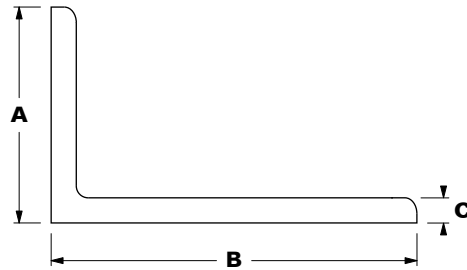




STRUCTURAL STEEL SHAPES

CHASSIS | CONTAINERS: DOMCON / FLATRACK / ISO
& TRAILERS: AUTO / DRY VAN / FLATBED

ANGLE BARS

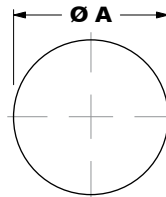


MATERIAL: HRS
STEEL: SELF-COLOR

1207

| | MODEL | A | B | C | LENGTH | WEIGHT |
|--------------------|-----------|----|----|-------|----------------|---------------------|
| SPECIAL ORDER ONLY | 1207-6169 | 2" | 4" | 1/8" | 8' / 2,438 MM | 19.7 LBS / 8.9 Kg |
| SPECIAL ORDER ONLY | 1207-6170 | 2" | 2" | 3/16" | 10' / 3,048 MM | 24.2 LBS / 11 Kg |
| SPECIAL ORDER ONLY | 1207-6171 | 2" | 3" | 3/16" | 10' / 3,048 MM | 30.6 LBS / 13.9 Kg |
| SPECIAL ORDER ONLY | 1207-6172 | 2" | 4" | 3/16" | 10' / 3,048 MM | 37 LBS / 16.8 Kg |
| SPECIAL ORDER ONLY | 1207-6173 | 2" | 7" | 3/16" | 10' / 3,048 MM | 56.1 LBS / 25.42 Kg |
| SPECIAL ORDER ONLY | 1207-6174 | 5" | 5" | 3/16" | 10' / 3,048 MM | 62.5 LBS / 28.3 Kg |

ROUND STOCK



MATERIAL: HRS
STEEL: SELF-COLOR

| | MODEL | Ø A | LENGTH | WEIGHT |
|--------------------|-----------------|------------------|-------------------|--------------------|
| SPECIAL ORDER ONLY | 1207-6143 | 1/4" / 6.4 MM | 20' / 6,096 MM | 3.3 LBS / 1.5 Kg |
| SPECIAL ORDER ONLY | 1207-6144 | 3/8" / 9.5 MM | 20' / 6,096 MM | 15 LBS / 6.8 Kg |
| SPECIAL ORDER ONLY | 1207-6144-8-1/2 | 3/8" / 9.5 MM | 8-1/2' / 2,591 MM | 8 LBS / 3.63 Kg |
| SPECIAL ORDER ONLY | 1207-6145 | 1/2" / 12.7 MM | 20' / 6,096 MM | 13.2 LBS / 5.99 Kg |
| SPECIAL ORDER ONLY | 1207-6146 | 5/8" / 15.9 MM | 20' / 6,096 MM | 20 LBS / 9.07 Kg |
| SPECIAL ORDER ONLY | 1207-6147 | 3/4" / 19.1 MM | 20' / 6,096 MM | 30 LBS / 13.6 Kg |
| SPECIAL ORDER ONLY | 1207-6148 | 7/8" / 22.2 MM | 20' / 6,096 MM | 41 LBS / 18.6 Kg |
| SPECIAL ORDER ONLY | 1207-6149 | 1" / 25.4 MM | 20' / 6,096 MM | 53.4 LBS / 24.2 Kg |
| SPECIAL ORDER ONLY | 1207-6150 | 1-1/4" / 31.9 MM | 20' / 6,096 MM | 87.5 LBS / 39.7 Kg |

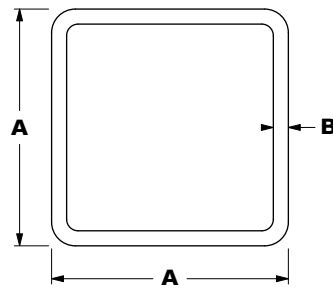




STRUCTURAL STEEL SHAPES

CHASSIS | CONTAINERS: DOMCON / FLATRACK / ISO
& TRAILERS: AUTO / DRY VAN / FLATBED

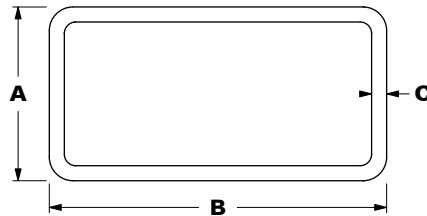
SQUARE TUBING



1207

| | MODEL | A | B | LENGTH | WEIGHT | MATERIAL / FINISH |
|----------------------|---------------------|--------|-------|-------------------|---------------------|-------------------|
| SPECIAL ORDER | 1207-6151 | 1" | 1/8" | 24' / 7,315 MM | 34 LBS / 15.4 Kg | HRS / SELF-COLOR |
| SPECIAL ORDER | 1207-6152 | 2" | 3/16" | 24' / 7,315 MM | 108 LBS / 49 Kg | HRS / SELF-COLOR |
| | 1208-2134 | 2-3/8" | 5/32" | 18' 8" / 5,700 MM | 65.1 LBS / 29.5 Kg | CORTEN / PRIMER |
| SPECIAL ORDER | 1207-6153 | 4" | 3/16" | 24' / 7,315 MM | 230 LBS / 104.3 Kg | HRS / SELF-COLOR |
| SPECIAL ORDER | 1207-6153-12 | 4" | 3/16" | 12' / 3,657 MM | 115 LBS / 52.1 Kg | HRS / SELF-COLOR |
| SPECIAL ORDER | 1207-6154 | 6" | 1/4" | 20' / 6,096 MM | 383 LBS / 173.9 Kg | HRS / SELF-COLOR |
| SPECIAL ORDER | 1207-6154-10 | 6" | 1/4" | 10' / 3,048 MM | 191.5 LBS / 86.8 Kg | HRS / SELF-COLOR |

RECTANGULAR TUBING



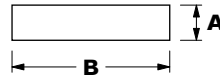
| | MODEL | A | B | C | LENGTH | WEIGHT | MATERIAL / FINISH |
|----------------------|------------------|----|----|-------|----------------|----------------------|-------------------|
| | 1208-6271 | 2" | 4" | 3/32" | 19' / 5,791 MM | 62 LBS / 28.1 Kg | CORTEN / PRIMER |
| SPECIAL ORDER | 1207-6203 | 2" | 4" | 3/16" | 24' / 7,315 MM | 168.4 LBS / 76.4 Kg | HRS / SELF-COLOR |
| SPECIAL ORDER | 1207-6155 | 2" | 6" | 1/4" | 4' / 1,219 MM | 42.1 LBS / 19.1 Kg | HRS / SELF-COLOR |
| SPECIAL ORDER | 1207-6175 | 5" | 7" | 1/4" | 20' / 6,096 MM | 383.1 LBS / 173.8 Kg | HRS / SELF-COLOR |



STRUCTURAL STEEL SHAPES

CHASSIS | CONTAINERS: DOMCON / FLATRACK / ISO
& TRAILERS: AUTO / DRY VAN / FLATBED

FLAT BAR

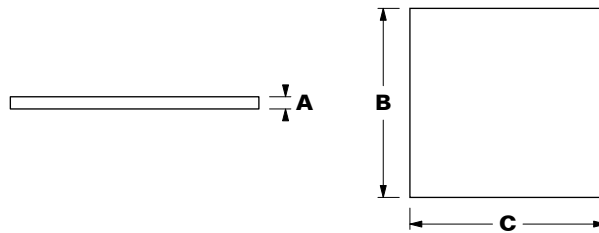


MATERIAL: HRS
STEEL: SELF-COLOR

1207

| | MODEL | A | B | LENGTH | WEIGHT |
|----------------------|------------------------|-------|--------|-------------------|---------------------|
| SPECIAL ORDER | 1207-6183-9-5/8 | 1/2" | 3/4" | 9-5/8" / 244.5 MM | 0.95 LBS / 0.43 Kg |
| SPECIAL ORDER | 1207-6183 | 1/2" | 3/4" | 20' / 6,096 MM | 25 LBS / 11.3 Kg |
| SPECIAL ORDER | 1207-6158 | 3/16" | 2" | 20' / 6,096 MM | 25 LBS / 11.3 Kg |
| SPECIAL ORDER | 1207-6159 | 1/4" | 2" | 20' / 6,096 MM | 34 LBS / 15.4 Kg |
| SPECIAL ORDER | 1207-6161 | 5/8" | 2" | 20' / 6,096 MM | 85 LBS / 38.6 Kg |
| | 1208-6162 | 1/2" | 2-1/2" | 20' / 6,096 MM | 85 LBS / 38.6 Kg |
| SPECIAL ORDER | 1207-6163 | 1/4" | 3" | 20' / 6,096 MM | 50 LBS / 22.7 Kg |
| SPECIAL ORDER | 1207-6164 | 3/16" | 4" | 20' / 6,096 MM | 50 LBS / 22.7 Kg |
| SPECIAL ORDER | 1207-6165 | 1/8" | 8" | 20' / 6,096 MM | 68 LBS / 30.8 Kg |
| SPECIAL ORDER | 1207-6166 | 3/16" | 8" | 20' / 6,096 MM | 100 LBS / 45.4 Kg |
| SPECIAL ORDER | 1207-6167 | 1/4" | 8" | 20' / 6,096 MM | 135.8 LBS / 61.6 Kg |

PLATE STEEL



| | MODEL | A | B | C | WEIGHT | MATERIAL / FINISH |
|----------------------|------------------|--------|---------|---------|-------------------------|-------------------|
| SPECIAL ORDER | 1207-6125 | 1/8" | 24" | 24" | 19.8 LBS / 9 Kg | HRS / SELF-COLOR |
| SPECIAL ORDER | 1207-6126 | 1/8" | 96" | 48" | 159.2 LBS / 72.2 Kg | HRS / SELF-COLOR |
| SPECIAL ORDER | 1207-6176 | 3/16" | 72" | 11" | 40.8 LBS / 18.5 Kg | HRS / SELF-COLOR |
| SPECIAL ORDER | 1207-6177 | 3/16" | 96" | 48" | 238.2 LBS / 108 Kg | HRS / SELF-COLOR |
| SPECIAL ORDER | 1207-6178 | 3/16" | 98" | 48" | 249.9 LBS / 113.4 Kg | HRS / SELF-COLOR |
| SPECIAL ORDER | 1207-6179 | 3/16" | 120" | 48" | 306 LBS / 138.8 Kg | HRS / SELF-COLOR |
| SPECIAL ORDER | 1207-6180 | 1/4" | 22-1/2" | 7" | 11.2 LBS / 5.1 Kg | HRS / SELF-COLOR |
| SPECIAL ORDER | 1207-6181 | 1/4" | 76" | 12-1/2" | 70 LBS / 31.8 Kg | CORTEN / PRIMER |
| SPECIAL ORDER | 1207-6182 | 1/4" | 96" | 48" | 339.5 LBS / 154 Kg | HRS / SELF-COLOR |
| SPECIAL ORDER | 1207-8835 | 1-1/4" | 80" | 76" | 2,155.45 LBS / 977.7 Kg | HRS / SELF-COLOR |



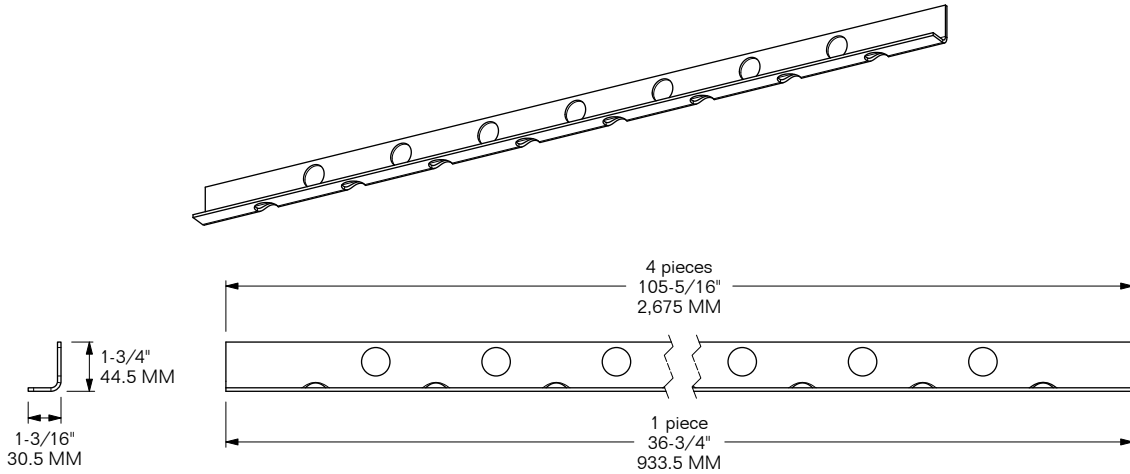
BOTTOM SIDE RAIL STIFFENERS

REEFER CONTAINERS

1207

Includes 4 pieces @ 105-5/16" length &
1 piece @ 36-3/4" length to make entire
Bottom Side Rail Stiffener.

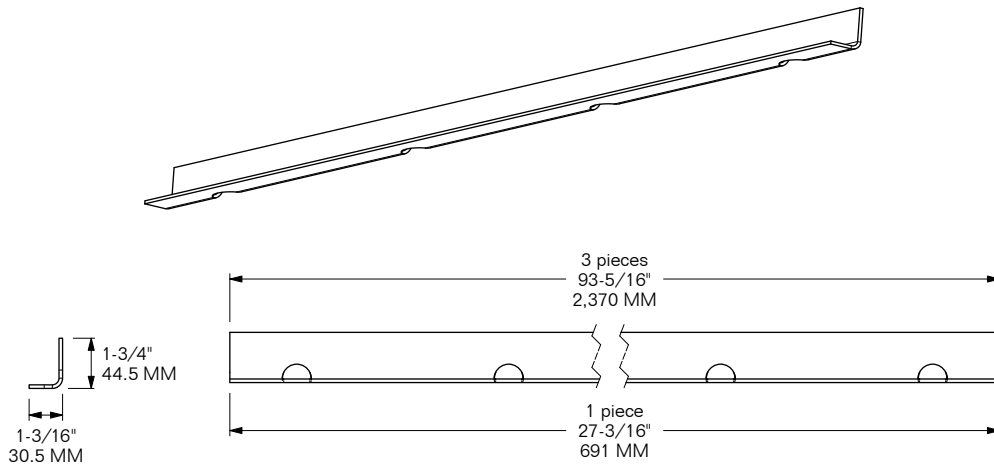
MODEL 1207-6444-KIT



SUB FOR: MAERSK 7162103 **FITS:** MCIQ REEFER
LENGTH: 4 pcs. 105-5/16" / 2,675 MM & 1 pc. 36-3/4" / 933.5 MM
MATERIAL: CORTEN STEEL **FINISH:** PRIMER
WEIGHT: 38.3 LBS / 17.4 Kg

Includes 3 pieces @ 93-5/16" length &
1 piece @ 27-3/16" length to make entire
Bottom Side Rail Stiffener.

MODEL 1207-6445-KIT



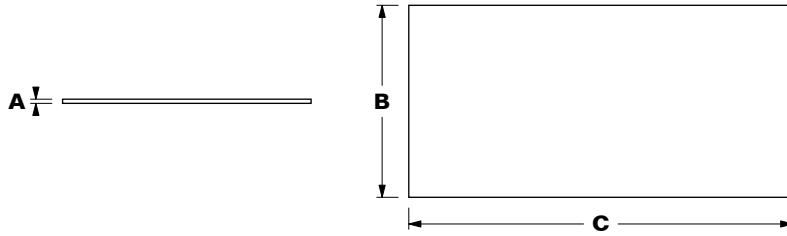
SUB FOR: MAERSK 7162102 **FITS:** MCIQ REEFER
LENGTH: 3 pcs. 93-5/16" / 2,370 MM & 1 pc. 27-3/16" / 691 MM
MATERIAL: CORTEN STEEL **FINISH:** PRIMER
WEIGHT: 28.6 LBS / 13 Kg



STEEL FLAT PANELS

CONTAINERS: DOMCON / FLATRACK / ISO
& TRAILERS: DRY VAN / FLATBED

FLAT PANELS



MATERIAL:
CORTEN STEEL

1207

| | MODEL | A | B | C | WEIGHT |
|----------------------|-----------------------------|--------|-----|------|--------------------|
| SPECIAL ORDER | 1207-1/16x48x120-COR | 1/16" | 48" | 120" | 100 LBS / 45.4 Kg |
| SPECIAL ORDER | 1207-6849 | 14 GA. | 48" | 96" | 99 LBS / 44.9 Kg |
| SPECIAL ORDER | 1207-14Gx48x120-COR | 14 GA. | 48" | 120" | 124 LBS / 56.3 Kg |
| SPECIAL ORDER | 1207-1/8x48x96-COR | 1/8" | 48" | 96" | 160 LBS / 72.6 Kg |
| SPECIAL ORDER | 1207-3/16x48x96-COR | 3/16" | 48" | 96" | 245 LBS / 111.1 Kg |
| SPECIAL ORDER | 1207-3/16x48x120-COR | 3/16" | 48" | 120" | 383 LBS / 173.7 Kg |
| SPECIAL ORDER | 1207-1/4x48x120-COR | 1/4" | 48" | 120" | 408 LBS / 185.1 Kg |



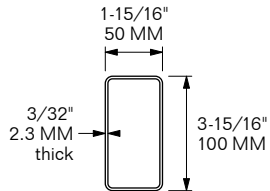
STEEL SIDE RAILS

TOP

DOMCON CONTAINERS

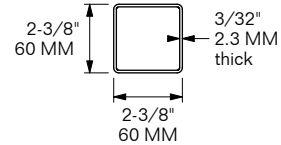
1208

Main **MODEL 1208-6271**
 End **MODEL 1208-6271-6**
TOP SIDE RAIL
 Rectangular Tubing



6271 SUB FOR: JINDO AH0301-0761, J.B. HUNT 31920
FITS: JINDO 53' x 102"
MATERIAL: CORTEN STEEL **FINISH:** PRIMER
6271 LENGTH: 228" (19') / 5,791 MM
6271 WEIGHT: 62 LBS / 28.12 Kg
6271-6 LENGTH: 72" (6') / 1,829 MM
6271-6 WEIGHT: 20.3 LBS / 9.21 Kg

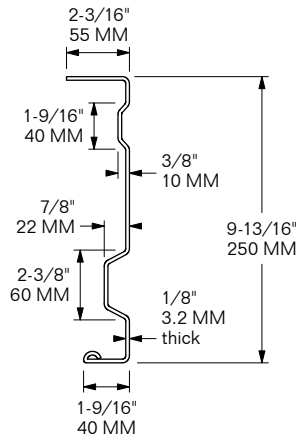
MODEL 1208-8977
TOP SIDE RAIL
 Front Section (L/R)
 Square Tubing



SUB FOR: SINGAMAS 53-305001
FITS: SINGAMAS 53' / HUB
LENGTH: 71" (5' 11") / 1,803 MM
MATERIAL: CORTEN STEEL
FINISH: WELDABLE PRIMER
WEIGHT: 16.1 LBS / 7.3 Kg

MODEL 1208-9000

TOP SIDE RAIL
 for Singamas 53'
 Main, 18' 8" long



SUB FOR: SINGAMAS NS53-500001
FITS: SINGAMAS 53'
LENGTH: 224-7/16" (18' 8-7/16") / 5,700 MM
MATERIAL: CORTEN STEEL **FINISH:** PRIMER
WEIGHT: 118.6 LBS / 53.8 Kg



STEEL SIDE RAILS

TOP

ISO CONTAINERS

1208

MODEL 1208-6160
MODEL 1208-6162

TOP RAIL, Flat Bar

FITS: 96" ISO
LENGTH: 20' / 6,096 MM
MATERIAL: FAB. STEEL
FINISH: SELF-COLOR

1208-6160
WEIGHT: 67 LBS / 30.4 Kg

1208-6162
WEIGHT: 83 LBS / 37.7 Kg

MODEL 1208-2134

TOP RAIL
Square Tubing

FITS: 96" ISO
MATERIAL: CORTEN STEEL
FINISH: PRIMER
LENGTH: 18' 8" / 5,700 MM
WEIGHT: 65.1 LBS / 29.52 Kg

MODEL 1208-2191



TOP RAIL
Inner, U-shape

SUB FOR: CIMC D09-03
FITS: MAERSK DRY ISO
LENGTH: 94-1/2" / 2,400 MM
MATERIAL: CORTEN STEEL
FINISH: PRIMER
WEIGHT: 22.84 LBS / 10.6 Kg

MODEL 1208-2192

TOP RAIL
Outer, W-shape

SUB FOR: CIMC D09-04
FITS: MAERSK DRY ISO
LENGTH: 94-1/2" / 2,400 MM
MATERIAL: CORTEN STEEL
FINISH: PRIMER
WEIGHT: 26.8 LBS / 12.16 Kg





STEEL SIDE RAILS

TOP

REEFER CONTAINERS

1208

MODEL 1208-6220-19
TOP RAIL

SUB FOR: MAERSK 7460029, CIMC 11-002 & SA01-C204-C0
FITS: 40' HC REEFER
LENGTH: 8' 8-1/2" / 5,702 MM
MATERIAL: CORTEN STEEL
FINISH: PRIMER
WEIGHT: 73 LBS / 33.1 Kg

MODEL 1208-6441-20
TOP RAIL

SUB FOR: MAERSK 7460006
FITS: MCIQ 40' HC REEFER
LENGTH: 19' 8-1/4" / 6,000 MM
MATERIAL: CORTEN STEEL
FINISH: PRIMER
WEIGHT: 88.4 LBS / 40.1 Kg

MODEL 1208-7465
TOP RAIL

FITS: SINGAMAS 40' REEFER
LENGTH: 18' 8-1/2" / 5,702 MM
MATERIAL: CORTEN STEEL
FINISH: PRIMER
WEIGHT: 92.05 LBS / 41.75 Kg

MODEL 1208-7645
TOP RAIL



SUB FOR: CIMC 11-001
FITS: CIMC 40' REEFER
LENGTH: 19' 6" / 5,944 MM
MATERIAL: CORTEN STEEL
FINISH: PRIMER
WEIGHT: 85.8 LBS / 38.9 Kg

MODEL 1208-7691
TOP RAIL

FITS: CIMC, SINGAMAS 40' HIGH CUBE REEFER
LENGTH: 19' / 5,791 MM
MATERIAL: CORTEN STEEL
FINISH: PRIMER
WEIGHT: 93.7 LBS / 42.5 Kg

MODEL 1208-7974
TOP RAIL

SUB FOR: MAERSK 285001
FITS: MAERSK TINGLEV 40' HIGH CUBE REEFER
LENGTH: 95-1/2" / 2,426 MM
MATERIAL: CORTEN STEEL
FINISH: PRIMER
WEIGHT: 38.7 LBS / 17.6 Kg





STEEL SIDE RAILS

BOTTOM

DOMCON CONTAINERS

1208

MODEL 1208-6207
BOTTOM SIDE RAIL



SUB FOR: JINDO I02317-4015
FITS: JINDO 48', 53' / CSX, HUB, PACER, SWIFT & CIMC HC53-04B-9 / CROWLEY
LENGTH: 19' / 5,791 MM
MATERIAL: CORTEN STEEL
FINISH: PRIMER
WEIGHT: 159.8 LBS / 72.5 Kg

MODEL 1208-6213
BOTTOM SIDE RAIL

SUB FOR: JINDO I02317-4026
FITS: JINDO 53' / PACER, CSX
LENGTH: 19' / 5,791 MM
MATERIAL: CORTEN STEEL
FINISH: PRIMER
WEIGHT: 146 LBS / 66.2 Kg

MODEL 1208-6215
BOTTOM SIDE RAIL

SUB FOR: JINDO I02317-4019
FITS: JINDO 53' / PACER, CSX
LENGTH: 19' / 5,791 MM
MATERIAL: CORTEN STEEL
FINISH: PRIMER
WEIGHT: 145 LBS / 65.77 Kg





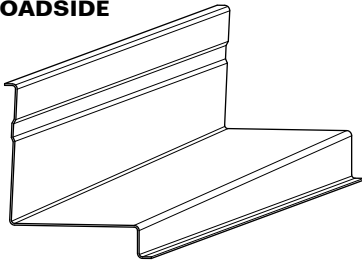
STEEL SIDE RAILS

BOTTOM

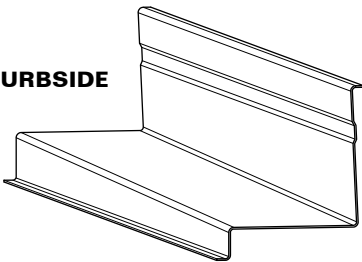
DOMCON CONTAINERS

1208

ROADSIDE



CURBSIDE



SPECIAL ORDER ONLY

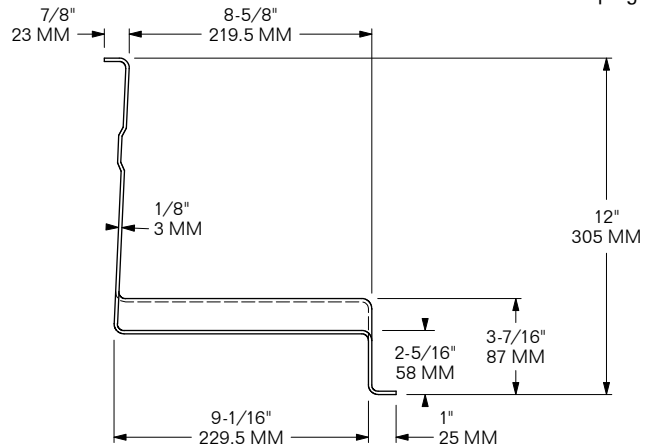
MODEL 1208-7156-CS

SPECIAL ORDER ONLY

MODEL 1208-7156-RS

BOTTOM SIDE RAIL

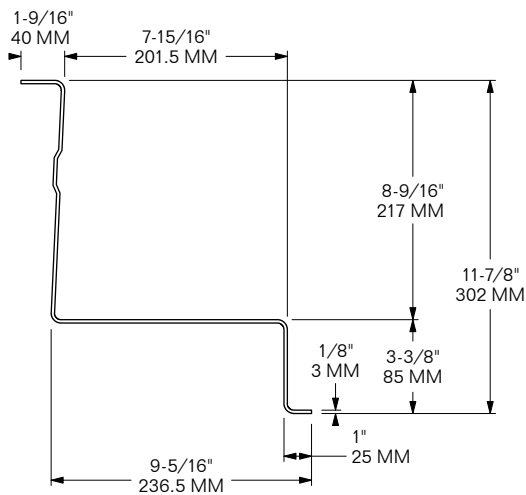
Door End Sections,
Sloping Floor



FITS: SINGAMAS 53' / FERROMEX, J.B. HUNT **LENGTH:** 71" / 1,803 MM
MATERIAL: H.S. STEEL **FINISH:** PRIMER **WEIGHT:** 53.1 LBS / 24.09 Kg

MODEL 1208-7139

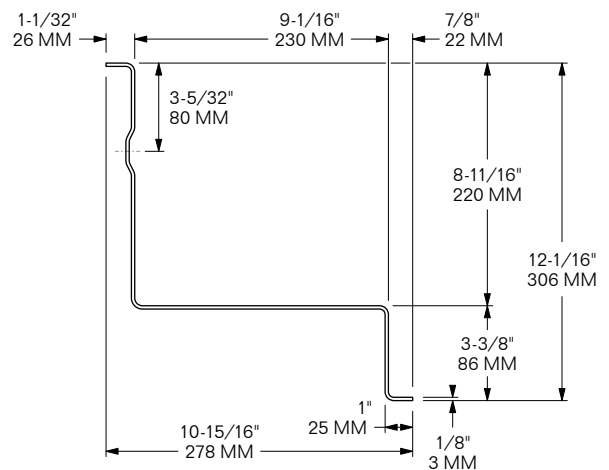
BOTTOM SIDE RAIL
Front & Rear End Sections



FITS: SINGAMAS 53' / FERROMEX, J.B. HUNT
LENGTH: 71" / 1,803 MM **MATERIAL:** H.S. STEEL
FINISH: PRIMER **WEIGHT:** 52.1 LBS / 23.63 Kg

MODEL 1208-7929

BOTTOM SIDE RAIL, Z-type,
Front & Rear End Sections



FITS: J.B. HUNT 31919, SINGAMAS QPJH-400280
FITS: SINGAMAS 53' / J.B. HUNT
LENGTH: 5' 11-1/16" / 1,805 MM
MATERIAL: CORTEN STEEL **FINISH:** PRIMER
WEIGHT: 51.4 LBS / 23.3 Kg





STEEL SIDE RAILS

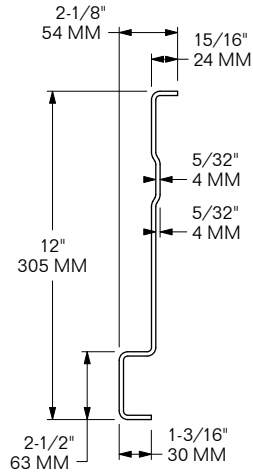
BOTTOM

DOMCON CONTAINERS

1208

MODEL 1208-7935

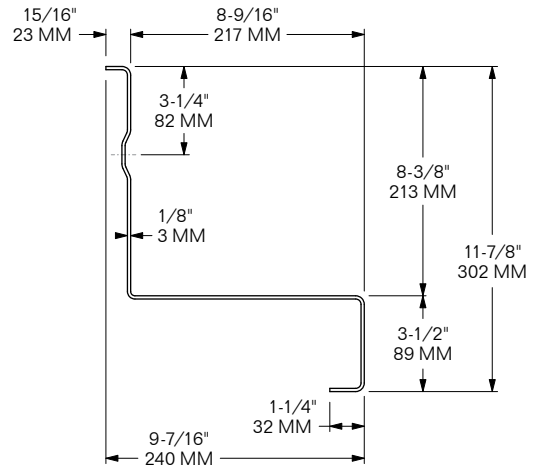
BOTTOM SIDE RAIL
Main



SUB FOR: CIMC AD53-0103B-8,
J.B. HUNT 31921 & SINGAMAS QPH-200001
FITS: CIMC, SINGAMAS 53' / J.B. HUNT
LENGTH: 19' 5-1/16" / 5,920 MM
MATERIAL: CORTEN STEEL **FINISH:** PRIMER
WEIGHT: 148.2 LBS / 67.22 Kg

MODEL 1208-8135

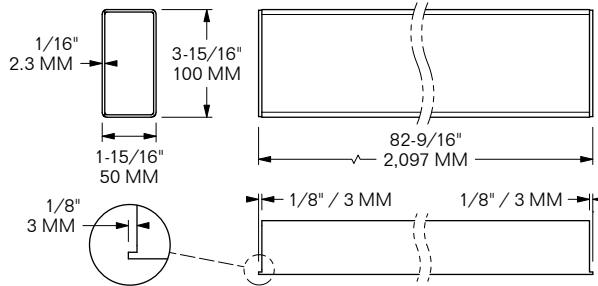
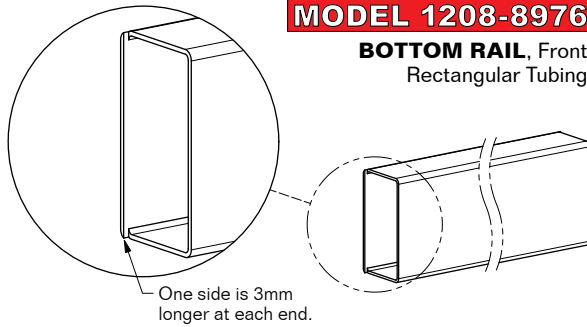
BOTTOM SIDE RAIL
End Section



SUB FOR: CIMC AD53-0103F-14
FITS: CIMC 53' / J.B. HUNT
LENGTH: 5' 10-15/16" / 1,802 MM
MATERIAL: CORTEN STEEL **FINISH:** PRIMER
WEIGHT: 52 LBS / 23.6 Kg

MODEL 1208-8976

BOTTOM RAIL, Front
Rectangular Tubing



SUB FOR: SINGAMAS 53-302001
FITS: SINGAMAS 53' / HUB
MATERIAL: CORTEN STEEL **FINISH:** WELDABLE PRIMER
WEIGHT: 23.9 LBS / 10.84 Kg



STEEL BOTTOM SIDE RAIL REINFORCEMENT PLATES

DOMCON CONTAINERS

1208

SPECIAL ORDER ONLY

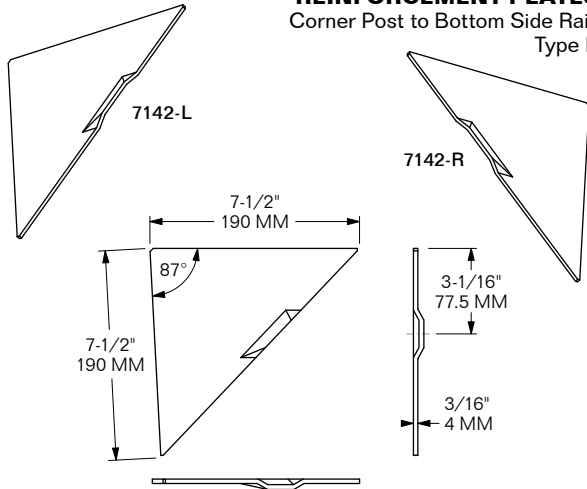
MODEL 1208-7142-L

SPECIAL ORDER ONLY

MODEL 1208-7142-R

REINFORCEMENT PLATES

Corner Post to Bottom Side Rail, Type B



1208-7142-R is shown dimensioned.
1208-7142-L is the mirror opposite.

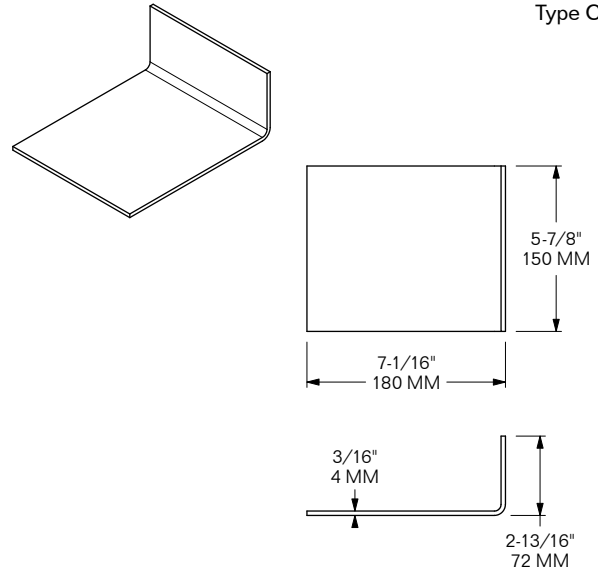
FITS: 53' FERROMEX, SINGAMAS
THICKNESS: 8 GA. / 4 MM **MATERIAL:** CORTEN STEEL
FINISH: PRIMER **WEIGHT:** 1.17 LBS / 0.53 Kg

SPECIAL ORDER ONLY

MODEL 1208-7143

REINFORCEMENT ANGLE

Type C



FITS: 53' FERROMEX, SINGAMAS
THICKNESS: 8 GA. / 4 MM **MATERIAL:** CORTEN STEEL
FINISH: PRIMER **WEIGHT:** 2.52 LBS / 1.14 Kg

SPECIAL ORDER ONLY

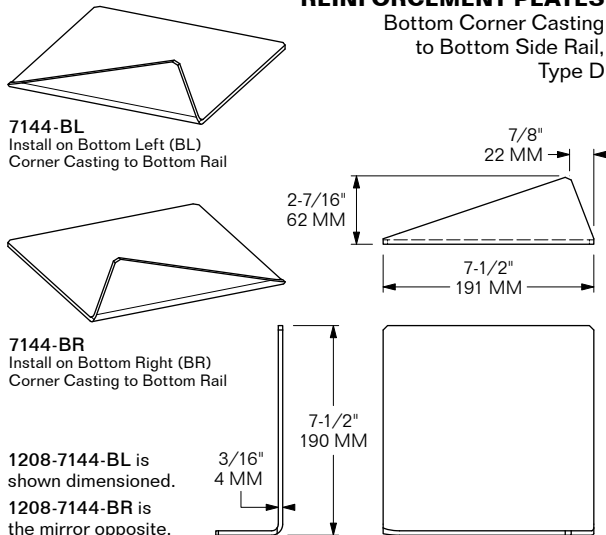
MODEL 1208-7144-BL

SPECIAL ORDER ONLY

MODEL 1208-7144-BR

REINFORCEMENT PLATES

Bottom Corner Casting to Bottom Side Rail, Type D



7144-BL
Install on Bottom Left (BL)
Corner Casting to Bottom Rail

7144-BR
Install on Bottom Right (BR)
Corner Casting to Bottom Rail

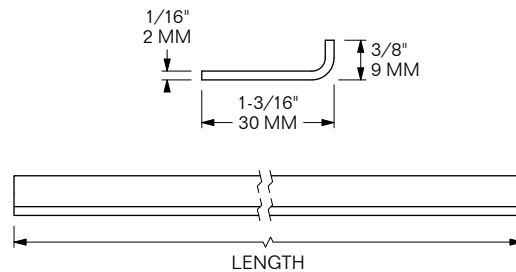
1208-7144-BL is shown dimensioned.
1208-7144-BR is the mirror opposite.

FITS: 53' FERROMEX, SINGAMAS
THICKNESS: 8 GA. / 4 MM **MATERIAL:** CORTEN STEEL
FINISH: PRIMER **WEIGHT:** 2.68 LBS / 1.22 Kg

SPECIAL ORDER ONLY

REINFORCEMENT ANGLES

Bottom Side Rail



| MODEL | LENGTH | WEIGHT |
|-----------------------|----------------------|---------------------|
| 1208-7145-1100 | 43-5/16" 1,100 MM | 1.3 LBS 0.59 Kg |
| 1208-7145-1780 | 70-1/16" 1,780 MM | 2 LBS 0.91 Kg |
| 1208-7145-1940 | 76-3/8" 1,940 MM | 2.15 LBS 0.96 Kg |

FITS: 53' FERROMEX, SINGAMAS
THICKNESS: 14 GA. / 2 MM **MATERIAL:** CORTEN STEEL
FINISH: PRIMER **WEIGHTS:** PER ABOVE TABLE



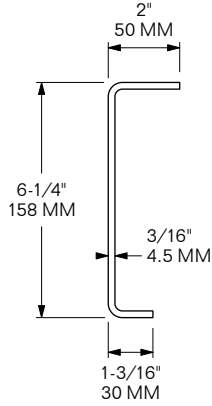


STEEL SIDE RAILS BOTTOM ISO CONTAINERS

1208

MODEL 1208-6191

BOTTOM RAIL

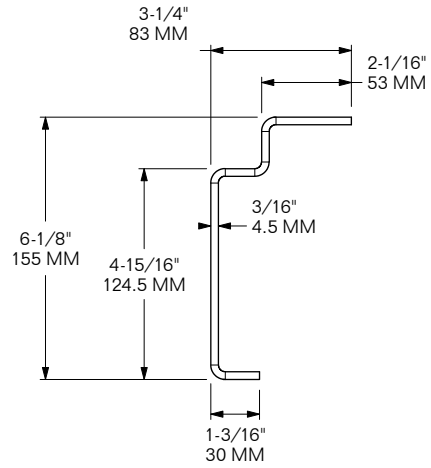


SUB FOR: CIMC D08-01C **FITS:** 20' & 40' x 96" ISO
LENGTH: 18' 8" / 5,690 MM
MATERIAL: CORTEN STEEL
FINISH: WELDABLE PRIMER
WEIGHT: 97.5 LBS / 44.2 Kg

MODEL 1208-7059

BOTTOM RAIL

Z-type



SUB FOR: CIMC D08-02 **FITS:** 40' ISO
LENGTH: 18' 8-1/2" / 5,702 MM
MATERIAL: CORTEN STEEL
FINISH: WELDABLE PRIMER
WEIGHT: 99 LBS / 44.9 Kg





STEEL SIDE RAILS

BOTTOM

REEFER CONTAINERS

1208

MODEL 1208-6217
MODEL 1208-6217-19
BOTTOM RAIL, Lower

FITS: MCIQ/TRITON 40' HC
MATERIAL: CORTEN STEEL
FINISH: PRIMER

1208-6217
SUB FOR: MAERSK 7420014 & 7460817
LENGTH: 38' 10" / 11,838 MM
WEIGHT: 134.7 LBS / 61.1 Kg

1208-6217-19
LENGTH: 19' / 5,791 MM
WEIGHT: 67 LBS / 30.4 Kg

MODEL 1208-6218
MODEL 1208-6218-19
BOTTOM RAIL, Upper

FITS: MCIQ/TRITON 40' HC
MATERIAL: CORTEN STEEL
FINISH: PRIMER

1208-6218
SUB FOR: MAERSK 7460716
LENGTH: 38' 10" / 11,838 MM
WEIGHT: 128.6 LBS / 58.3 Kg

1208-6218-19
LENGTH: 19' 5" / 5,918 MM
WEIGHT: 64.3 LBS / 29.1 Kg

BOTTOM RAILS

| MODEL # | A | B | C | WEIGHT | SUB FOR |
|------------------|-----------------|------------------|------------|------------------|---------------------|
| 1208-7647 | 1" / 25 MM | 4-1/8" / 105 MM | 1" / 25 MM | 35 LBS / 15.9 Kg | CIMC 02-013 |
| 1208-7648 | 1" / 25 MM | 5-1/16" / 128 MM | 1" / 25 MM | 37 LBS / 16.8 Kg | CIMC 02-007, 02-011 |
| 1208-7649 | 1" / 25 MM | 5-7/8" / 150 MM | 1" / 25 MM | 41 LBS / 18.6 Kg | CIMC 02-012 |
| 1208-7650 | 1-9/16" / 40 MM | 5-7/8" / 150 MM | 1" / 25 MM | 45 LBS / 20.4 Kg | CIMC 02-014 |

FITS: CIMC 40' REEFER **LENGTH:** 9' 10-1/8" / 3,000 MM
MATERIAL: CORTEN STEEL **FINISH:** WELDABLE PRIMER

MODEL 1208-7651
BOTTOM RAIL

SUB FOR: CIMC 07-012
FITS: CIMC 40' REEFER
LENGTH: 9' 10-1/8" / 3,000 MM
MATERIAL: CORTEN STEEL
FINISH: WELDABLE PRIMER
WEIGHT: 30.1 LBS / 13.7 Kg

MODEL 1208-7652
BOTTOM RAIL

SUB FOR: CIMC 07-013
FITS: CIMC 40' REEFER
LENGTH: 9' 10-1/8" / 3,000 MM
MATERIAL: CORTEN STEEL
FINISH: WELDABLE PRIMER
WEIGHT: 32.1 LBS / 14.6 Kg

MODEL 1208-7705-18.7
BOTTOM RAIL
Upper

FITS: CIMC 40' REEFER
LENGTH: 18' 8" / 5,690 MM
MATERIAL: CORTEN STEEL
FINISH: WELDABLE PRIMER
WEIGHT: 62.16 LBS / 28.2 Kg



STEEL SIDE RAILS BOTTOM REEFER CONTAINERS

1208

MODEL 1208-7706
BOTTOM RAIL
Reinforcement L-plate

SUB FOR: CIMC SA04-A202-CO
FITS: CIMC 40' REEFER
MATERIAL: CORTEN STEEL
FINISH: WELDABLE PRIMER
WEIGHT: 8.3 LBS / 3.77 Kg

SPECIAL ORDER ONLY **MODEL 1208-8519**
BOTTOM RAIL
Upper, Outer

FITS: MAERSK MCIQ 40' HC REEFER
WORKS WITH: 1208-8522 LOWER-INNER RAIL
LENGTH: 223-1/4" or 18' 7-1/4" / 5,671 MM
MATERIAL: CORTEN STEEL **FINISH:** PRIMER
WEIGHT: 76 LBS / 34.47 Kg

SPECIAL ORDER ONLY **MODEL 1208-8522**
BOTTOM RAIL
Lower, Inner

FITS: MAERSK MCIQ 40' HC REEFER
WORKS WITH: 1208-8519 UPPER-OUTER RAIL
LENGTH: 224-5/8" OR 18' 8-5/8" / 5,706 MM
MATERIAL: CORTEN STEEL **FINISH:** PRIMER
WEIGHT: 50 LBS / 22.68 Kg

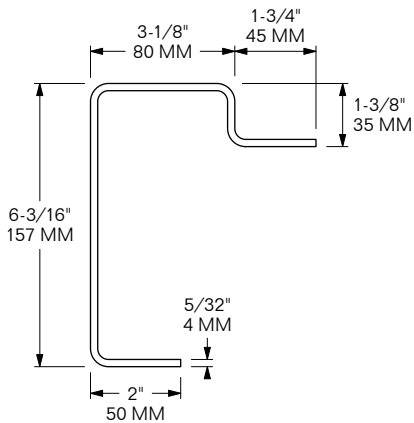


FRONT BOTTOM RAIL & REAR BOTTOM DOOR SILLS

ISO CONTAINERS

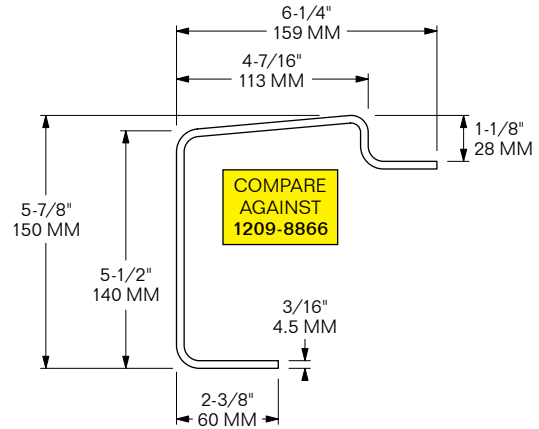
1209

MODEL 1209-2115
FRONT BOTTOM RAIL



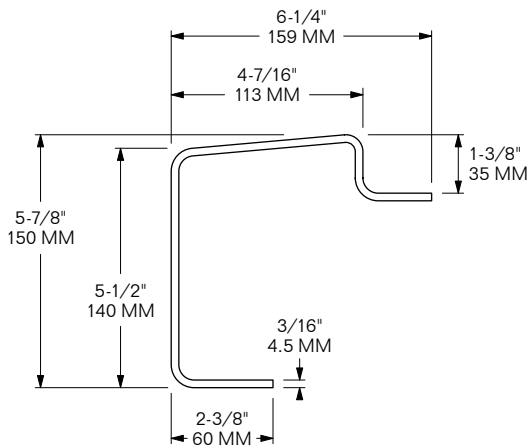
FITS: 20', 40', 45' x 96" ISO
LENGTH: 83-3/16" / 2,113 MM
MATERIAL: CORTEN STEEL **FINISH:** PRIMER
WEIGHT: 48 LBS / 21.77 Kg

MODEL 1209-2140
REAR BOTTOM DOOR SILL



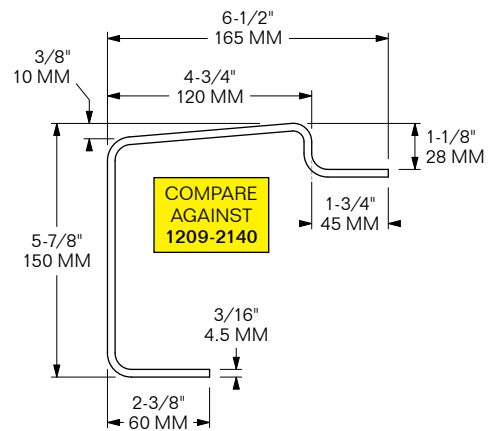
SUB FOR: CIMC D10-01
FITS: 20', 40', 45' x 96" ISO
LENGTH: 94-1/2" / 2,400 MM
MATERIAL: CORTEN STEEL **FINISH:** PRIMER
WEIGHT: 60 LBS / 27.22 Kg

MODEL 1209-2273
REAR BOTTOM DOOR SILL



FITS: 20', 40', 45' x 96" ISO
LENGTH: 92" / 2,337 MM
MATERIAL: CORTEN STEEL **FINISH:** PRIMER
WEIGHT: 64 LBS / 29.03 Kg

MODEL 1209-8866
REAR BOTTOM DOOR SILL



SUB FOR: CIMC D10-01-9 **FITS:** CIMC 40' & 45' ISO
LENGTH: 94-1/2" / 2,400 MM
MATERIAL: CORTEN STEEL **FINISH:** PRIMER
WEIGHT: 69.38 LBS / 31.47 Kg



FRONT BOTTOM RAIL & REAR DOOR SILLS


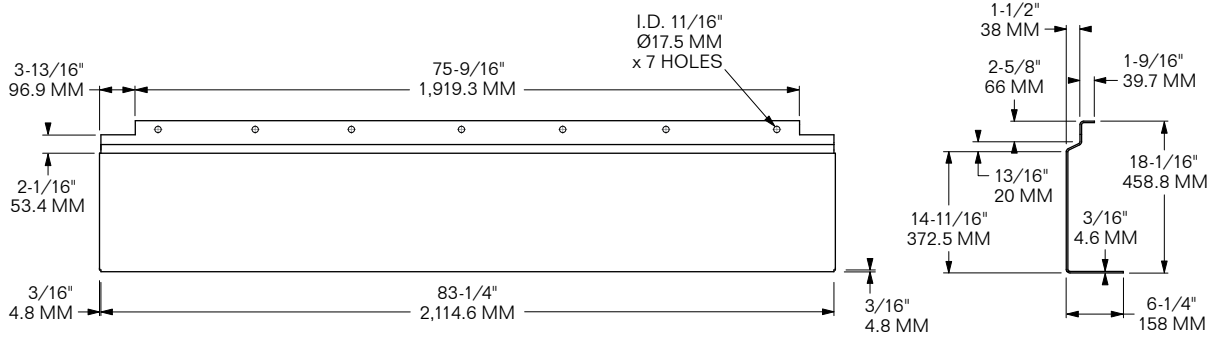
REEFER CONTAINERS

1209

SUB FOR: MAERSK 7133302 **FITS:** MCIQ 40' REEFER
LENGTH: 83-5/8" / 2,124 MM
MATERIAL: CORTEN STEEL **FINISH:** PRIMER
WEIGHT: 107.2 LBS / 48.6 Kg

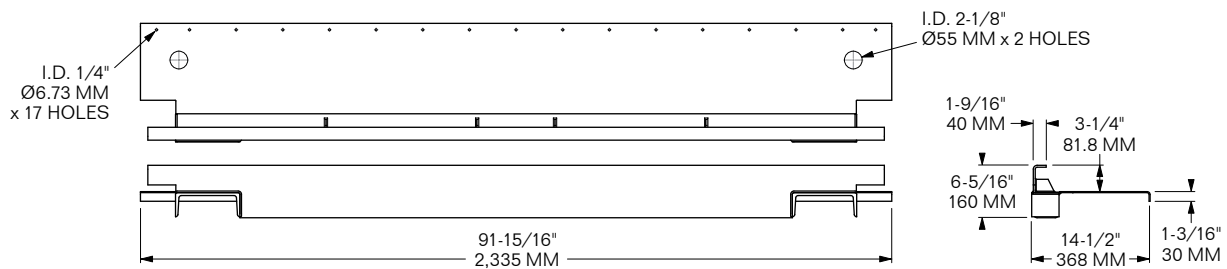
MODEL 1209-6443

FRONT BOTTOM RAIL
Outer




MODEL 1209-6460

REAR DOOR SILL ASSEMBLY



SUB FOR: MAERSK 7141610 **FITS:** MCIQ 40' REEFER MODEL MQRS-40HS-251B **LENGTH:** 91-15/16" / 2,335 MM
MATERIAL: CORTEN STEEL **FINISH:** PRIMER **WEIGHT:** 119 LBS / 53.98 Kg



MODEL 1209-6806

REAR DOOR SILL
Vertical Beam



SUB FOR: CIMC EF09-B210-C0 **FITS:** CIMC 40' x 96' REEFER **LENGTH:** 90-1/16" / 2,287 MM
MATERIAL: CORTEN STEEL **FINISH:** PRIMER **WEIGHT:** 54.2 LBS / 24.58 Kg

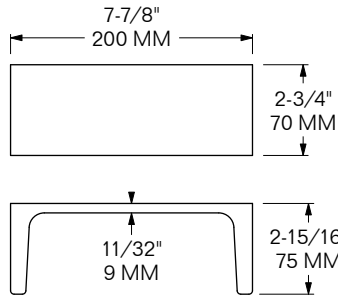


C-CHANNEL INSERTS

for BOTTOM SILLS
ISO CONTAINERS & FLATRACKS

MODEL 1209-2060

C-CHANNEL INSERT
Bottom Sill

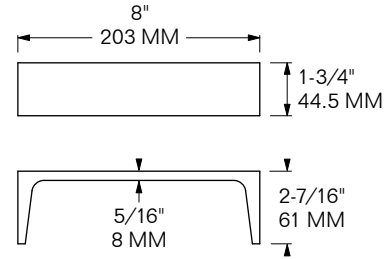


SUB FOR: CIMC D10-03, PENZ 70-26 & 70-28
MATERIAL: STEEL **FINISH:** PRIMER
WEIGHT: 3.77 LBS / 1.71 Kg

SPECIAL ORDER ONLY

MODEL 1209-2973

C-CHANNEL INSERT
Bottom Sill



SUB FOR: PENZ 70-26
MATERIAL: STEEL **FINISH:** PRIMER
WEIGHT: 1.95 LBS / 0.88 Kg

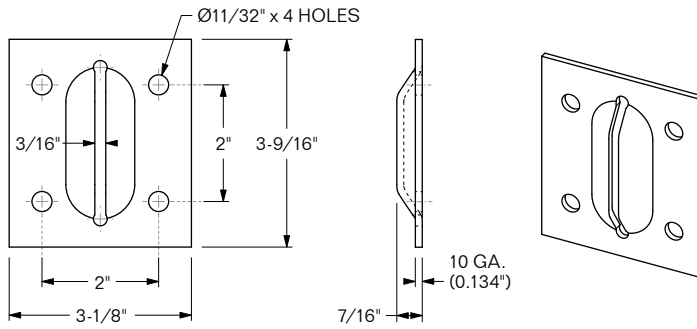
1209



CROSSMEMBER CLIPS

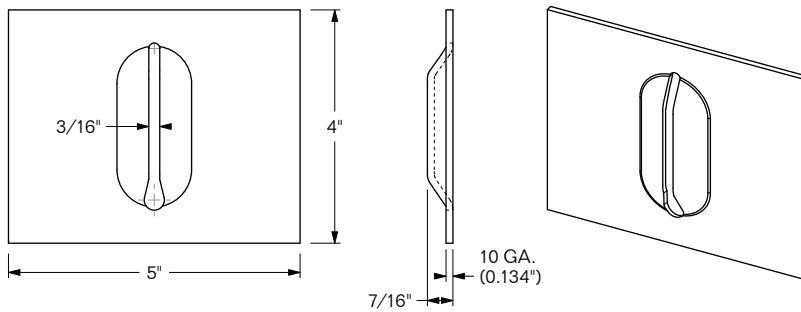
CONTAINERS: DOMCON / ISO / REEFER
& TRAILERS: DRY VAN / REEFER VAN

1210



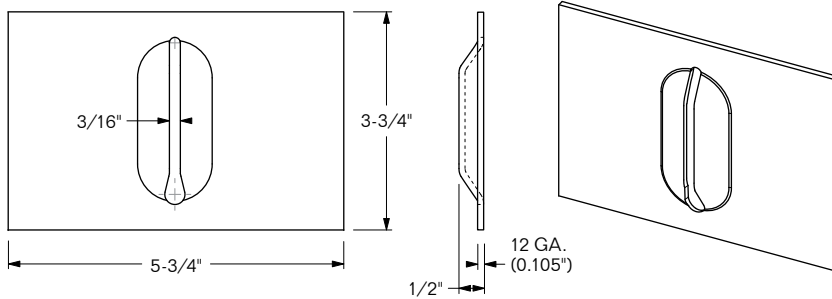
MODEL 1210-1635

SUB FOR: PENZ 70-04
MATERIAL: 10 GA. FAB. STEEL
FINISH: PRIMER
WEIGHT: 0.36 LBS / 0.16 Kg



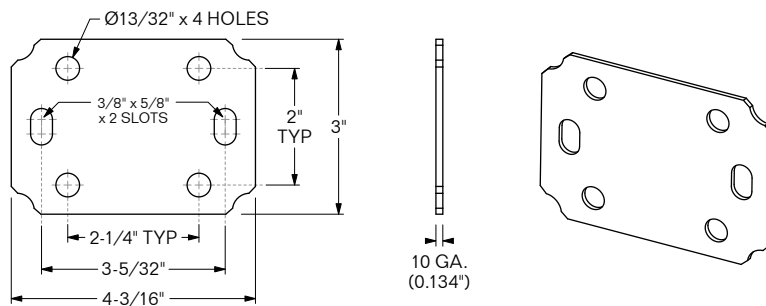
MODEL 1210-2002

SUB FOR: PENZ 70-14-SPECIAL
MATERIAL: 10 GA. FAB. STEEL
FINISH: PRIMER
WEIGHT: 0.74 LBS / 0.34 Kg



MODEL 1210-2816

SUB FOR: PENZ 70-10
MATERIAL: 12 GA. FAB. STEEL
FINISH: PRIMER
WEIGHT: 0.63 LBS / 0.29 Kg



MODEL 1210-2932

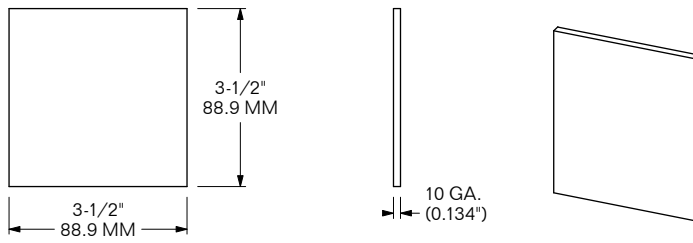
SUB FOR: PENZ 70-13,
FRUEHAUF FCE 2576-2
MATERIAL: 10 GA. FAB. STEEL
FINISH: PRIMER
WEIGHT: 0.8 LBS / 0.36 Kg



CROSSMEMBER CLIPS

CONTAINERS: DOMCON / ISO / REEFER
& TRAILERS: DRY VAN / REEFER VAN

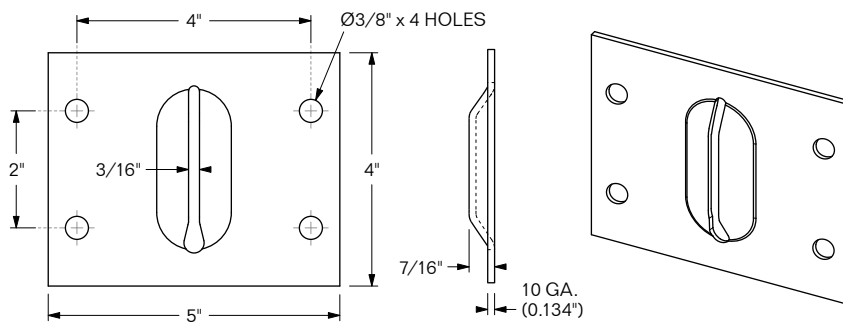
MODEL 1210-6344



SUB FOR: GREAT DANE 08570
MATERIAL: 10 GA. FAB. STEEL
FINISH: PRIMER
WEIGHT: 0.48 LBS / 0.22 Kg

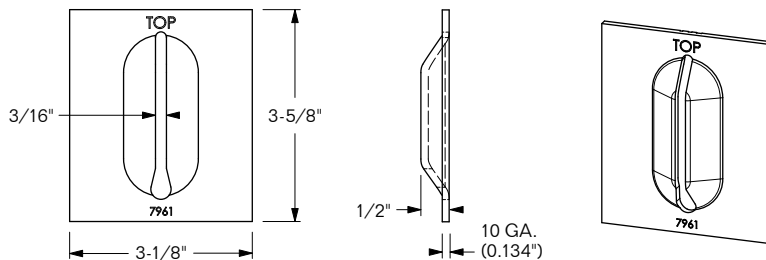
1210

MODEL 1210-6464



SUB FOR: PENZ 70-14
MATERIAL: 10 GA. FAB. STEEL
FINISH: PRIMER
WEIGHT: 0.7 LBS / 0.32 Kg

MODEL 1210-7961



SUB FOR: PENZ 70-12
MATERIAL: 10 GA. FAB. STEEL
FINISH: PRIMER
WEIGHT: 0.43 LBS / 0.19 Kg

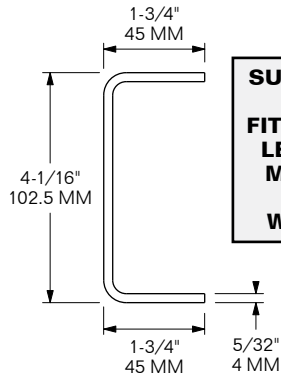


STEEL CROSSMEMBERS

ISO CONTAINERS

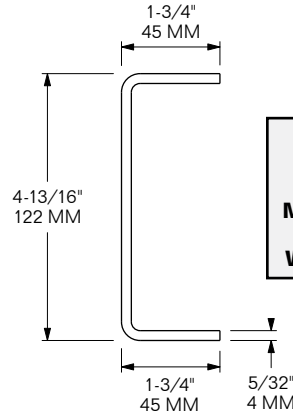
1210

MODEL 1210-2361



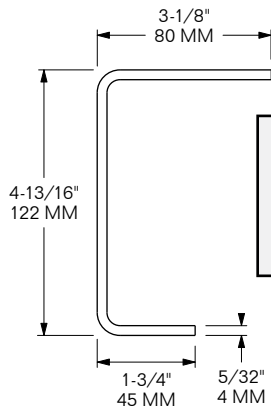
SUB FOR: JINDO AB0201-1136, CIMC D07-03C
FITS: JINDO 48', 53' x 102" WIDE
LENGTH: 95-1/2" / 2,428 MM
MATERIAL: CORTEN STEEL
FINISH: PRIMER
WEIGHT: 29.6 LBS / 13.4 Kg

MODEL 1210-2461



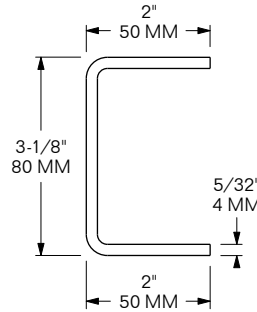
SUB FOR: CIMC D07-03D
FITS: 96" ISO CONTAINER
LENGTH: 92" / 2,337 MM
MATERIAL: CORTEN STEEL
FINISH: PRIMER
WEIGHT: 31.3 LBS / 14.2 Kg

MODEL 1210-2465



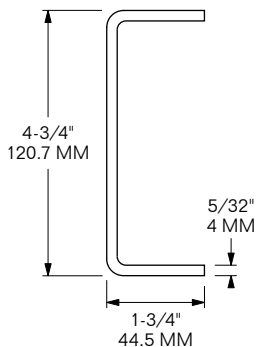
SUB FOR: CIMC D07-03A
FITS: 96" ISO CONTAINER
LENGTH: 92" / 2,337 MM
MATERIAL: CORTEN STEEL
FINISH: PRIMER
WEIGHT: 36 LBS / 16.3 Kg

MODEL 1210-2676



SUB FOR: CIMC 02-016, D07-03B
FITS: 96" ISO CONTAINER **LENGTH:** 92" / 2,337 MM
MATERIAL: CORTEN STEEL **FINISH:** PRIMER
WEIGHT: 26.5 LBS / 12 Kg

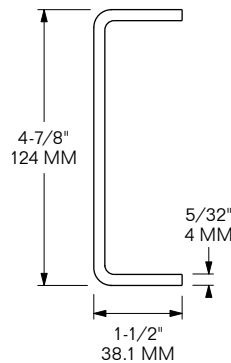
MODEL 1210-6110



SUB FOR: REFRIGERATED CONTAINER RCC1019
LENGTH: 91-3/4" / 2,330 MM **WEIGHT:** 28.8 LBS / 13.1 Kg
MATERIAL: CORTEN STEEL **FINISH:** GRAY PRIMER

MODEL 1210-6111

C-CHANNEL



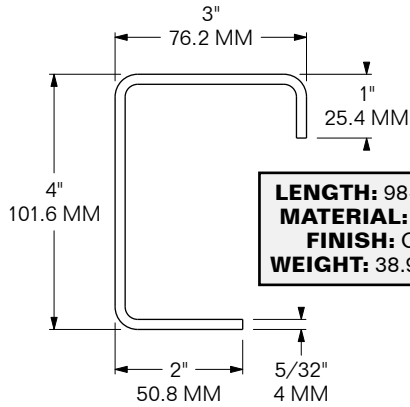
LENGTH: 100-3/4" / 2,560 MM
MATERIAL: CORTEN STEEL
FINISH: GRAY PRIMER
WEIGHT: 24.8 LBS / 11.2 Kg



STEEL CROSSMEMBER

ISO CONTAINERS

SPECIAL ORDER ONLY **MODEL 1210-7546**



LENGTH: 98-1/2" / 2,502 MM
MATERIAL: CORTEN STEEL
FINISH: GRAY PRIMER
WEIGHT: 38.91 LBS / 17.65 Kg

1210

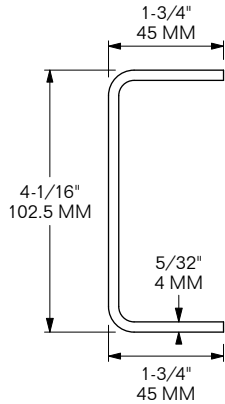


STEEL CROSSMEMBERS

DOMCON CONTAINERS

1210

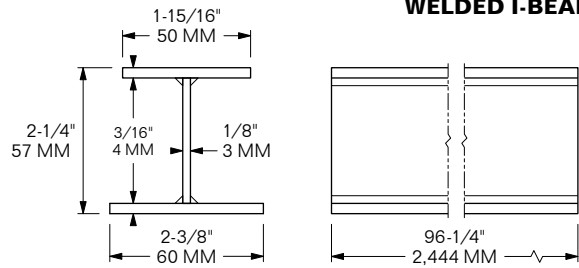
MODEL 1210-2361



SUB FOR: CIMC D07-03C,
JINDO AB0201-1136
FITS: JINDO 48', 53' x 102" WIDE
LENGTH: 95-9/16" / 2,428 MM
MATERIAL: CORTEN STEEL
FINISH: PRIMER
WEIGHT: 29.6 LBS / 13.4 Kg

MODEL 1210-6209-W

WELDED I-BEAM



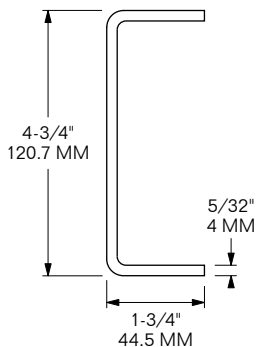
SUB FOR: JINDO AB0201-1511
FITS: JINDO 53' CONTAINER
LENGTH: 96-1/4" / 2,444 MM
MATERIAL: CORTEN STEEL **FINISH:** PRIMER
WEIGHT: 25.6 LBS / 11.6 Kg



STEEL CROSSMEMBERS

ISO FLATRACKS

MODEL 1210-6110



SUB FOR: REFRIGERATED CONTAINER RCC1019
LENGTH: 91-3/4" / 2,330 MM **WEIGHT:** 28.8 LBS / 13.1 Kg
MATERIAL: CORTEN STEEL **FINISH:** GRAY PRIMER

1210



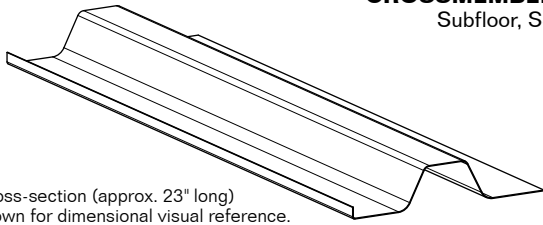
SUBFLOOR CROSSMEMBER

REEFER CONTAINERS

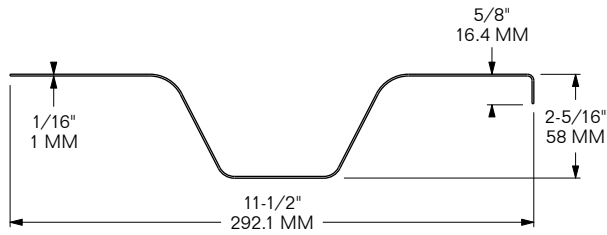
1210

MODEL 1210-7022

CROSSMEMBER
Subfloor, SS



Cross-section (approx. 23" long)
shown for dimensional visual reference.



FITS: 40' x 96" REEFERS
LENGTH: 92-1/4" / 2,343.1 MM
MATERIAL: FAB. STAINLESS STEEL
FINISH: SELF-COLOR
WEIGHT: 14.85 LBS / 6.74 Kg



TUNNEL & TUNNEL RAILS

ISO CONTAINERS

SPECIAL ORDER ONLY **MODEL 1210-2626**
CONTAINER FORK TUNNEL

FITS: 20' x 96" ISO
MATERIAL: STRUCTURAL STEEL
FINISH: PRIMER
WEIGHT: 101.5 LBS / 46 Kg

1210

MODEL 1210-2750
TUNNEL RAIL

SUB FOR: CIMC D33-02-26
FITS: 40' x 96" ISO **LENGTH:** 10' / 3,048 MM
MATERIAL: CORTEN STEEL **FINISH:** GRAY PRIMER
WEIGHT: 47 LBS / 21.3 Kg

MODEL 1210-7158
TUNNEL RAIL

SUB FOR: CIMC D33-02-01
FITS: 40' x 96" ISO **LENGTH:** 9' 6" / 2,892 MM
MATERIAL: CORTEN STEEL **FINISH:** GRAY PRIMER
WEIGHT: 44.6 LBS / 20.2 Kg



TUNNEL & TUNNEL RAILS

ISO & REEFER CONTAINERS

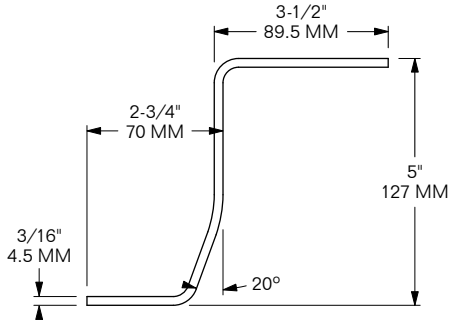
1210

MODEL 1210-7641-108

MODEL 1210-7641-120

MODEL 1210-7641-130

GOOSENECK TUNNEL RAIL



FITS: 40' ISO & REEFER CONTAINERS
1210-7641-108 LENGTH: 108" / 2,743 MM
1210-7641-120 LENGTH: 120" / 3,048 MM
1210-7641-130 LENGTH: 130" / 3,302 MM
MATERIAL: CORTEN STEEL **FINISH:** GRAY PRIMER
1210-7641-108 WEIGHT: 53.24 LBS / 24.15 Kg
1210-7641-120 WEIGHT: 60 LBS / 27.21 Kg
1210-7641-130 WEIGHT: 65 LBS / 29.48 Kg



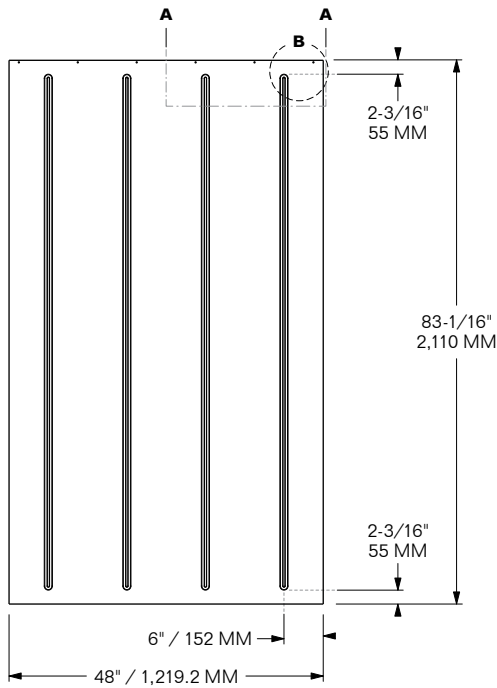
CONTAINER SIDE PANEL

STAINLESS STEEL (INNER), 4-RIB

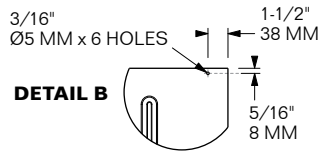
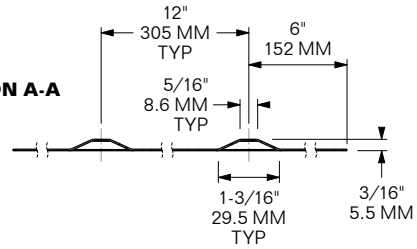
REEFER CONTAINERS

MODEL 1211-6447

INNER SIDE PANEL
Stainless Steel, 4-Rib,
Low-Profile (5.5 mm)



SECTION A-A



SUB FOR: MAERSK 7762235, 7762204, 7762234
FITS: MCIQ REEFER **LENGTH:** 83-1/16" / 2,110 MM
THICKNESS: 1/32" / 0.7 MM
MATERIAL: STAINLESS STEEL **FINISH:** SELF-COLOR
WEIGHT: 34.4 LBS / 15.6 Kg

1211

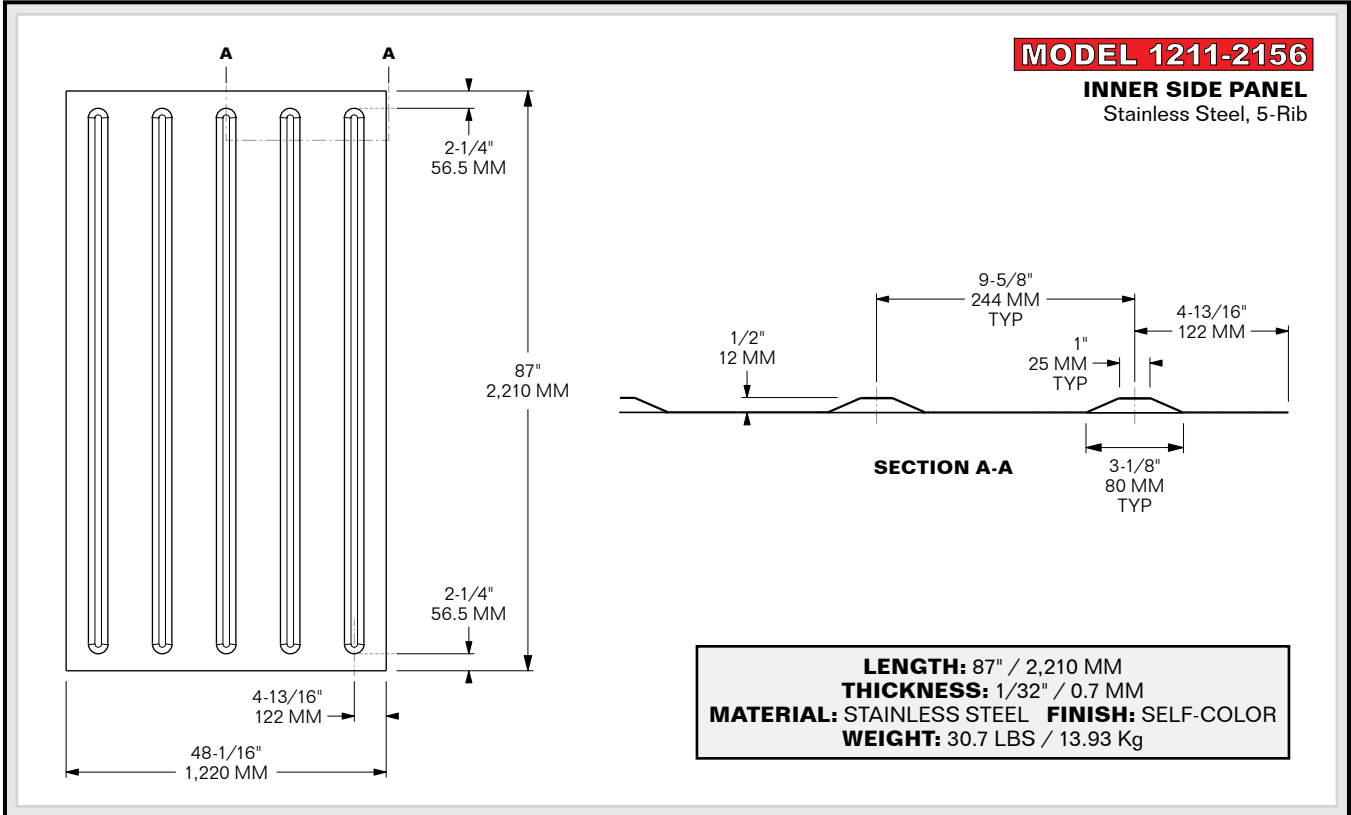
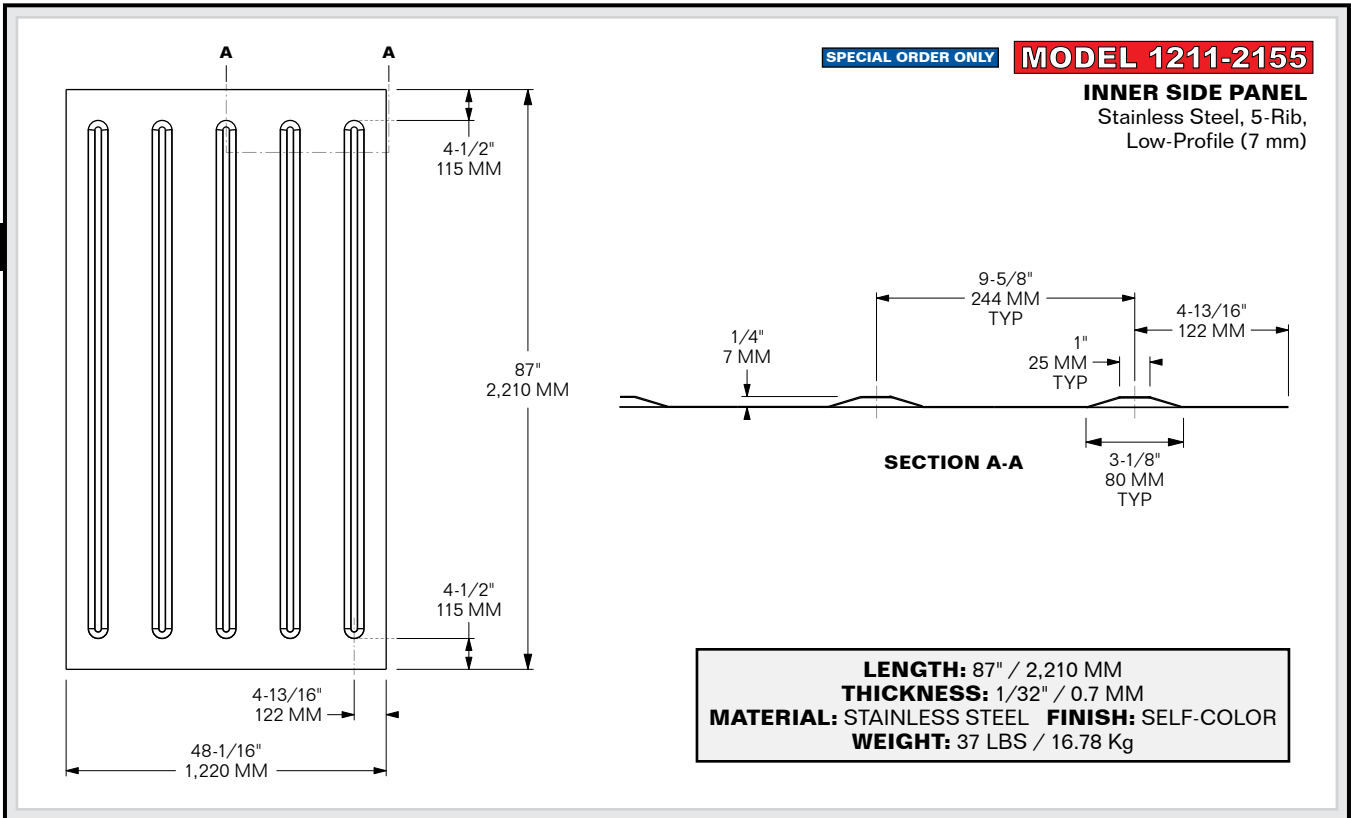


CONTAINER SIDE PANELS

STAINLESS STEEL (INNER), 5-RIB

REEFER CONTAINERS

1211

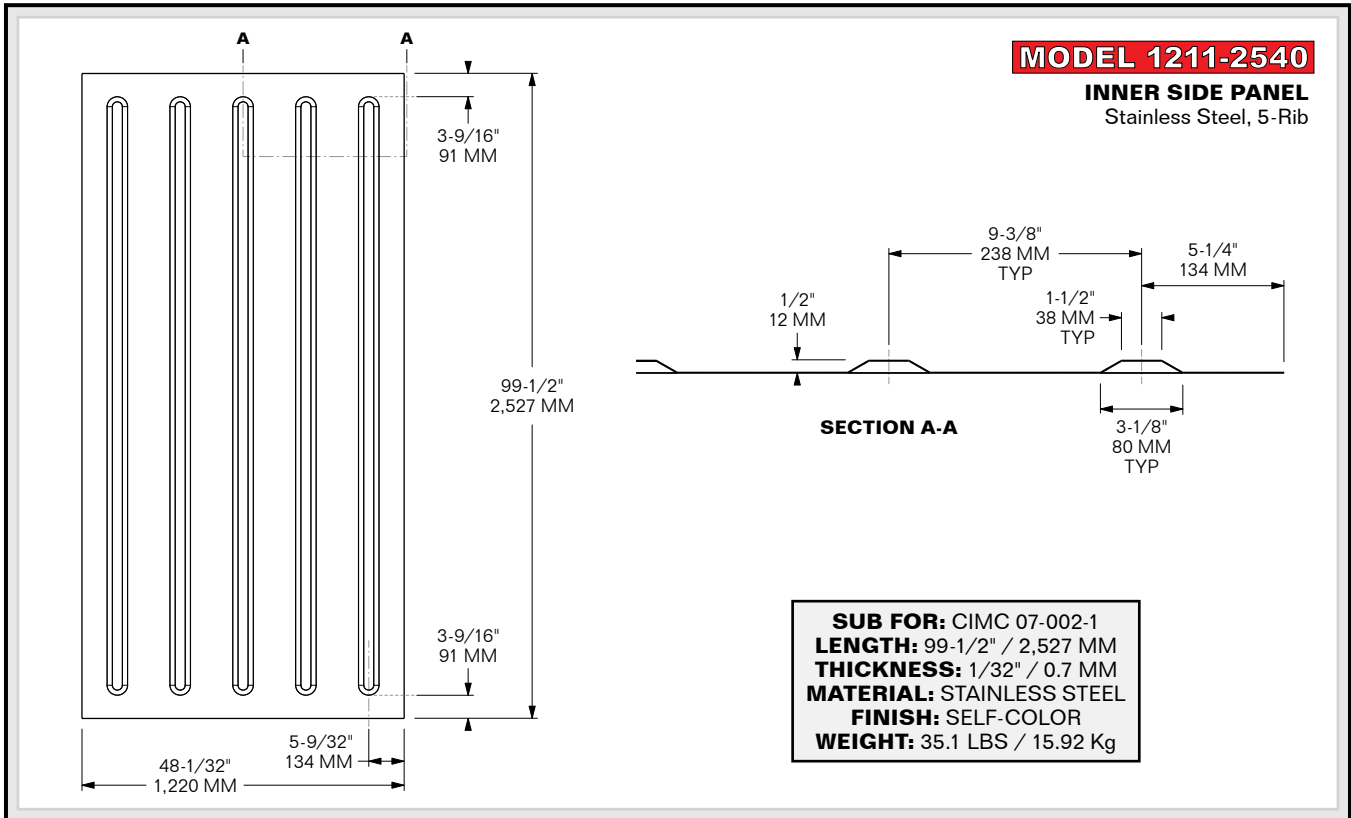




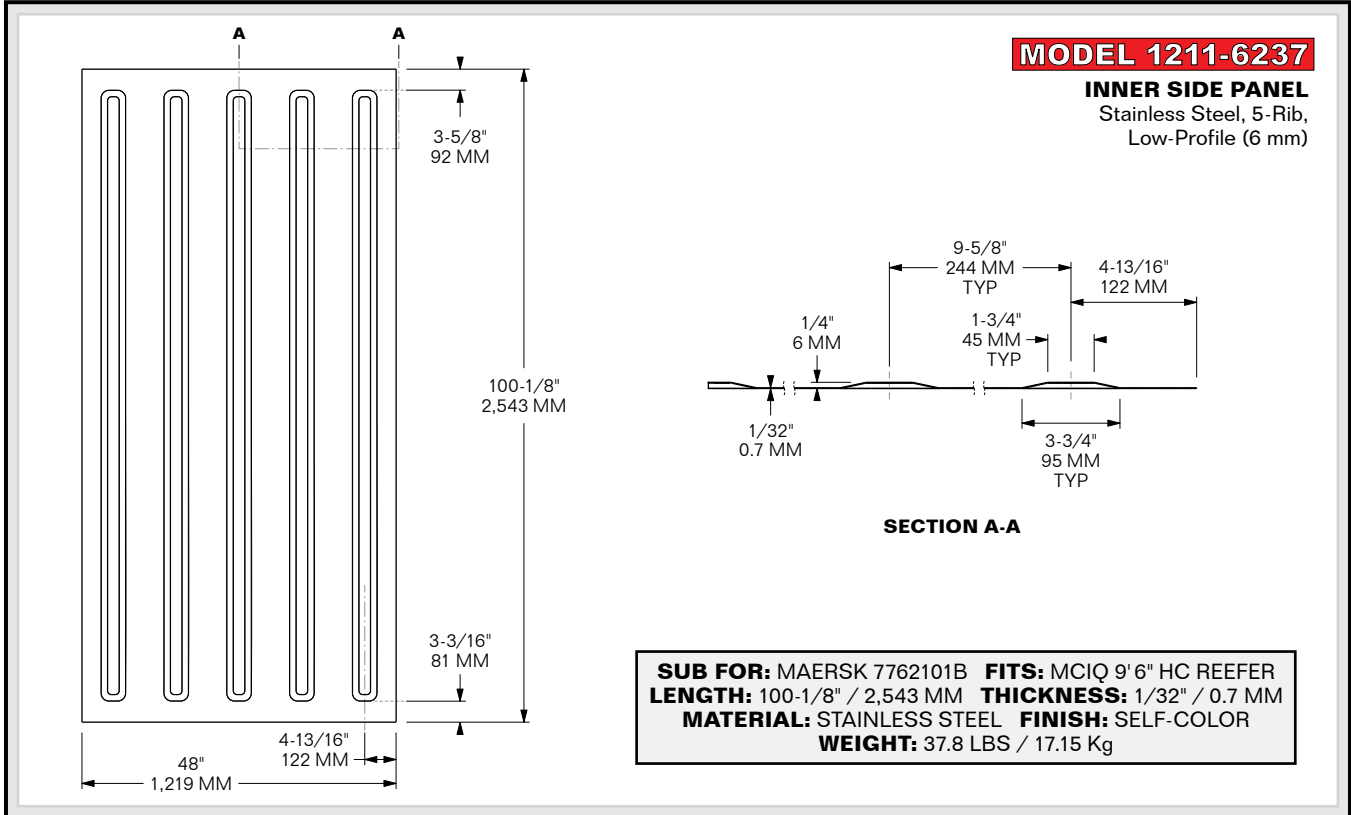
CONTAINER SIDE PANELS

STAINLESS STEEL (INNER), 5-RIB

REEFER CONTAINERS



1211



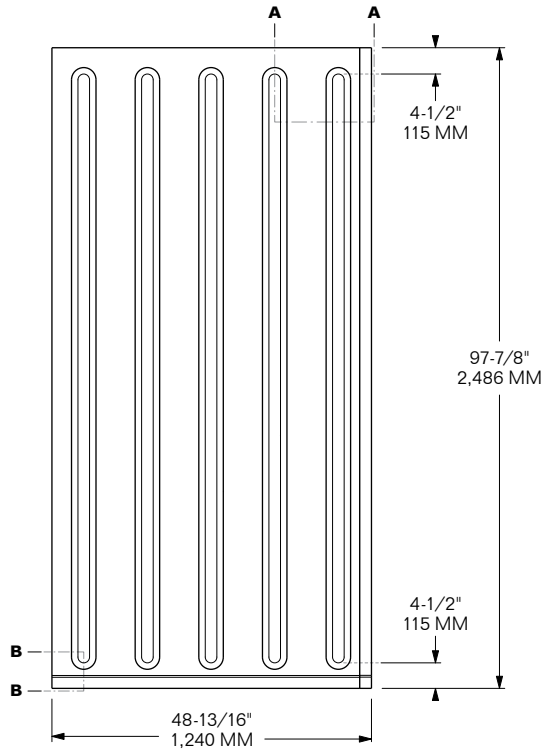


CONTAINER SIDE PANELS

STAINLESS STEEL (INNER), 5-RIB

REEFER CONTAINERS

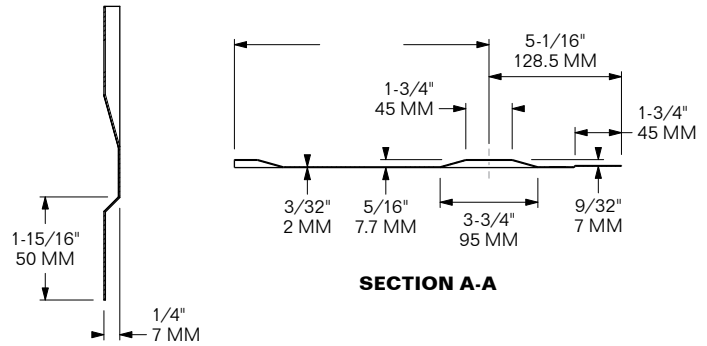
1211



MODEL 1211-7631-L

MODEL 1211-7631-R

INNER STARTER PANEL (Door End)
Stainless Steel, 5-Rib,
Low-Profile (7 mm)

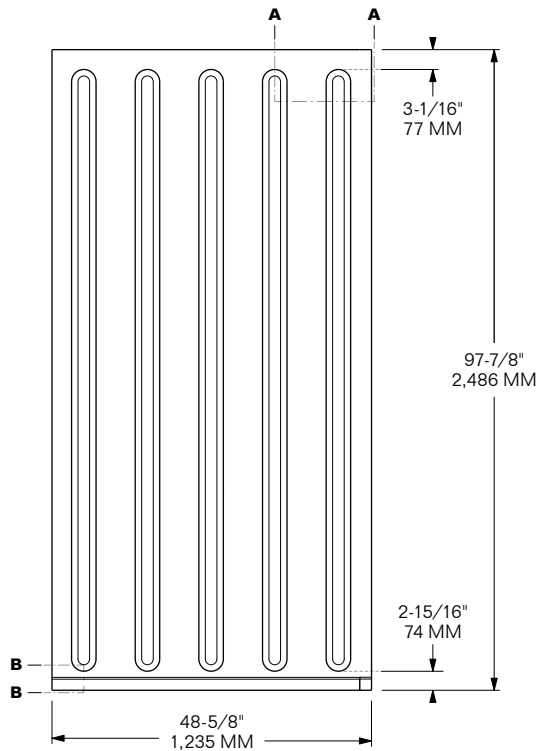


SECTION A-A

1211-7631-R is shown dimensioned.
1211-7631-L is a mirror image.

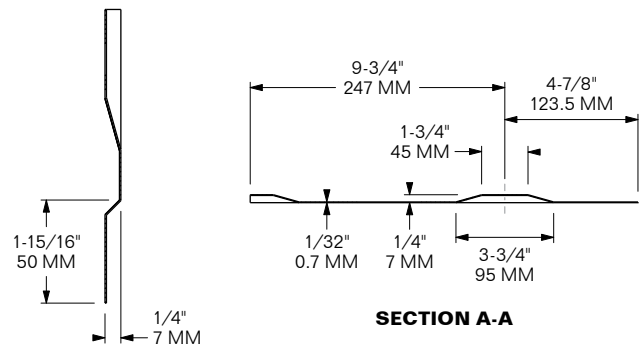
SECTION B-B

SUB FOR: CIMC SA17-051-U1-QD **FITS:** CIMC 40' x 96' REEFER
LENGTH: 97-7/8" / 2,486 MM **THICKNESS:** 1/32" / 0.7 MM
MATERIAL: STAINLESS STEEL **FINISH:** SELF-COLOR
WEIGHT: 35 LBS / 15.8 Kg



MODEL 1211-7632

INNER MAIN SIDE PANEL
Stainless Steel, 5-Rib,
Low-Profile (7 mm)



SECTION A-A

SECTION B-B


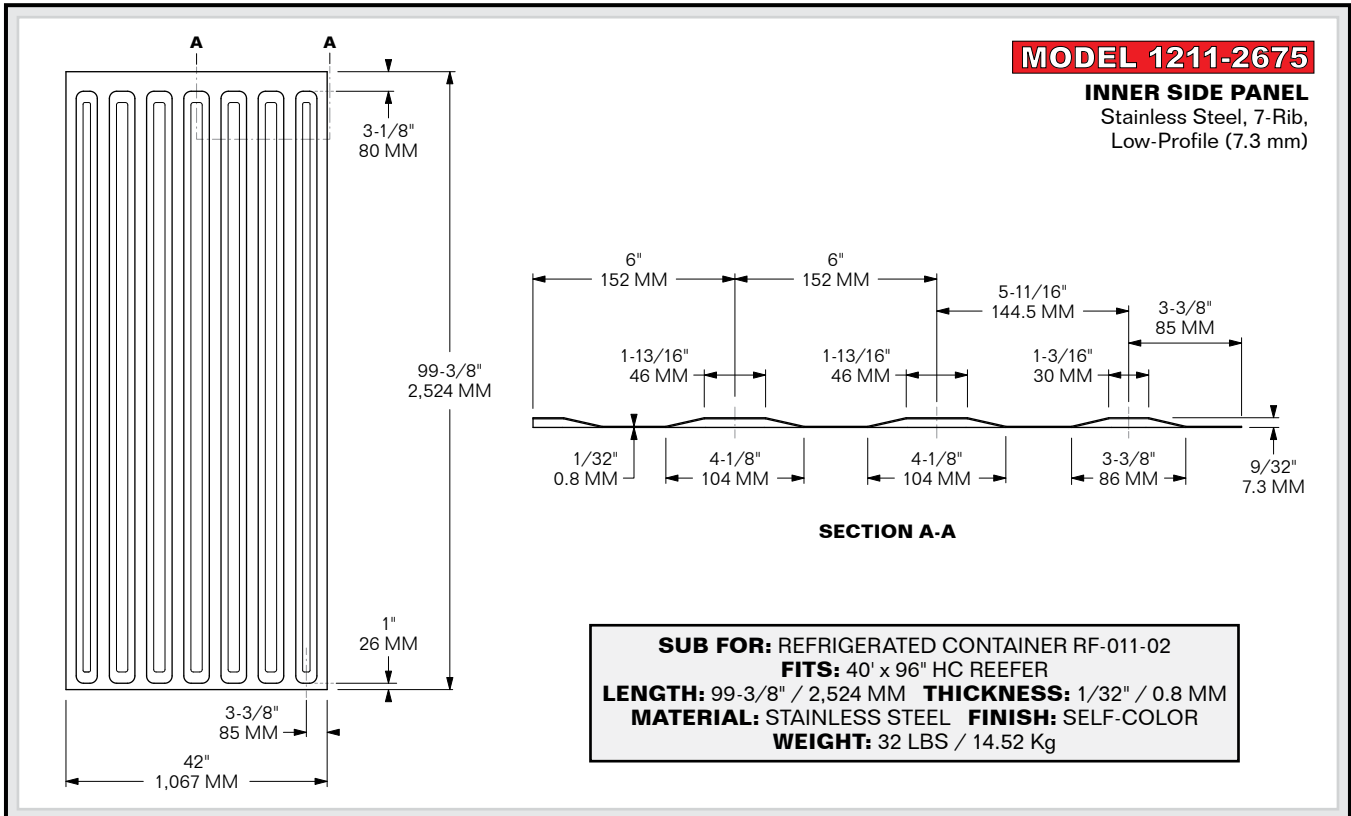
SUB FOR: CIMC SA17-050-U1-QD **FITS:** CIMC
LENGTH: 97-7/8" / 2,486 MM **THICKNESS:** 1/32" / 0.7 MM
MATERIAL: STAINLESS STEEL **FINISH:** SELF-COLOR
WEIGHT: 36 LBS / 16.3 Kg



CONTAINER SIDE PANEL

STAINLESS STEEL (INNER), 7-RIB

REEFER CONTAINERS



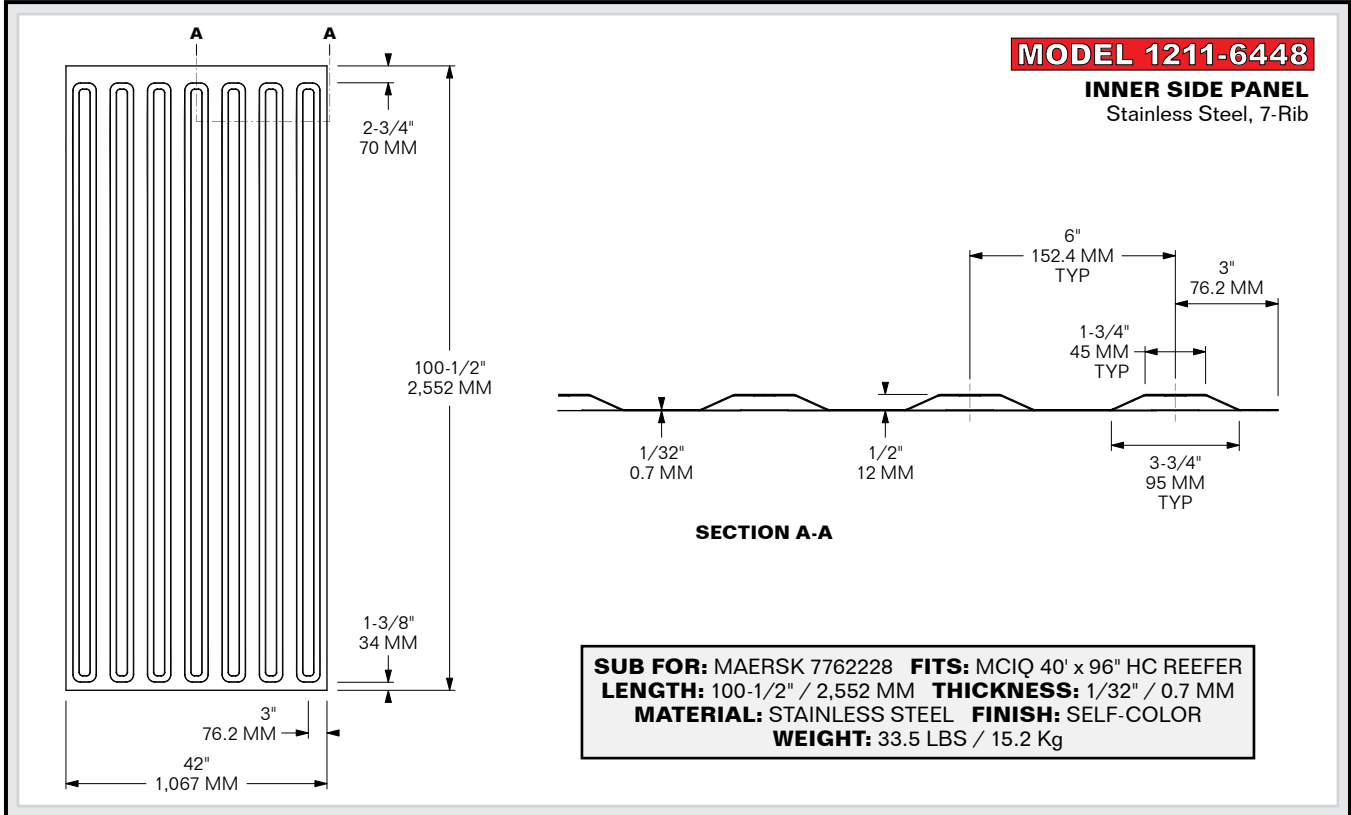
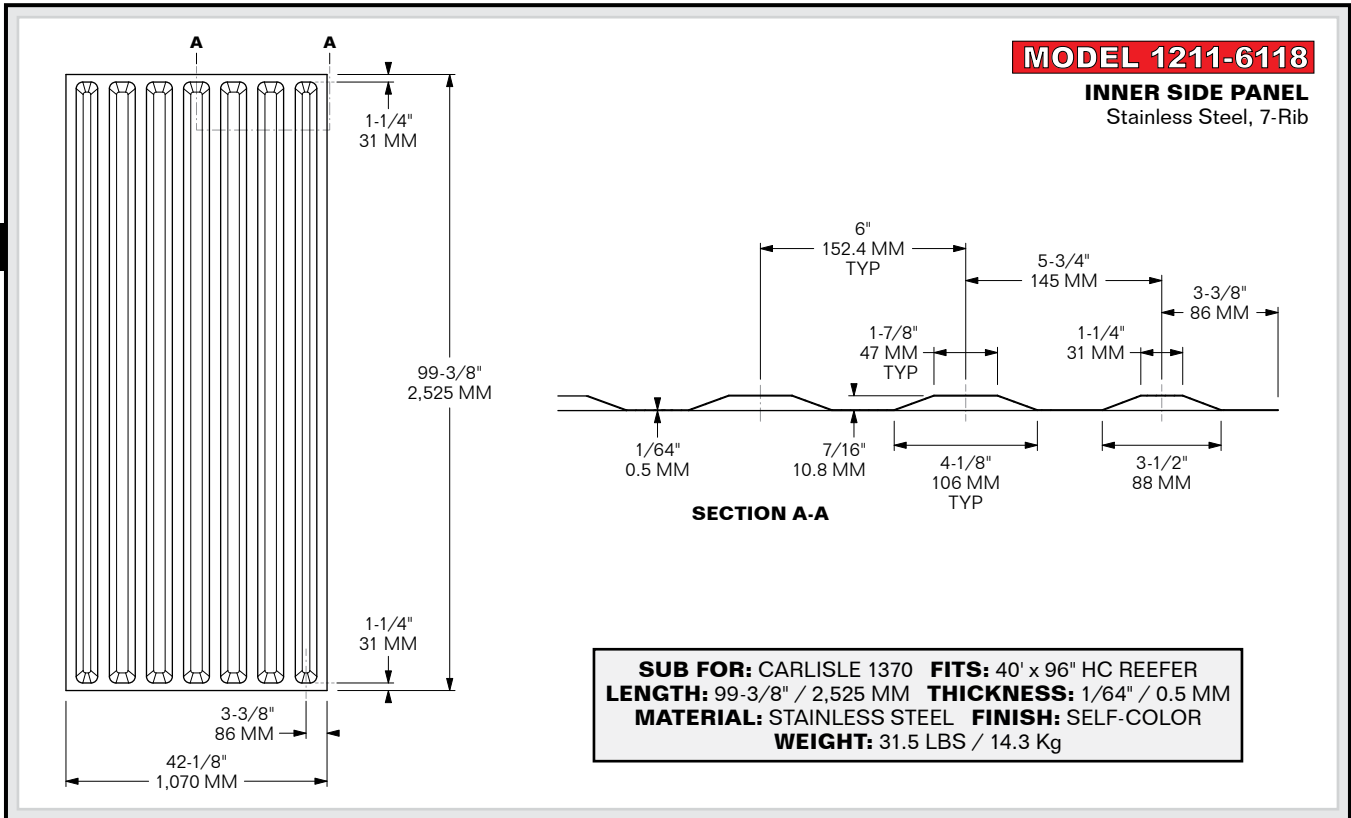


CONTAINER SIDE PANELS

STAINLESS STEEL (INNER), 7-RIB

REEFER CONTAINERS

1211

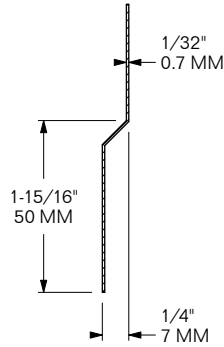
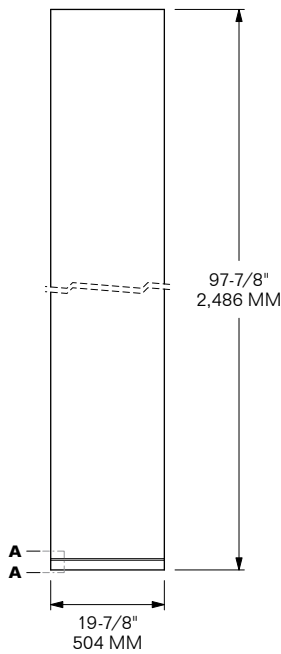




CONTAINER SIDE PANEL STAINLESS STEEL (INNER), NON-RIBBED REEFER CONTAINERS

MODEL 1211-7633

INNER STARTER PANEL (Front End)
Stainless Steel, Non-Ribbed



SECTION A-A

SUB FOR: CIMC SA12-035-11-QD **FITS:** CIMC 40' x 96" HC REEFER
LENGTH: 97-7/8" / 2,486 MM **THICKNESS:** 1/32" / 0.7 MM
MATERIAL: STAINLESS STEEL **FINISH:** SELF-COLOR
WEIGHT: 14 LBS / 6.3 Kg

1211

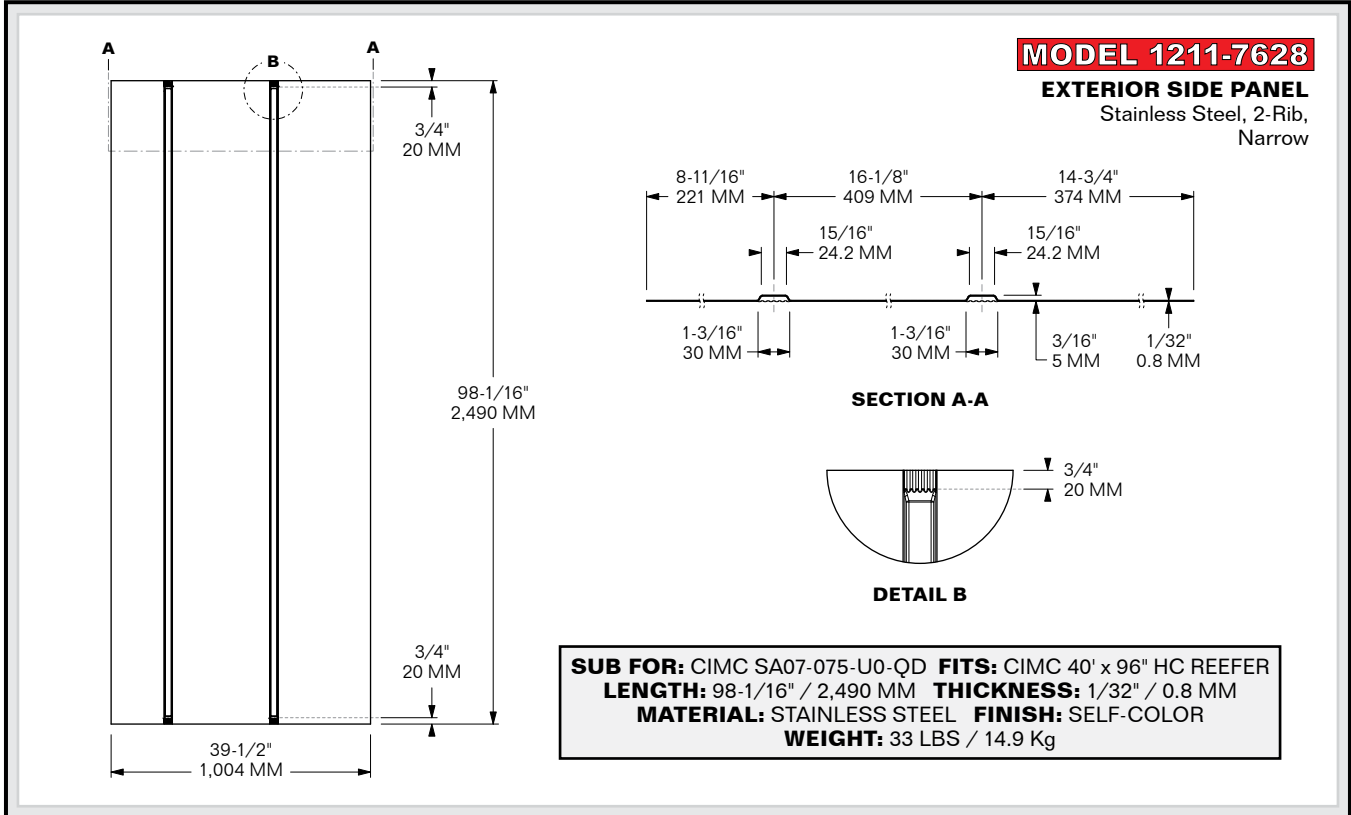
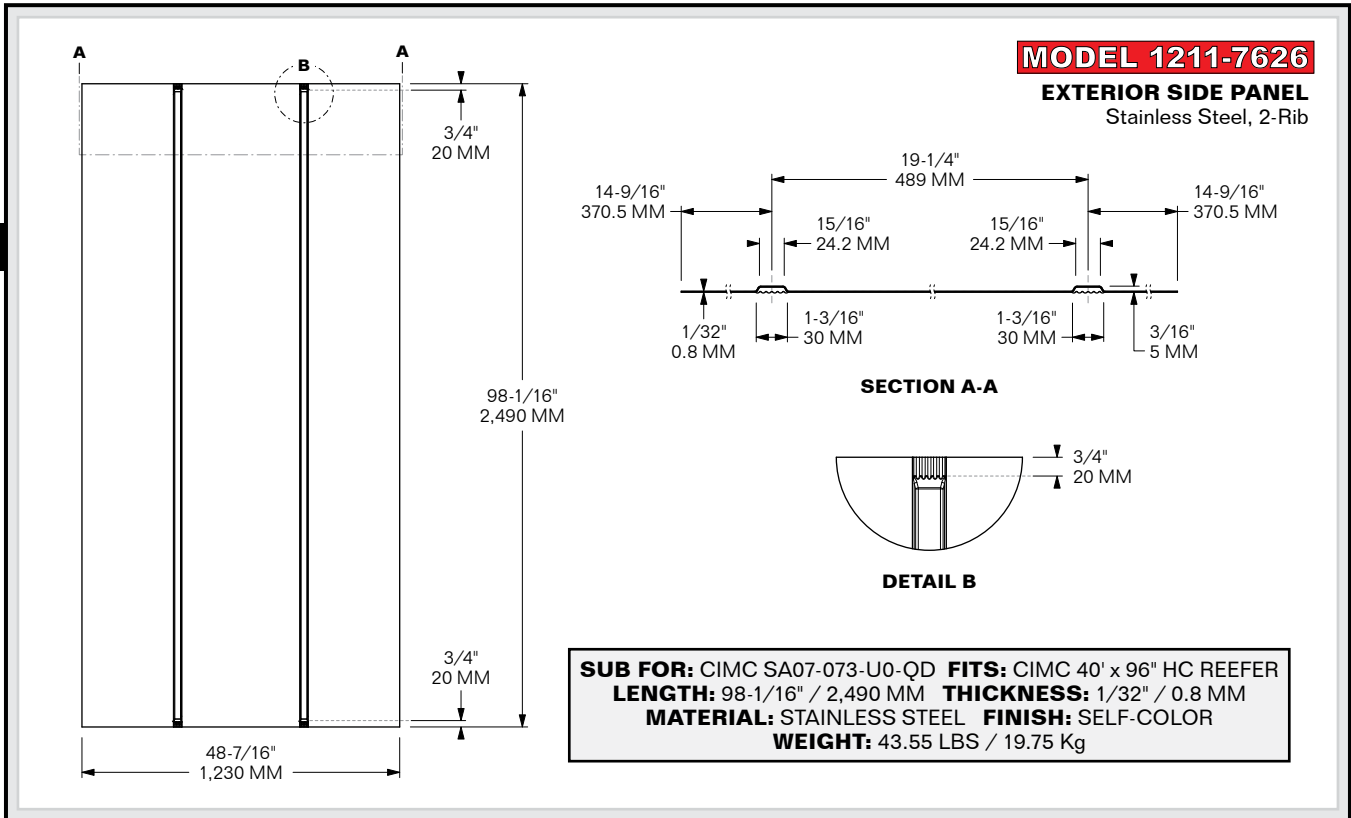


CONTAINER SIDE PANELS

STAINLESS STEEL (EXTERIOR), 2-RIB

REEFER CONTAINERS

1211

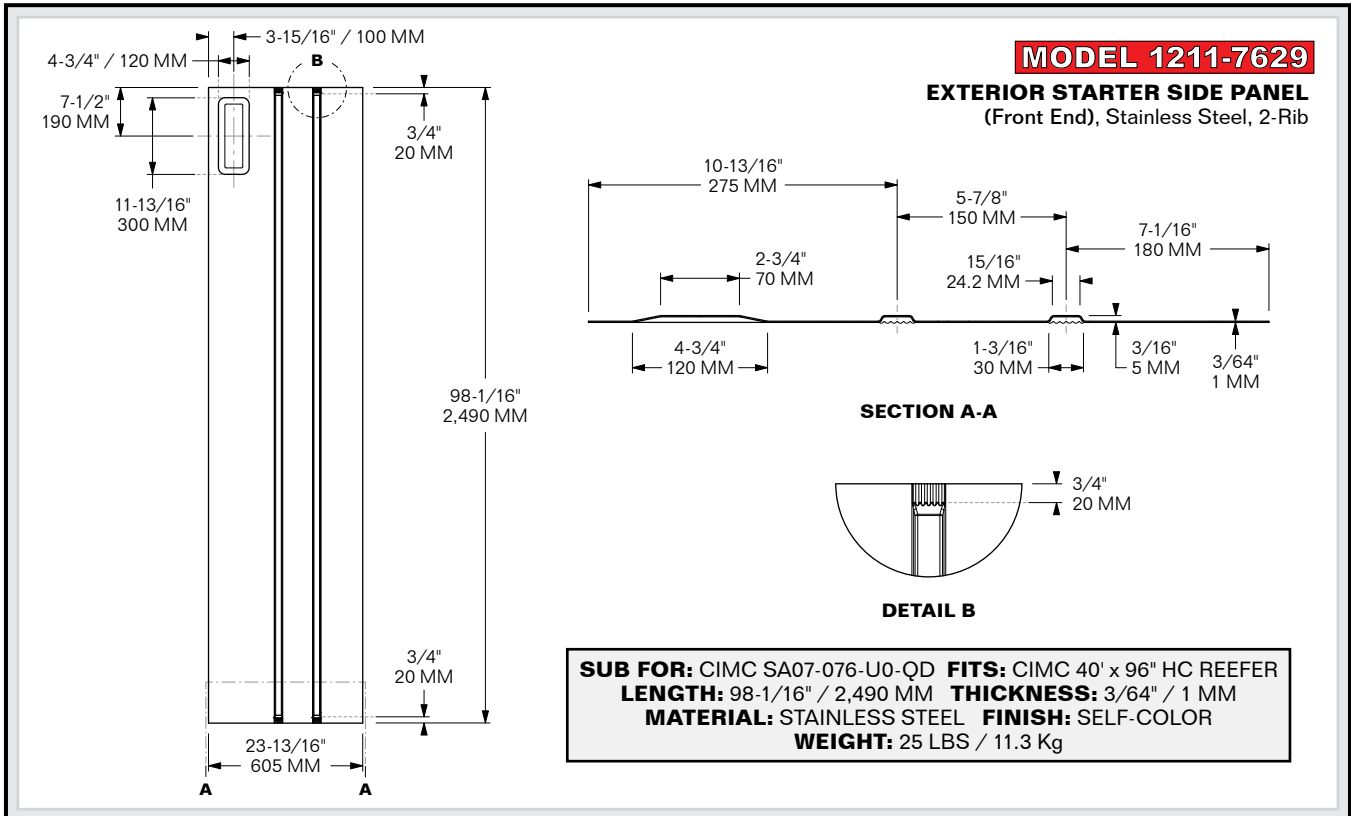




CONTAINER SIDE PANEL

STAINLESS STEEL (EXTERIOR), 2-RIB

REEFER CONTAINERS



1211

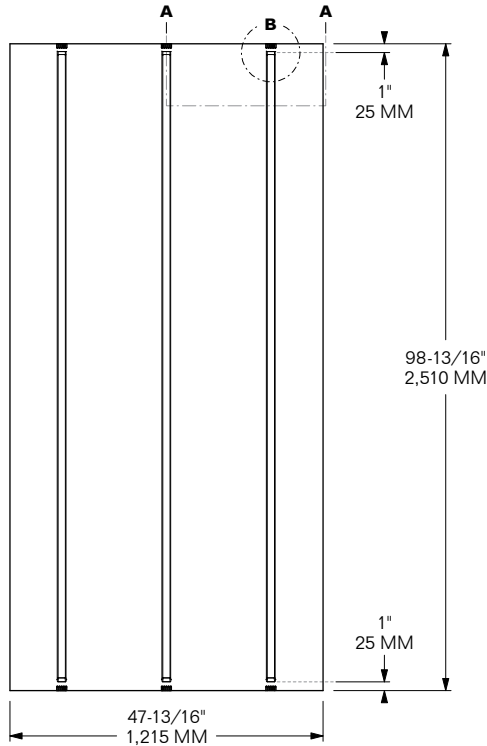


CONTAINER SIDE PANELS

STAINLESS STEEL (EXTERIOR), 3-RIB

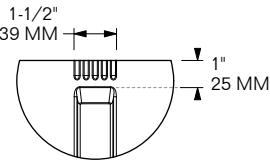
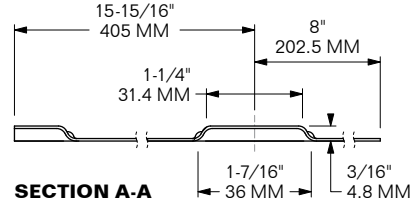
REEFER CONTAINERS

1211




MODEL 1211-6238

EXTERIOR SIDE PANEL
Stainless Steel, 3-Rib



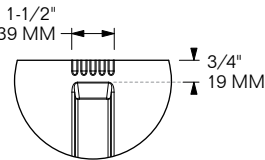
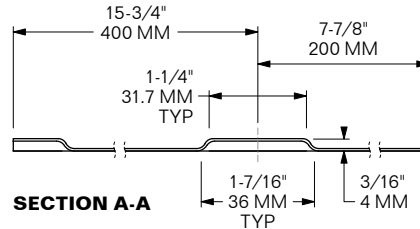
DETAIL B

SUB FOR: MAERSK 7162254, 7162264
FITS: MCIQ 40' x 96" HC REEFER
LENGTH: 98-13/16" / 2,510 MM **THICKNESS:** 1/16" / 0.8 MM
MATERIAL: STAINLESS STEEL **FINISH:** SELF-COLOR
WEIGHT: 41.8 LBS / 18.96 Kg



MODEL 1211-6451

EXTERIOR SIDE PANEL
Stainless Steel, 3-Rib



DETAIL B

SUB FOR: MAERSK 7162252, 7162263
FITS: MCIQ 40' x 96" HC REEFER
LENGTH: 98-7/16" / 2,500 MM **THICKNESS:** 1/16" / 0.8 MM
MATERIAL: STAINLESS STEEL **FINISH:** SELF-COLOR
WEIGHT: 40 LBS / 18.4 Kg



CONTAINER SIDE PANELS

STAINLESS STEEL (EXTERIOR), 3-RIB

REEFER CONTAINERS

1211

MODEL 1211-7624
EXTERIOR STARTER SIDE PANEL
 (Door End), Stainless Steel, 3-Rib

SUB FOR: CIMC SA08-082-U0-QD **FITS:** CIMC 40' x 96" HC REEFER
LENGTH: 98-1/16" / 2,490 MM **THICKNESS:** 1/32" / 1 MM
MATERIAL: STAINLESS STEEL **FINISH:** SELF-COLOR
WEIGHT: 25 LBS / 11.34 Kg


MODEL 1211-7627
EXTERIOR MAIN SIDE PANEL
 Stainless Steel, 3-Rib

SUB FOR: CIMC SA08-081-U0-QD **FITS:** CIMC 40' x 96" HC REEFER
LENGTH: 98-1/16" / 2,490 MM **THICKNESS:** 1/32" / 0.8 MM
MATERIAL: STAINLESS STEEL **FINISH:** SELF-COLOR
WEIGHT: 43.7 LBS / 19.82 Kg



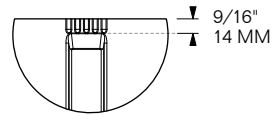
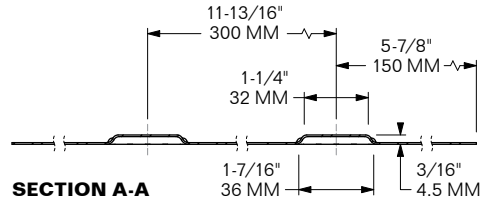
CONTAINER SIDE PANEL STAINLESS STEEL (EXTERIOR), 4-RIB REEFER CONTAINERS

1211



MODEL 1211-8725

EXTERIOR SIDE PANEL
Stainless Steel, 4-Rib



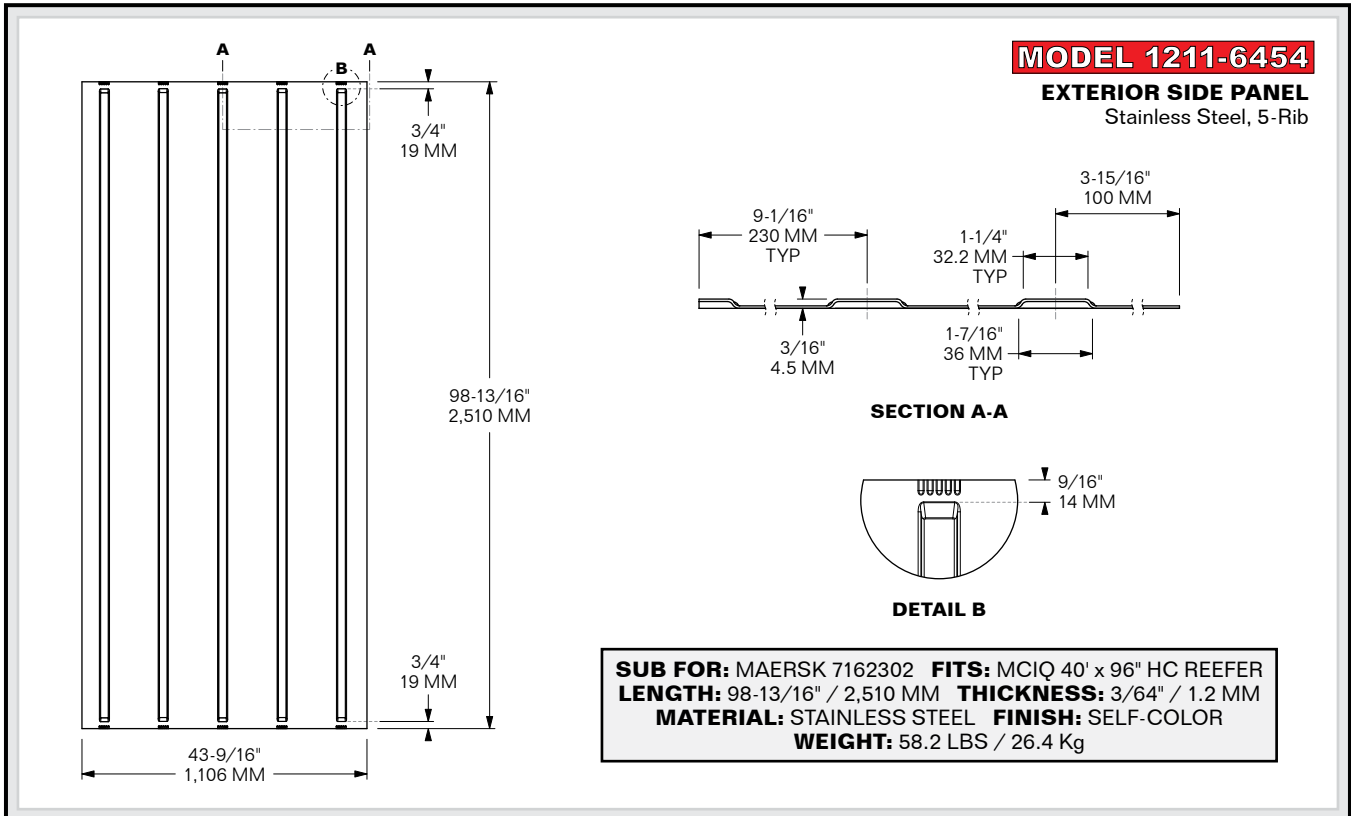
SUB FOR: MAERSK 7162253A **FITS:** MCIQ REEFER
LENGTH: 98-7/16" / 2,500 MM **THICKNESS:** 1/32" / 0.8 MM
MATERIAL: STAINLESS STEEL **FINISH:** SELF-COLOR
WEIGHT: 39 LBS / 17.69 Kg



CONTAINER SIDE PANEL

STAINLESS STEEL (EXTERIOR), 5-RIB

REEFER CONTAINERS



1211

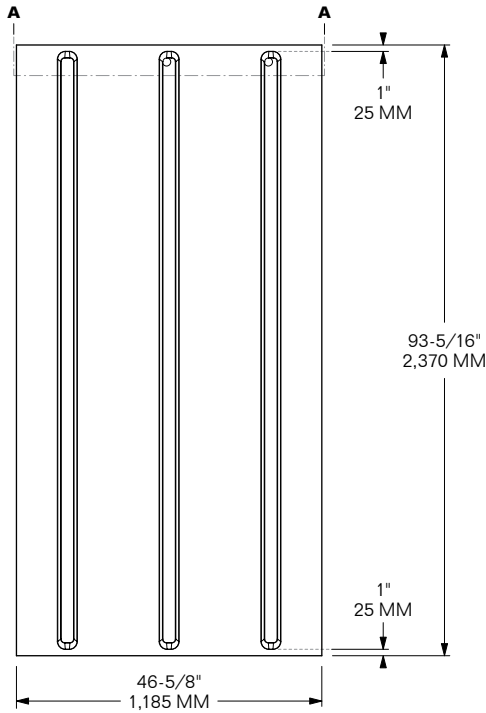




CONTAINER ROOF PANELS

STAINLESS STEEL REEFER CONTAINERS

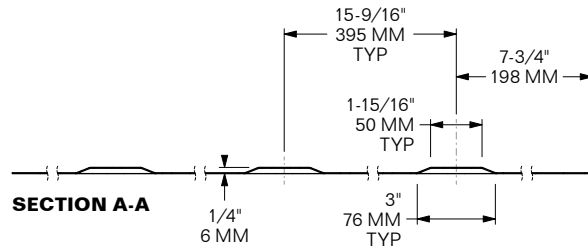
1211



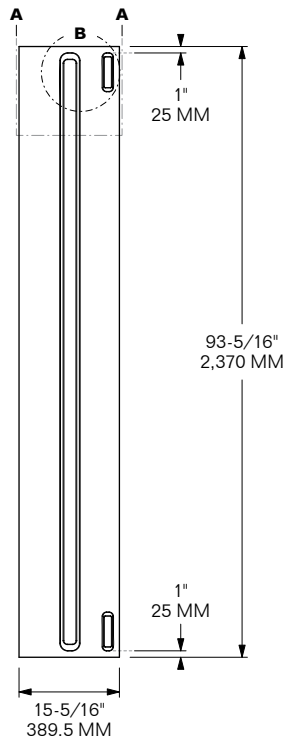
SPECIAL ORDER ONLY

MODEL 1211-6239

EXTERIOR ROOF PANEL
Stainless Steel, 3-Rib

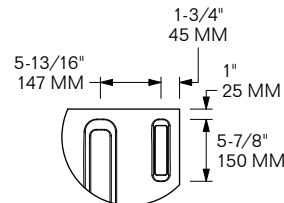
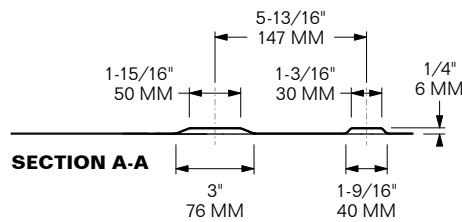


SUB FOR: MAERSK 7772603A **FITS:** MCIQ 40' x 96" HC REEFER
LENGTH: 93-5/16" / 2,370 MM **THICKNESS:** 1/32" / 0.8 MM
MATERIAL: STAINLESS STEEL **FINISH:** SELF-COLOR
WEIGHT: 38.8 LBS / 17.6 Kg



MODEL 1211-6455

EXTERIOR ROOF END PANEL
Stainless Steel, 1-Rib



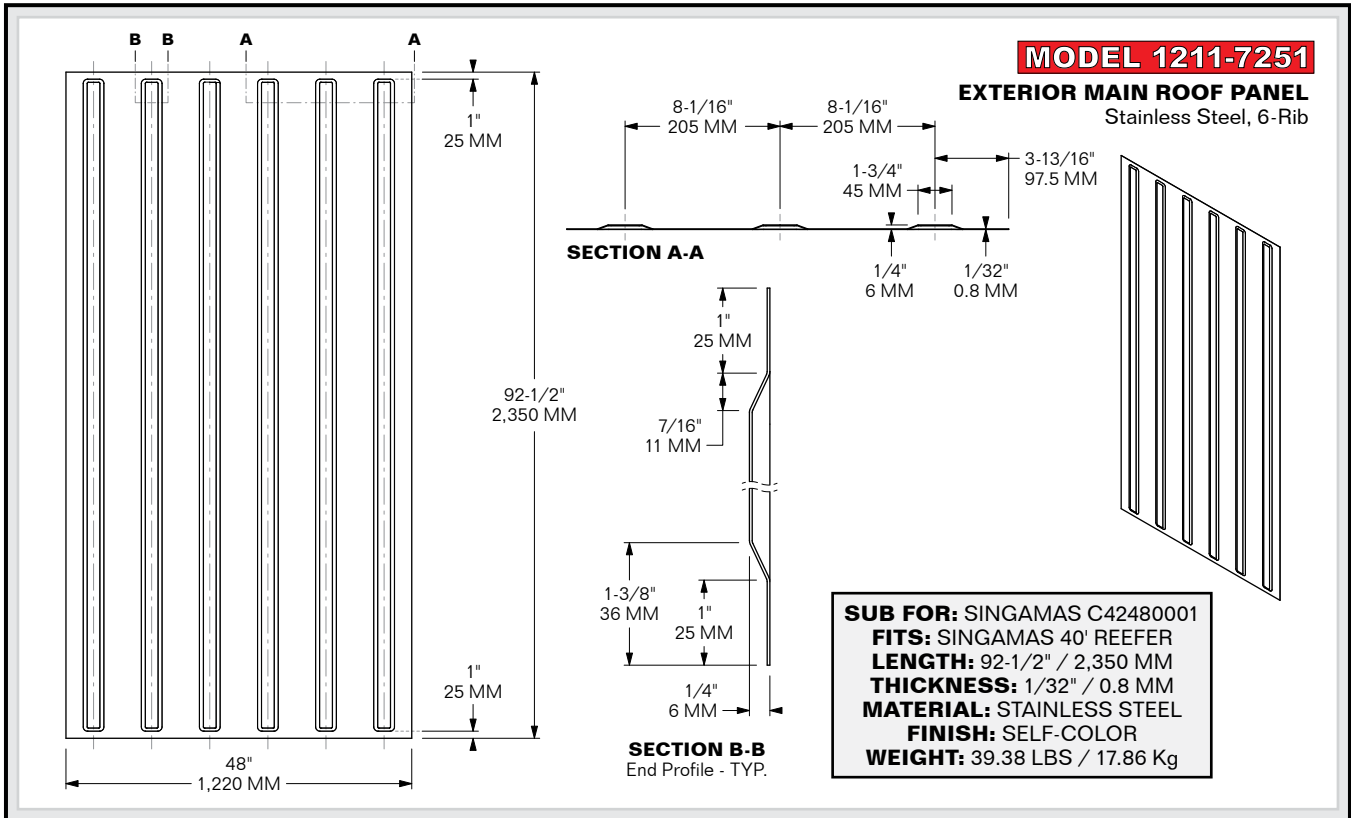
DETAIL B

SUB FOR: MAERSK 7772210 **FITS:** MCIQ 40' x 96" HC REEFER
LENGTH: 93-5/16" / 2,370 MM **THICKNESS:** 1/32" / 0.8 MM
MATERIAL: STAINLESS STEEL **FINISH:** SELF-COLOR
WEIGHT: 12.8 LBS / 5.8 Kg

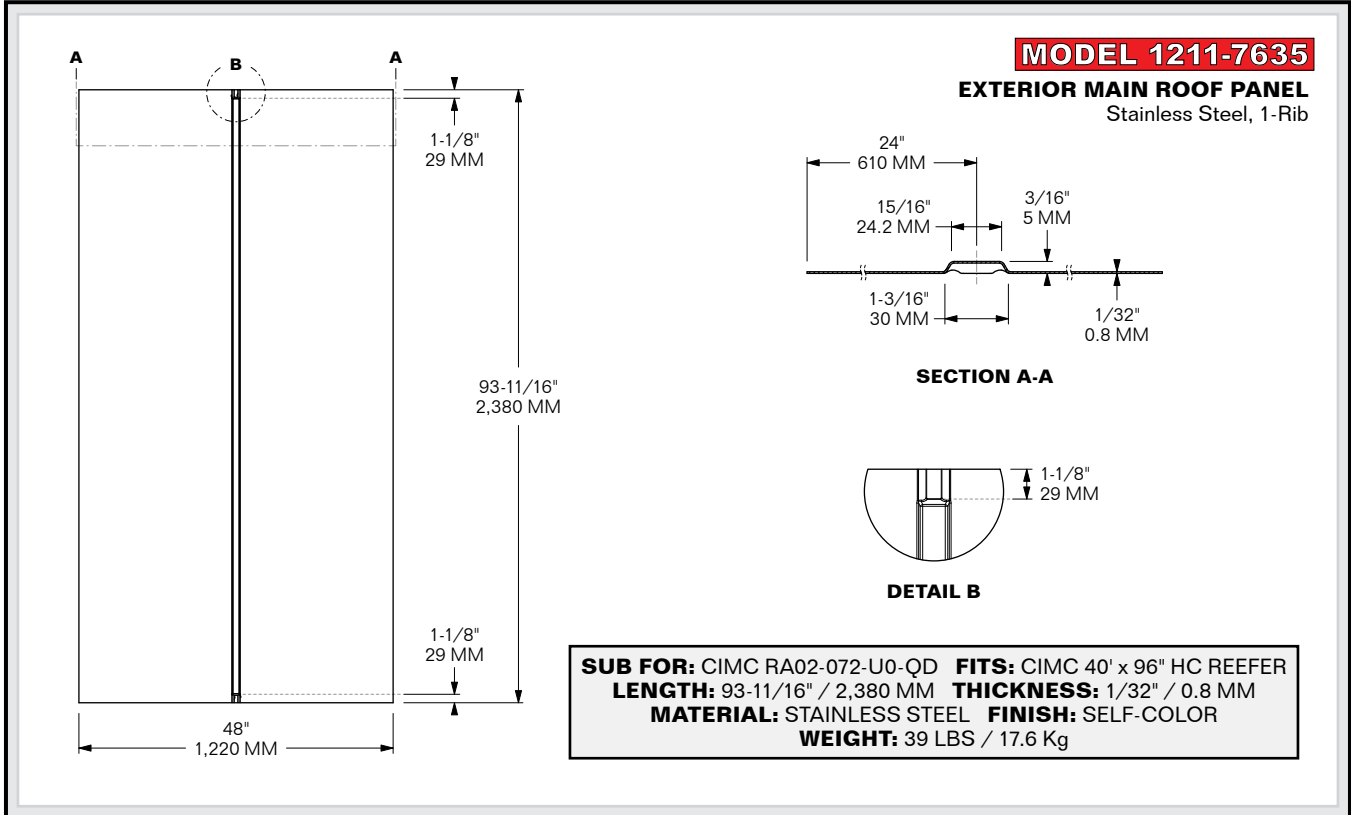


CONTAINER ROOF PANELS

STAINLESS STEEL REEFER CONTAINERS



1211





CONTAINER ROOF PANELS

STAINLESS STEEL REEFER CONTAINERS

1211

MODEL 1211-7637

EXTERIOR INTERMEDIATE ROOF PANEL
Stainless Steel, 1-Rib

SUB FOR: CIMC RA02-017-U0-QD
FITS: CIMC 40' x 96" HC REEFER
LENGTH: 93-11/16" / 2,380 MM **THICKNESS:** 1/32" / 0.8 MM
MATERIAL: STAINLESS STEEL **FINISH:** SELF-COLOR
WEIGHT: 39 LBS / 17.7 Kg

MODEL 1211-8958

EXTERIOR MAIN ROOF PANEL
Stainless Steel, 4-Rib

SUB FOR: MAERSK 7560100-C **FITS:** MCIQ REEFER
LENGTH: 92-1/2" / 2,350 MM **THICKNESS:** 1/32" / 0.8 MM
MATERIAL: STAINLESS STEEL **FINISH:** SELF-COLOR
WEIGHT: 35.05 LBS / 15.9 Kg

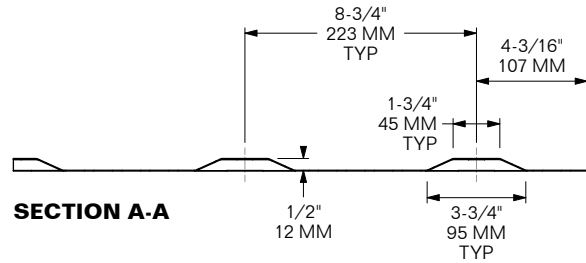
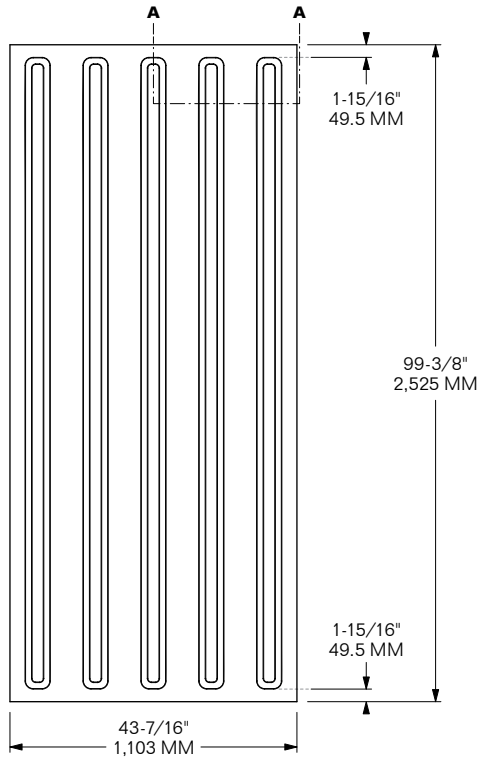


CONTAINER DOOR PANELS

STAINLESS STEEL (INNER), 5-RIB
REEFER CONTAINERS

MODEL 1211-6245

INNER DOOR LINING PANEL
Stainless Steel, 5-Rib



SUB FOR: MAERSK 7752002
FITS: MCIQ/TRITON 40' x 96" HC REEFER
LENGTH: 99-3/8" / 2,525 MM **THICKNESS:** 1/32" / 0.7 MM
MATERIAL: STAINLESS STEEL **FINISH:** SELF-COLOR
WEIGHT: 35.8 LBS / 16.24 Kg

1211

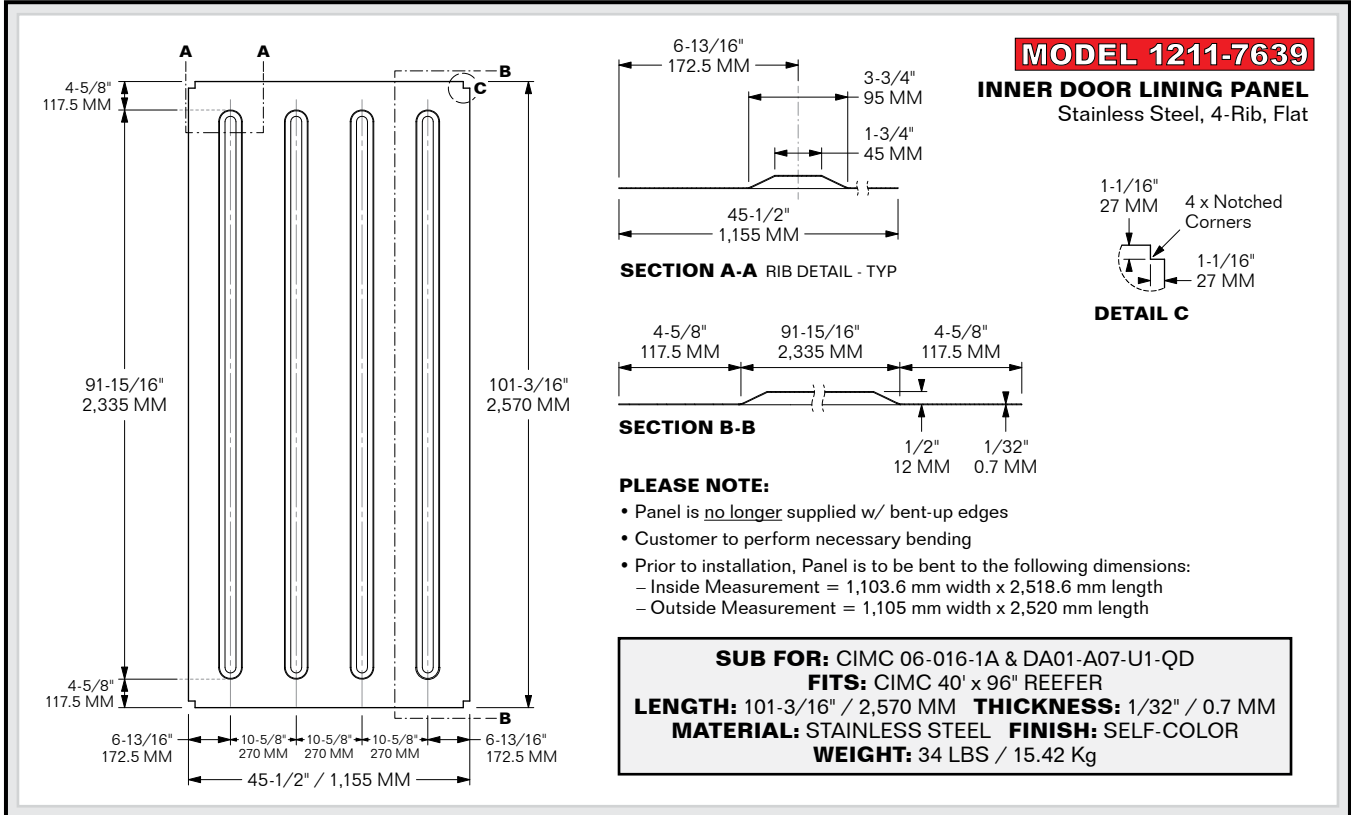
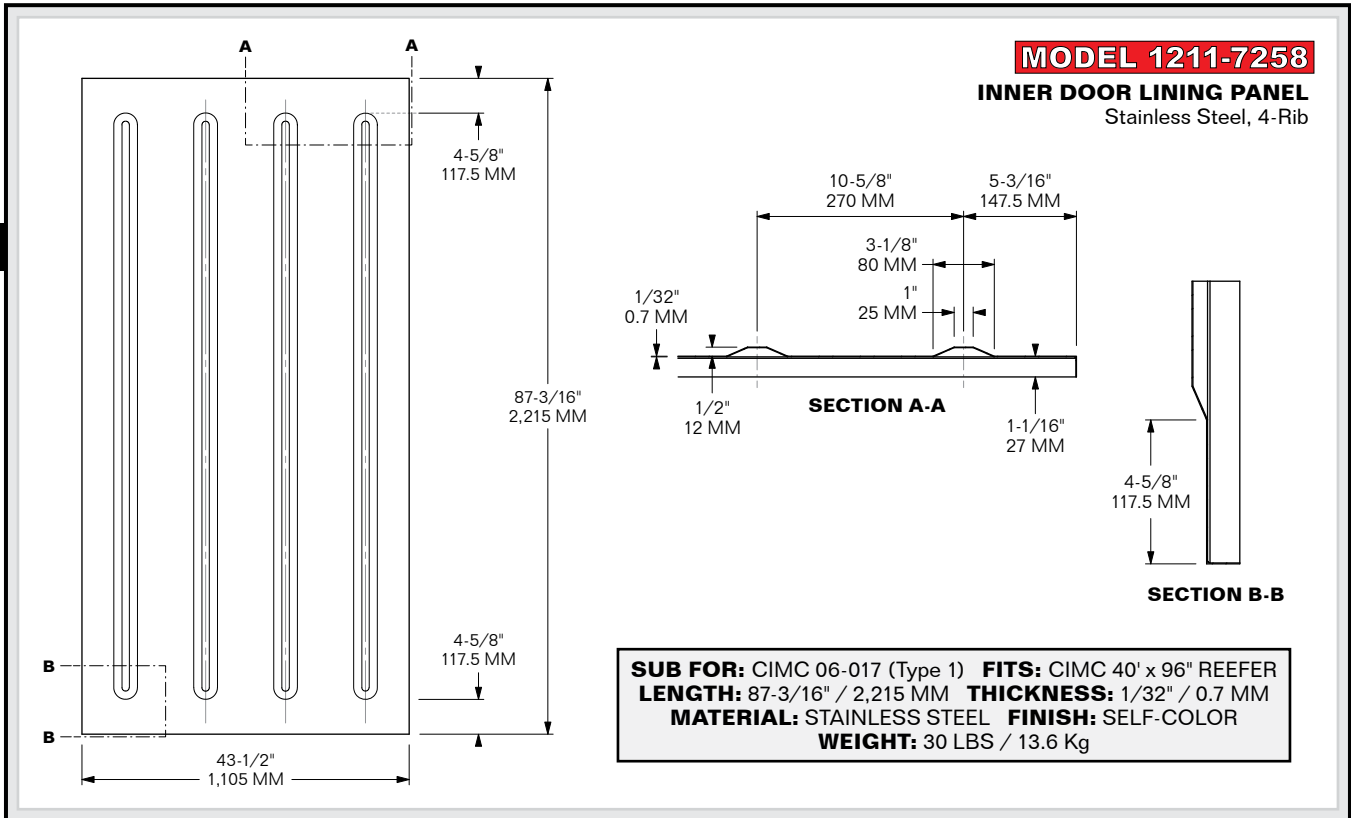


CONTAINER DOOR PANELS

STAINLESS STEEL (INNER), 4-RIB

REEFER CONTAINERS

1211





STAINLESS STEEL FLAT SHEETS

REEFER CONTAINERS | REEFER VAN TRAILERS

STAINLESS STEEL FLAT SHEETS

| | MODEL | WIDTH | LENGTH | THICKNESS | WEIGHT |
|----------------------|----------------------------------|-----------------|------------------|-----------------------------|-----------------------|
| SPECIAL ORDER | MODEL 1211-6992 | 48" 1,219 MM | 108" 2,743 MM | 18 GA. / 0.048" 1.22 MM | 70.12 LBS 31.81 Kg |
| SPECIAL ORDER | MODEL 1211-6993-409 | 48" 1,219 MM | 108" 2,743 MM | 20 GA. / 0.036" 0.914 MM | 52.6 LBS 23.86 Kg |
| | MODEL 1211-6994-304 | 48" 1,219 MM | 120" 3,048 MM | 22 GA. / 0.029" 0.76 MM | 48.57 LBS 22.03 Kg |
| | MODEL 1211-6995-409 | 48" 1,219 MM | 120" 3,048 MM | 20 GA. / 0.036" 0.914 MM | 58.43 LBS 26.5 Kg |
| SPECIAL ORDER | MODEL 1211-6995-304-PVC * | 48" 1,219 MM | 120" 3,048 MM | 20 GA. / 0.036" 0.914 MM | 59.64 LBS 27.05 Kg |
| SPECIAL ORDER | MODEL 1211-6996 | 48" 1,219 MM | 120" 3,048 MM | 18 GA. / 0.048" 1.22 MM | 78 LBS 35.38 Kg |
| SPECIAL ORDER | MODEL 1211-6997 | 48" 1,219 MM | 120" 3,048 MM | 16 GA. / 0.059" 1.52 MM | 97.06 LBS 44.03 Kg |

1211

MATERIAL: STAINLESS STEEL, except:
***6995-304-PVC MATERIAL:** GRADE 304SS w/ PVC PROTECTION
FINISH: SELF-COLOR

MODEL 1403-7704

EXTERNAL FLAT DOOR SHEET (SKIN) FOR REEFERS

LENGTH: 97-7/8" **WIDTH:** 42-3/16" **THICKNESS:** 1/16" / 1.6 MM
MATERIAL: STAINLESS STEEL **FINISH:** SELF-COLOR
WEIGHT: 72.8 LBS / 33.02 Kg

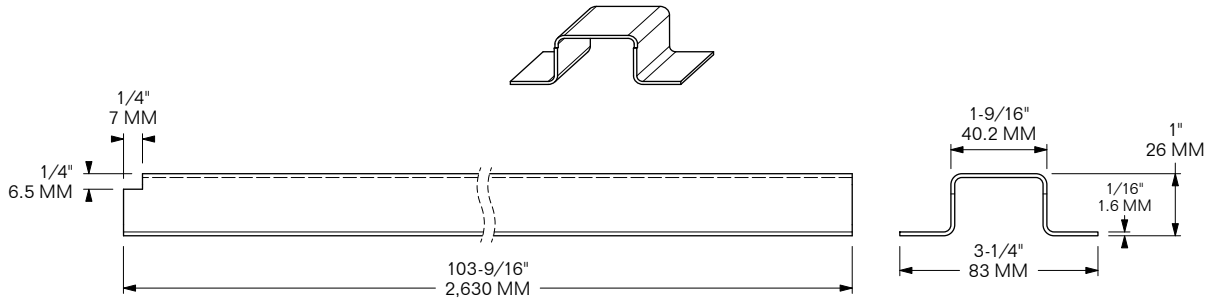


SIDE WALL POSTS

REEFER CONTAINERS

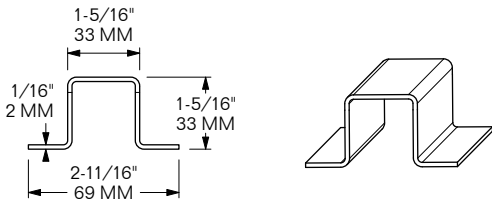
1212

MODEL 1212-6439



SUB FOR: MAERSK 7162459 **FITS:** MCIQ REEFER **LENGTH:** 103-9/16" / 2,630 MM
MATERIAL: CORTEN STEEL **FINISH:** PRIMER **WEIGHT:** 9.17 LBS / 4.16 Kg

MODEL 1212-6440

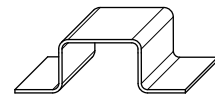
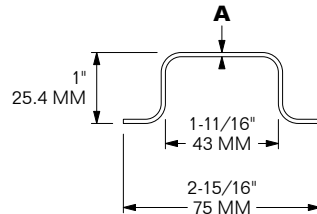


SUB FOR: MAERSK 7162456 **FITS:** MCIQ REEFER
LENGTH: 105-1/16" / 2,669 MM
MATERIAL: CORTEN STEEL **FINISH:** PRIMER
WEIGHT: 11.67 LBS / 5.3 Kg

MODEL 1212-7654

MODEL 1212-7655

for CIMC Reefer Containers



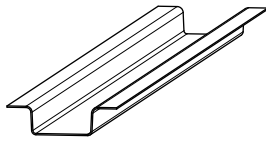
| MODEL | A | LENGTH | MATERIAL | FINISH | WEIGHT | SUB FOR |
|-----------|----------------|---------------------|--------------|-----------------|------------------|---------------|
| 1212-7654 | 1/16" / 1.6 MM | 99-7/32" / 2,520 MM | CORTEN STEEL | WELDABLE PRIMER | 7.2 LBS / 3.3 Kg | CIMC 07-003-1 |
| 1212-7655 | 1/32" / 0.8 MM | 99-7/32" / 2,520 MM | MGSS | SELF-COLOR | 3.5 LBS / 1.6 Kg | CIMC 07-003-2 |



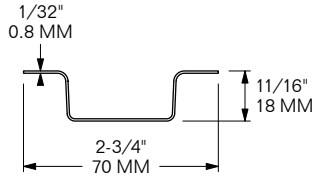
STAINLESS STEEL ROOF BOWS

REEFER CONTAINERS

SEE ALSO 1304-2 for ALUMINUM ROOF BOWS



MODEL 1212-7021
ROOF BOW



FITS: 40' REEFER CONTAINER
LENGTH: 92' / 2,337 MM
MATERIAL: FAB. STAINLESS STEEL
WEIGHT: 3.4 LBS / 1.54 Kg

1212





TABLE OF CONTENTS
ALUMINUM EXTRUSIONS &
STRUCTURAL COMPONENTS **1300**

PAGE NUMBERS

| | |
|----------------------|-----------------------------------|
| 1301-1 | SIDE TOP RAILS |
| 1302-1 | SIDE BOTTOM RAILS |
| 1304-2 | COVE MOULDINGS & ROOF BOWS |
| 1306-1 | FLAT SHEETS & SIDE PANELS |
| 1310-1 | CROSSMEMBER T-CLIPS |
| 1310-2 to -3 | CROSSMEMBERS |
| 1311-1 to -7 | T-FLOOR & COMPONENTS |
| 1311-8 to -11 | BAFFLE PLATES & CONNECTING PLATES |
| 1311-12 | BAFFLE PLATE HINGES |
| 1311-13 | TENSION SPRING |
| 1313-1 | FLAT BARS |
| 1313-2 | ANGLED BARS |
| 1314-1 | INTERIOR SIDE POSTS |



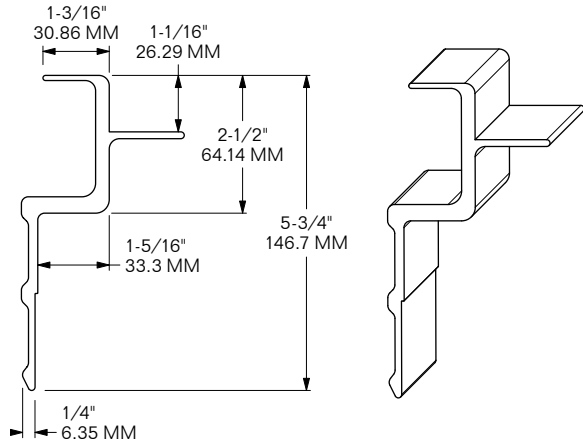


ALUMINUM SIDE RAILS

TOP

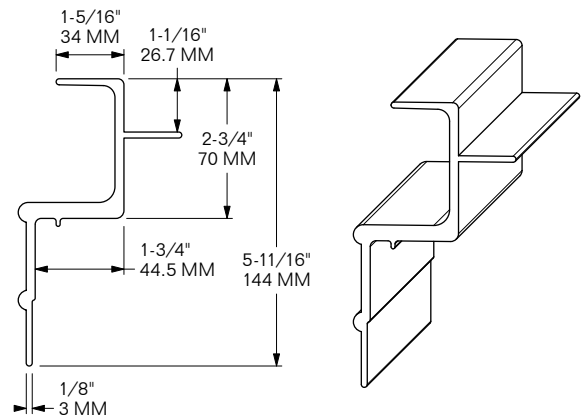
REEFER CONTAINERS

MODEL 1301-2125



SUB FOR: CIMC 11-005 & 11-007, FRUEHAUF X12533-A
FITS: NIPPON FRUEHAUF 40' **LENGTH:** 39' / 11,887 MM
MATERIAL: ALUMINUM **FINISH:** SELF-COLOR
WEIGHT: 87.1 LBS / 39.5 Kg

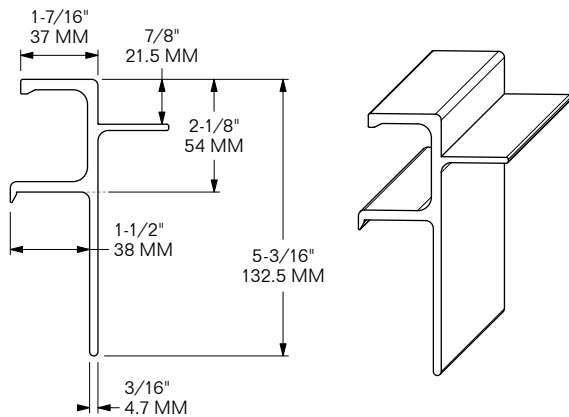
MODEL 1301-2314



FITS: EVERGREEN H.I. 40' **LENGTH:** 39' / 11,887 MM
MATERIAL: ALUMINUM ALLOY **FINISH:** SELF-COLOR
WEIGHT: 87.1 LBS / 39.51 Kg

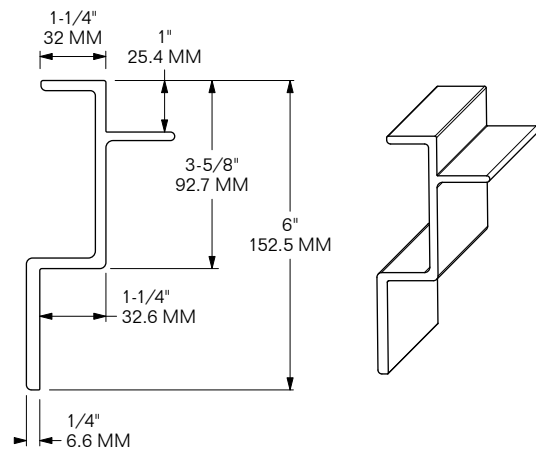
1301

MODEL 1301-2330



SUB FOR: HYUNDAI 10004927 & 10007338
FITS: HYUNDAI 40' **LENGTH:** 39' / 11,887 MM
MATERIAL: ALUMINUM ALLOY **FINISH:** SELF-COLOR
WEIGHT: 76.1 LBS / 34.52 Kg

MODEL 1301-2333



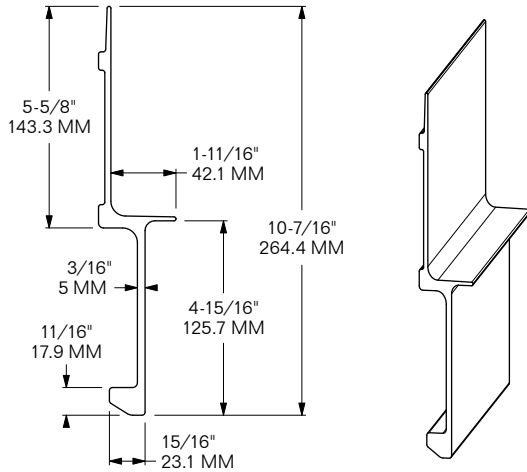
SUB FOR: HYUNDAI 10004926
FITS: HYUNDAI 53' **LENGTH:** 51' 6\" / 15,697 MM
MATERIAL: ALUMINUM ALLOY **FINISH:** SELF-COLOR
WEIGHT: 121.66 LBS / 55.18 Kg



ALUMINUM SIDE RAILS BOTTOM REEFER CONTAINERS

MODEL 1302-2124

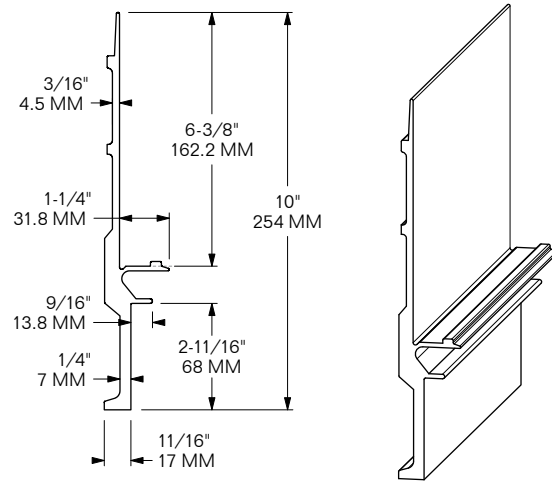
for CIMC/SeaCo 40'



SUB FOR: CARLISLE 3001, CIMC 02-004
FITS: CIMC & SEACO 40' REEFER CONTAINERS
LENGTH: 39' / 11,887 MM **MATERIAL:** ALUMINUM
FINISH: SELF-COLOR **WEIGHT:** 126 LBS / 57.2 Kg

MODEL 1302-2727

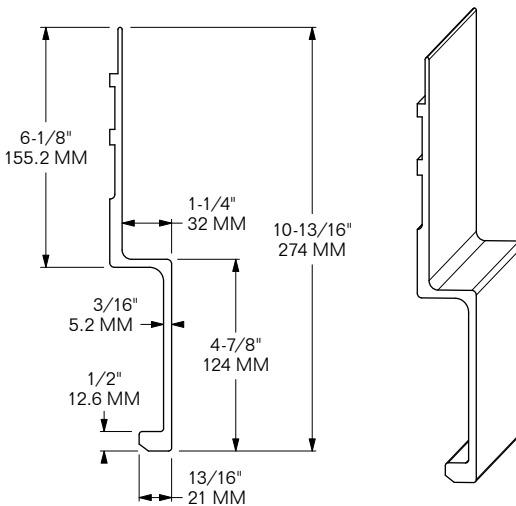
for Hyundai 40'



SUB FOR: HYUNDAI 10010223
FITS: HYUNDAI 40' REEFER CONTAINERS
LENGTH: 462\" (38' 6\") / 11,735 MM
MATERIAL: ALUMINUM **FINISH:** SELF-COLOR
WEIGHT: 133 LBS / 60.3 Kg

MODEL 1302-2781

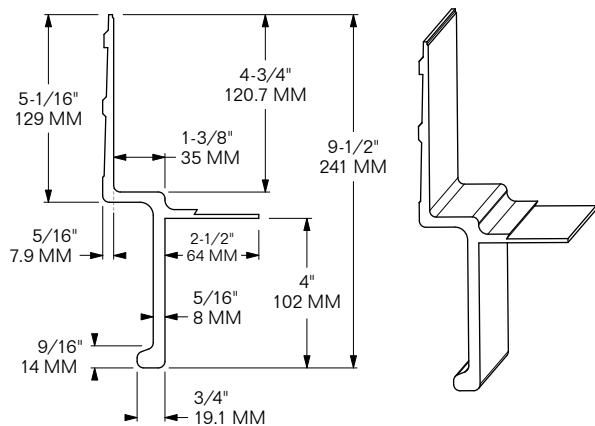
for Evergreen H.I. 40'



FITS: EVERGREEN H.I. 40' CONTAINERS
LENGTH: 39' / 11,887 MM **MATERIAL:** ALUMINUM
FINISH: SELF-COLOR **WEIGHT:** 129.5 LBS / 58.7 Kg

MODEL 1302-6506

for CIMC 40'



FITS: CIMC 40' REEFER CONTAINERS
LENGTH: 39' / 11,887 MM
MATERIAL: ALUMINUM **FINISH:** SELF-COLOR
WEIGHT: 160 LBS / 72.58 Kg

1302



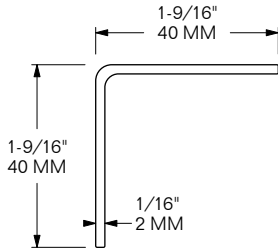


ALUMINUM COVE MOULDING & ROOF BOWS

REEFER CONTAINERS

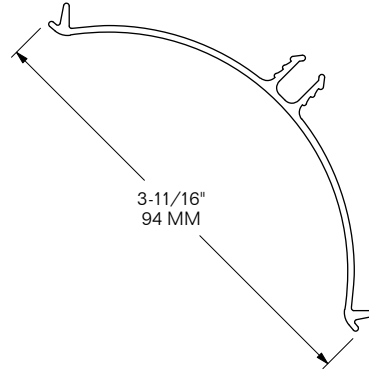
SEE ALSO 1212-4 for STEEL ROOF BOWS

MODEL 1304-2000 OUTER COVE MOULDING



SUB FOR: CIMC-01-003-1
FITS: CIMC 40' REEFER
LENGTH: 18' 2-1/2" / 5,550 MM
MATERIAL: ALUMINUM **FINISH:** SELF-COLOR
WEIGHT: 5.21 LBS / 2.36 Kg

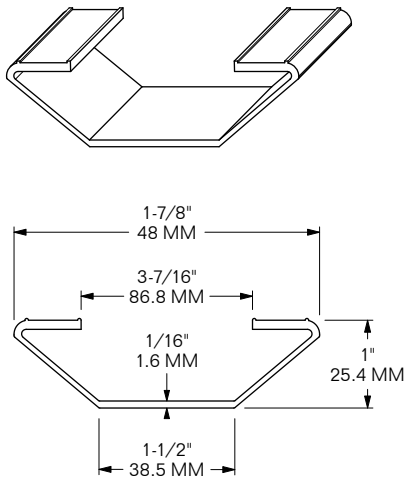
MODEL 1304-7583 OUTER COVE MOULDING



SUB FOR: SINGAMAS PF-005-09
FITS: CIMC 19' REEFER **LENGTH:** 19' / 5,791 MM
MATERIAL: ALUMINUM **FINISH:** SELF-COLOR
WEIGHT: 6.84 LBS / 3.1 Kg

1304

MODEL 1304-7653 ROOF BOW, Anti-Snag



SUB FOR: CIMC 11-009 **FITS:** CIMC REEFER
LENGTH: 92-5/16" / 2,347 MM
MATERIAL: ALUMINUM **FINISH:** SELF-COLOR
WEIGHT: 4.54 LBS / 2.06 Kg





FLAT SHEETS & SIDE PANELS

TYPE 3004-H291 ALUMINUM

DRY & REEFER VAN TRAILERS

1306

| MODEL # | WIDTH x LENGTH | THICKNESS | FINISH COLORS OUTSIDE (MILL FINISH INSIDE) |
|-------------------|----------------|--------------------------|--|
| 1306-2305-040-PPW | 49" x 97" | 0.040" (1.016 MM) 18 GA. | PAINTED POLAR WHITE |
| 1306-2305-050-PPW | 49" x 97" | 0.050" (1.270 MM) 16 GA. | PAINTED POLAR WHITE |
| 1306-2305-054-PPW | 49" x 97" | 0.054" (1.372 MM) 15 GA. | PAINTED POLAR WHITE |
| 1306-2305-040-TB | 49" x 97" | 0.040" (1.016 MM) 18 GA. | TRAILER BRITE |
| 1306-2305-050-TB | 49" x 97" | 0.050" (1.270 MM) 16 GA. | TRAILER BRITE |
| 1306-2305-054-TB | 49" x 97" | 0.054" (1.372 MM) 15 GA. | TRAILER BRITE |
| 1306-2305-063-TB | 49" x 97" | 0.063" (1.600 MM) 14 GA. | TRAILER BRITE |
| 1306-2305-040-PG | 49" x 97" | 0.040" (1.016 MM) 18 GA. | PAINTED GRAY |
| 1306-2305-050-PG | 49" x 97" | 0.050" (1.270 MM) 16 GA. | PAINTED GRAY |
| 1306-2305-054-PG | 49" x 97" | 0.054" (1.372 MM) 15 GA. | PAINTED GRAY |
| 1306-2305-063-PG | 49" x 97" | 0.063" (1.600 MM) 14 GA. | PAINTED GRAY |
| 1306-2305-040-PB | 49" x 97" | 0.040" (1.016 MM) 18 GA. | PAINTED BLUE |
| 1306-2305-050-PB | 49" x 97" | 0.050" (1.270 MM) 16 GA. | PAINTED BLUE |
| 1306-2305-054-PB | 49" x 97" | 0.054" (1.372 MM) 15 GA. | PAINTED BLUE |
| 1306-2305-063-PB | 49" x 97" | 0.063" (1.600 MM) 14 GA. | PAINTED BLUE |
| 1306-2306-063-PPW | 49" x 110" | 0.063" (1.600 MM) 14 GA. | PAINTED POLAR WHITE |
| 1306-2306-040-TB | 49" x 110" | 0.040" (1.016 MM) 18 GA. | TRAILER BRITE |
| 1306-2306-050-TB | 49" x 110" | 0.050" (1.270 MM) 16 GA. | TRAILER BRITE |
| 1306-2306-054-TB | 49" x 110" | 0.054" (1.372 MM) 15 GA. | TRAILER BRITE |
| 1306-2306-063-TB | 49" x 110" | 0.063" (1.600 MM) 14 GA. | TRAILER BRITE |
| 1306-2306-040-PG | 49" x 110" | 0.040" (1.016 MM) 18 GA. | PAINTED GRAY |
| 1306-2306-054-PG | 49" x 110" | 0.054" (1.372 MM) 15 GA. | PAINTED GRAY |
| 1306-2306-063-PG | 49" x 110" | 0.063" (1.600 MM) 14 GA. | PAINTED GRAY |
| 1306-2306-040-PB | 49" x 110" | 0.040" (1.016 MM) 18 GA. | PAINTED BLUE |
| 1306-2306-050-PB | 49" x 110" | 0.050" (1.270 MM) 16 GA. | PAINTED BLUE |
| 1306-2306-054-PB | 49" x 110" | 0.054" (1.372 MM) 15 GA. | PAINTED BLUE |
| 1306-2306-063-PB | 49" x 110" | 0.063" (1.600 MM) 14 GA. | PAINTED BLUE |
| 1306-2307-040-PPW | 49" x 120" | 0.040" (1.016 MM) 18 GA. | PAINTED POLAR WHITE |
| 1306-2307-054-PPW | 49" x 120" | 0.054" (1.372 MM) 15 GA. | PAINTED POLAR WHITE |
| 1306-2307-040-TB | 49" x 120" | 0.040" (1.016 MM) 18 GA. | TRAILER BRITE |
| 1306-2307-050-TB | 49" x 120" | 0.050" (1.270 MM) 16 GA. | TRAILER BRITE |
| 1306-2307-054-TB | 49" x 120" | 0.054" (1.372 MM) 15 GA. | TRAILER BRITE |
| 1306-2307-063-TB | 49" x 120" | 0.063" (1.600 MM) 14 GA. | TRAILER BRITE |
| 1306-2307-040-PG | 49" x 120" | 0.040" (1.016 MM) 18 GA. | PAINTED GRAY |
| 1306-2307-050-PG | 49" x 120" | 0.050" (1.270 MM) 16 GA. | PAINTED GRAY |
| 1306-2307-054-PG | 49" x 120" | 0.054" (1.372 MM) 15 GA. | PAINTED GRAY |
| 1306-2307-063-PG | 49" x 120" | 0.063" (1.600 MM) 14 GA. | PAINTED GRAY |
| 1306-2307-040-PB | 49" x 120" | 0.040" (1.016 MM) 18 GA. | PAINTED BLUE |
| 1306-2307-050-PB | 49" x 120" | 0.050" (1.270 MM) 16 GA. | PAINTED BLUE |
| 1306-2307-054-PB | 49" x 120" | 0.054" (1.372 MM) 15 GA. | PAINTED BLUE |
| 1306-2307-063-PB | 49" x 120" | 0.063" (1.600 MM) 14 GA. | PAINTED BLUE |

OTHER SIZES AVAILABLE UPON REQUEST

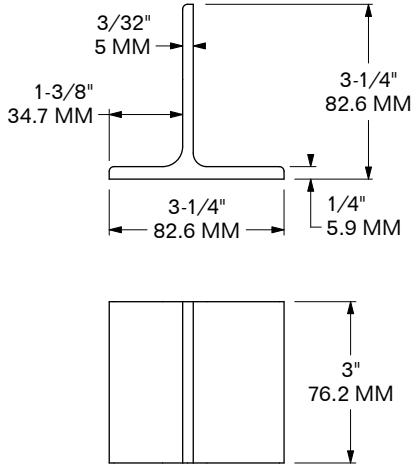


ALUMINUM CROSSMEMBER T-CLIPS

REEFER CONTAINERS | DRY & REEFER VAN TRAILERS

MODEL 1310-2394-3

OFF-CENTER



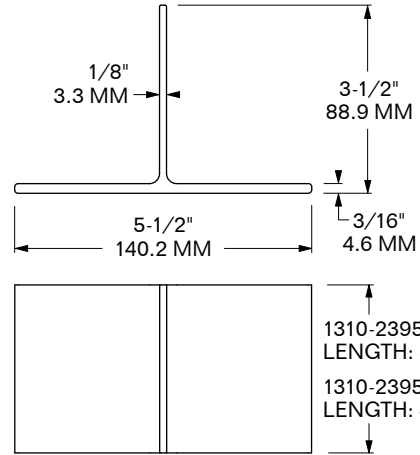
SUB FOR: CIMC 02-007
MATERIAL: ALUMINUM **FINISH:** SELF-COLOR
WEIGHT: 0.41 LBS / 0.18 Kg

MODEL 1310-2395-3

FOR 4" CROSSMEMBER

MODEL 1310-2395-4

FOR 4-7/8" CROSSMEMBER

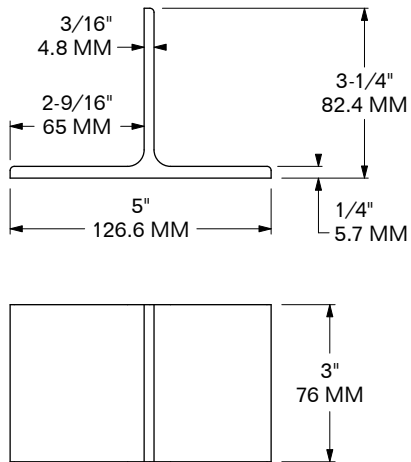


MATERIAL: ALUMINUM
FINISH: SELF-COLOR
1310-2395-3 WEIGHT: 0.41 LBS / 0.18 Kg
1310-2395-4 WEIGHT: 0.54 LBS / 0.25 Kg

1310

MODEL 1310-7579

OFF-CENTER, Heavy Duty



MATERIAL: ALUMINUM
FINISH: SELF-COLOR
WEIGHT: 0.51 LBS / 0.23 Kg



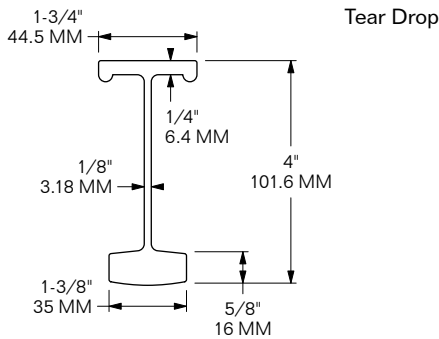


ALUMINUM CROSSMEMBERS

REEFER CONTAINERS | DRY & REEFER VAN TRAILERS

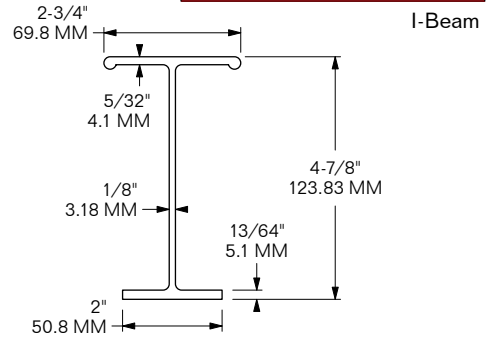
1310

MODEL 1310-2347



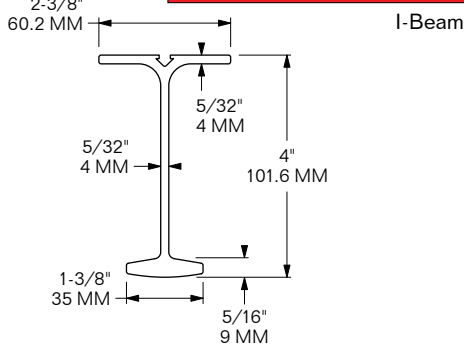
FITS: GRAAF CONTAINER **LENGTH:** 95" / 2,413 MM
MATERIAL: ALUMINUM **FINISH:** SELF-COLOR
WEIGHT: 15.7 LBS / 7.13 Kg

MODEL 1310-2627



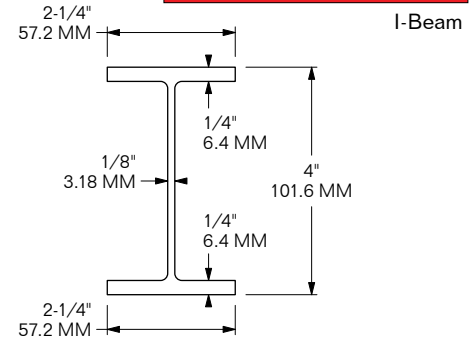
LENGTH: 95" / 2,413 MM
MATERIAL: ALUMINUM **FINISH:** SELF-COLOR
WEIGHT: 13.2 LBS / 5.99 Kg

MODEL 1310-2707



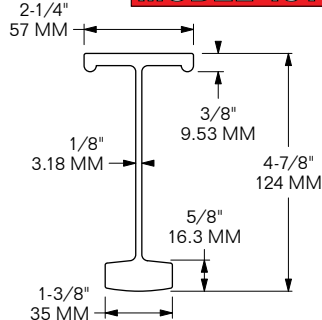
SUB FOR: CARLISLE 2875 **LENGTH:** 91-1/8" / 2,315 MM
MATERIAL: ALUMINUM **FINISH:** SELF-COLOR
WEIGHT: 11 LBS / 4.99 Kg

MODEL 1310-2780



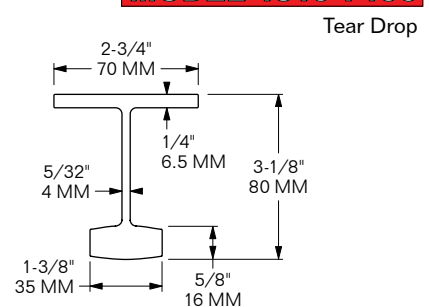
LENGTH: 102" / 2,591 MM
MATERIAL: ALUMINUM **FINISH:** SELF-COLOR
WEIGHT: 16.5 LBS / 7.48 Kg

MODEL 1310-6369



SUB FOR: CIMC 02-009-1
FITS: CHIQUITA & DELMONTE REEFERS
LENGTH: 92-1/2" / 2,350 MM **MATERIAL:** ALUMINUM
FINISH: SELF-COLOR **WEIGHT:** 17.51 LBS / 7.94 Kg

MODEL 1310-7466



SUB FOR: HYUNDAI 10003734
FITS: HYUNDAI/DOLE REEFER
LENGTH: 91-3/8" / 2,320 MM **MATERIAL:** ALUMINUM
FINISH: SELF-COLOR **WEIGHT:** 16.75 LBS / 7.6 Kg



ALUMINUM CROSSMEMBERS

REEFER CONTAINERS | DRY & REEFER VAN TRAILERS

MODEL 1310-7574

Tear Drop

SUB FOR: CIMC 02-009 **LENGTH:** 92-1/2" / 2,350 MM
MATERIAL: ALUMINUM **FINISH:** SELF-COLOR
WEIGHT: 12.48 LBS / 5.66 Kg

MODEL 1310-7670

I-Beam

LENGTH: 102-1/4" / 2,597 MM
MATERIAL: ALUMINUM **FINISH:** SELF-COLOR
WEIGHT: 19.1 LBS / 8.66 Kg

1310

MODEL 1310-7847

Tear Drop

SUB FOR: CIMC 02-009-2 **FITS:** CIMC REEFER
LENGTH: 92-1/2" / 2,350 MM **MATERIAL:** ALUMINUM
FINISH: SELF-COLOR **WEIGHT:** 14.27 LBS / 6.47 Kg

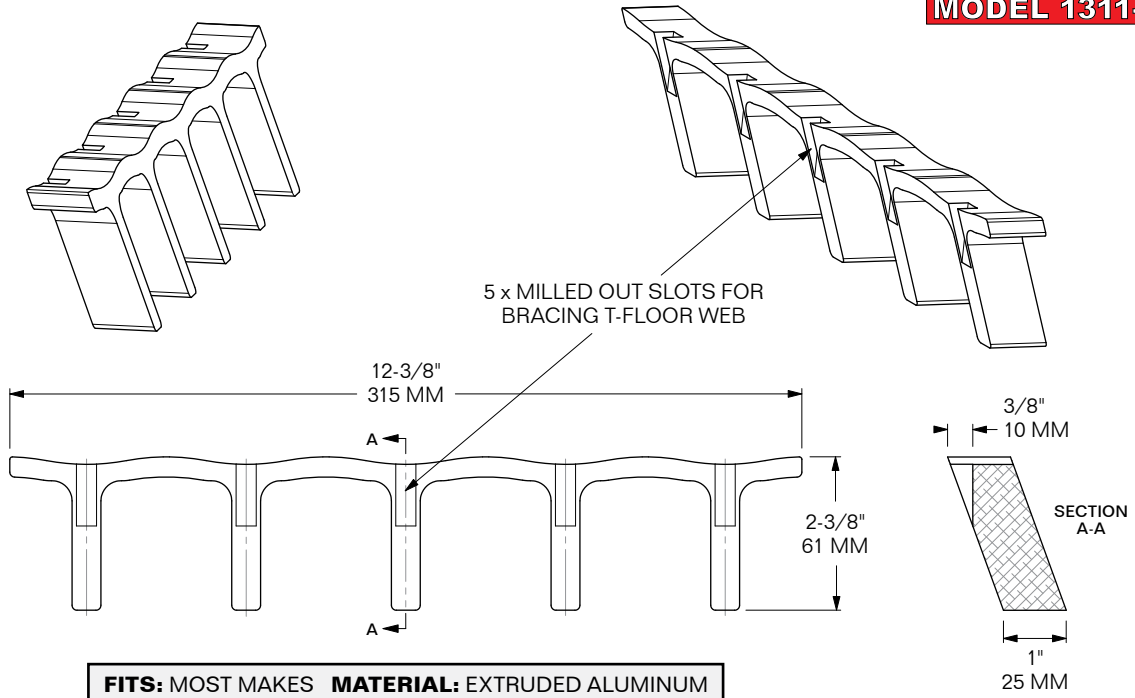




T-FLOOR END PROTECTOR

ALUMINUM, 5-TOOTH THRESHOLD CAP
REEFER CONTAINERS | REEFER VAN TRAILERS

MODEL 1311-2310





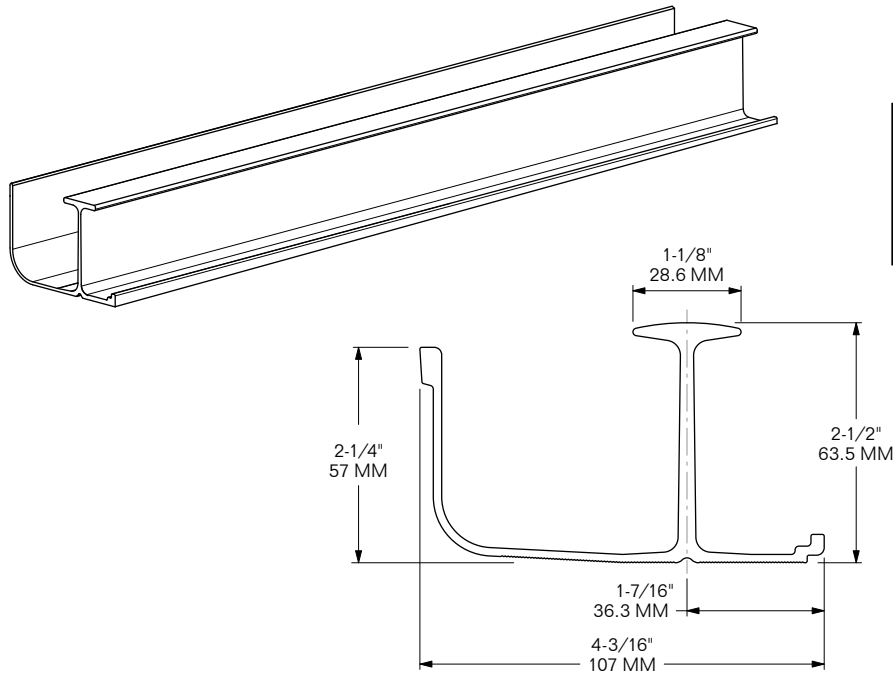
ALUMINUM T-FLOOR

REEFER CONTAINERS | REEFER VAN TRAILERS

MODEL 1311-6989

ALUMINUM T-FLOOR
1-T w/ Flash

SUB FOR: CIMC GB06-0233-A2
FITS: CIMC REEFER
LENGTH: 78-3/4" / 2,000 MM
MATERIAL: ALUMINUM
FINISH: SELF-COLOR
WEIGHT: 8 LBS / 3.6 Kg



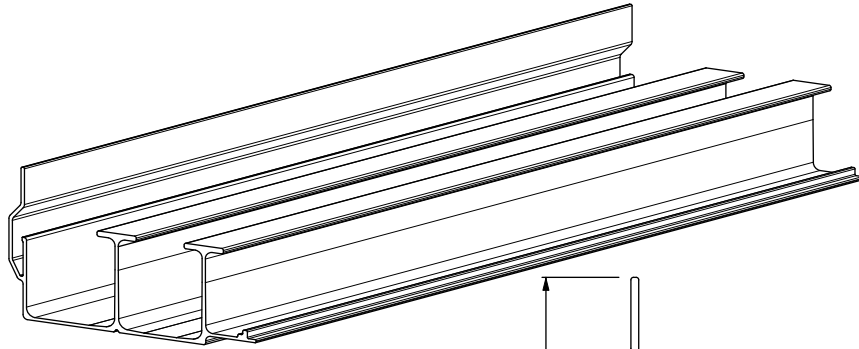
1311



ALUMINUM T-FLOOR

REEFER CONTAINERS | REEFER VAN TRAILERS


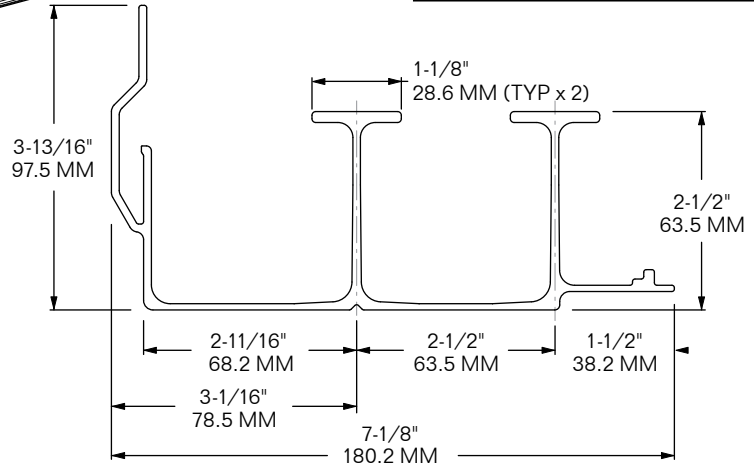
1311



MODEL 1311-6224

ALUMINUM T-FLOOR
2-T, Side

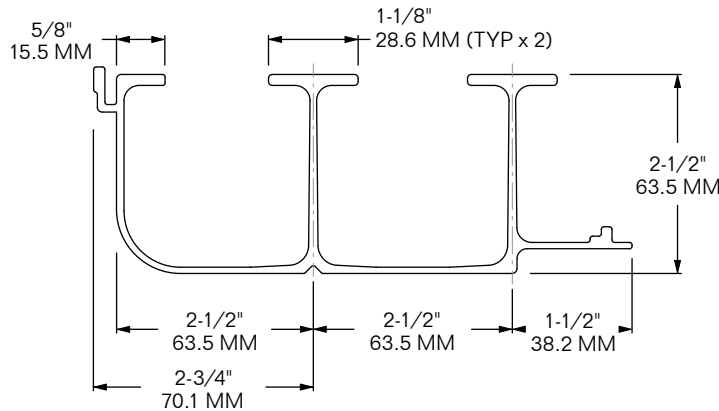
FITS: MCIQ 40' HC REEFER
LENGTH: 36' 9-1/2" / 11,213 MM
MATERIAL: ALUMINUM
FINISH: SELF-COLOR
WEIGHT: 83.16 LBS / 38.5 Kg



MODEL 1311-6434

ALUMINUM T-FLOOR
2-T, Side

SUB FOR: MAERSK 7220236
FITS: MCIQ 40' HC REEFER
LENGTH: 37' 2-1/4" / 11,336 MM
MATERIAL: ALUMINUM
FINISH: SELF-COLOR
WEIGHT: 77.4 LBS / 35.1 Kg



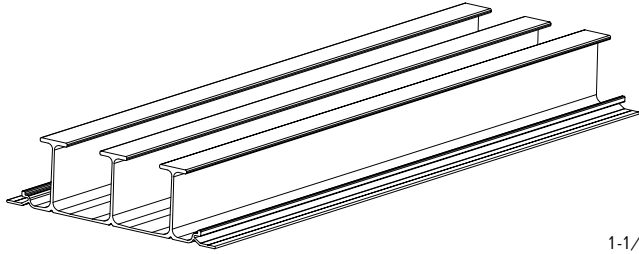


ALUMINUM T-FLOOR

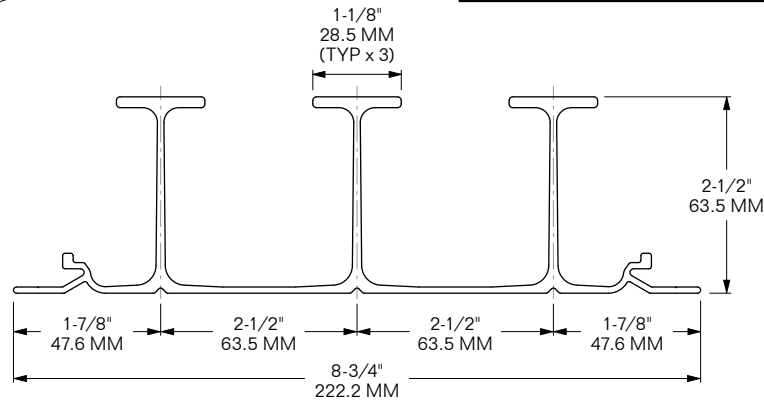
REEFER CONTAINERS | REEFER VAN TRAILERS

MODEL 1311-6225

ALUMINUM T-FLOOR
3-T, Center



SUB FOR: MAERSK 7220467
FITS: MCIQ 40' HC REEFER
LENGTH: 37' 1-3/8" / 11,313 MM
MATERIAL: ALUMINUM **FINISH:** SELF-COLOR
WEIGHT: 90.72 LBS / 41.14 Kg




1311

NON-INVENTORY ITEM **SPECIAL ORDER ONLY**

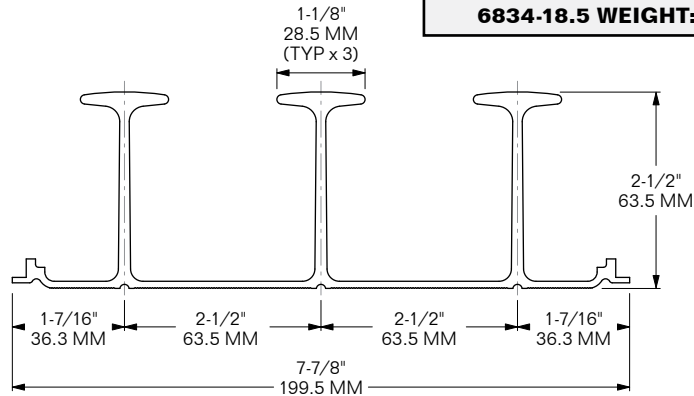
MODEL 1311-6834-6.5

MODEL 1311-6834-18.5

ALUMINUM T-FLOOR
3-T, Center



SUB FOR: CIMC TA-W68M, TB03-G201-A2
FITS: CIMC 40' REEFER
MATERIAL: ALUMINUM **FINISH:** SELF-COLOR
6834-6.5 LENGTH: 6' 6-3/4" / 2,000 MM
6834-18.5 LENGTH: 18' 6" / 5,639 MM
6834-6.5 WEIGHT: 15.9 LBS / 6.9 Kg
6834-18.5 WEIGHT: 45.8 LBS / 20.78 Kg





ALUMINUM T-FLOOR

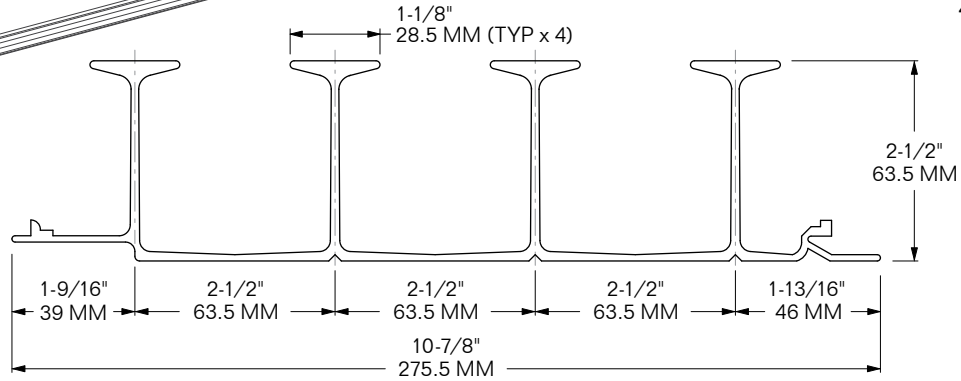
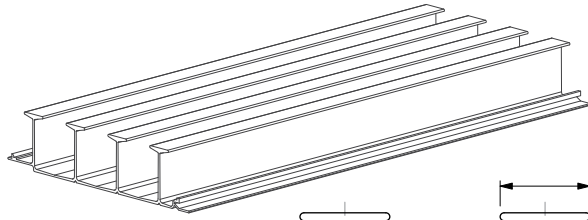
REEFER CONTAINERS | REEFER VAN TRAILERS

MODEL 1311-2628

MODEL 1311-2628-17

MODEL 1311-2628-19

ALUMINUM T-FLOOR
4-T, Center



1311-2628 LENGTH: 38' / 11,582 MM **WEIGHT:** 124.8 LBS / 56.6 Kg

1311-2628-17 LENGTH: 17' / 5,182 MM **WEIGHT:** 56 LBS / 25.4 Kg

1311-2628-19 LENGTH: 19' / 5,791 MM **WEIGHT:** 62.6 LBS / 28.4 Kg

MATERIAL: ALUMINUM **FINISH:** SELF-COLOR

| SUB FOR: | FITS: | LENGTH: | WEIGHT: |
|-------------------------------------|----------------------------|---|---|
| MAERSK 7220370, 7220383, 7220386 | CARLISLE, MCIQ MCIQ 40' | 38' / 11,582 MM 37' 1-3/8" / 11,313 MM | 124.8 LBS / 56.6 Kg 116.3 LBS / 52.75 Kg |

*SUPPLIED AT 38'

1311



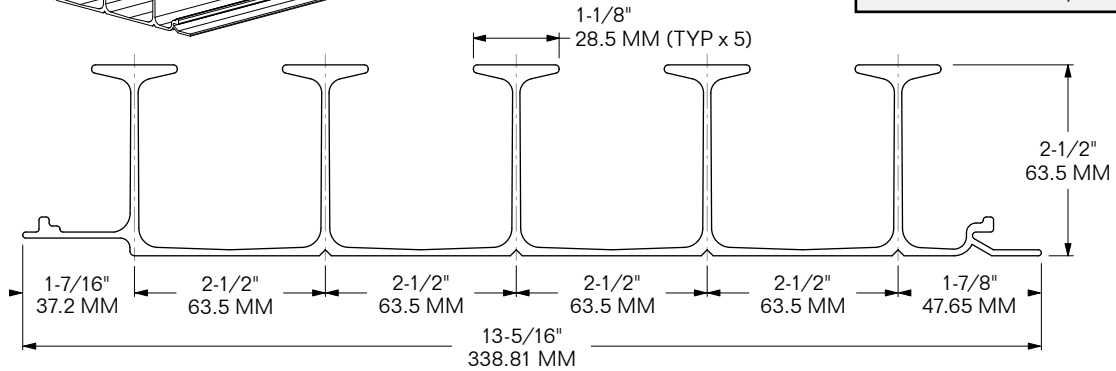
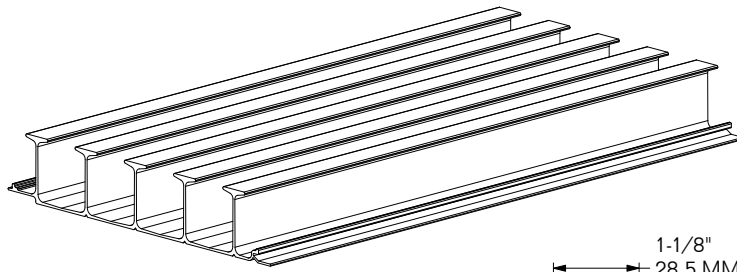
ALUMINUM T-FLOOR

REEFER CONTAINERS | REEFER VAN TRAILERS

MODEL 1311-2924-19

ALUMINUM T-FLOOR
5-T, Intermediate

LENGTH: 19' / 5,791 MM
MATERIAL: ALUMINUM
FINISH: SELF-COLOR
WEIGHT: 79.5 LBS / 36.06 Kg

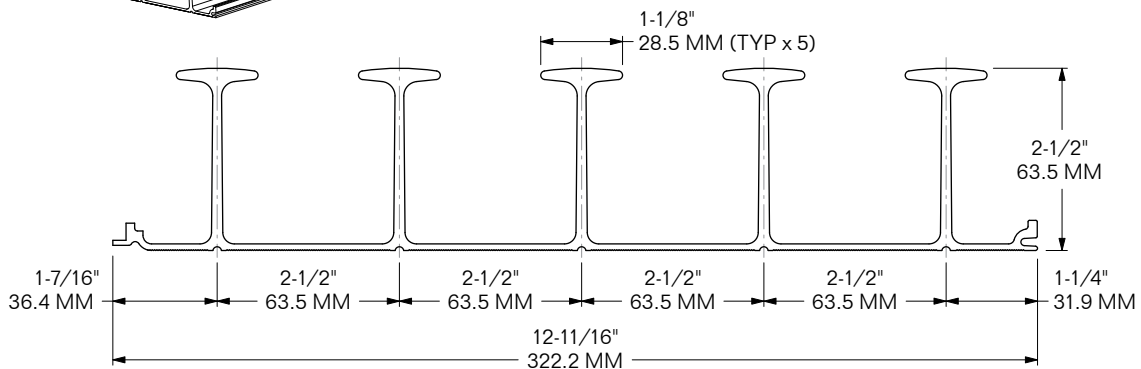
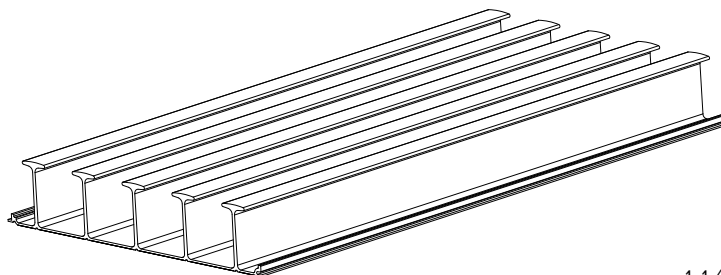


| SUB FOR: | FITS: | LENGTH: | WEIGHT: | 'SUPPLIED AT 19' |
|-------------------------|--------------------|----------------------|-------------------|------------------|
| CARLISLE C1000 | CARLISLE USA | 38' / 11,582 MM | 159 LBS / 72.1 Kg | |
| MAERSK 7220371, 7220384 | MAERSK, CHINA, 40' | 37' 1/4" / 11,310 MM | 155 LBS / 70.3 Kg | |
| MAERSK 7220302 | MAERSK, CHINA, 40' | 37' / 11,278 MM | 154 LBS / 69.9 Kg | |

1311

MODEL 1311-6836-19

ALUMINUM T-FLOOR
5-T, Intermediate Main



FITS: CIMC 40' REEFER **LENGTH:** 18' 6-3/16" / 4,653 MM
MATERIAL: ALUMINUM **FINISH:** SELF-COLOR **WEIGHT:** 73.22 LBS / 33.21 Kg

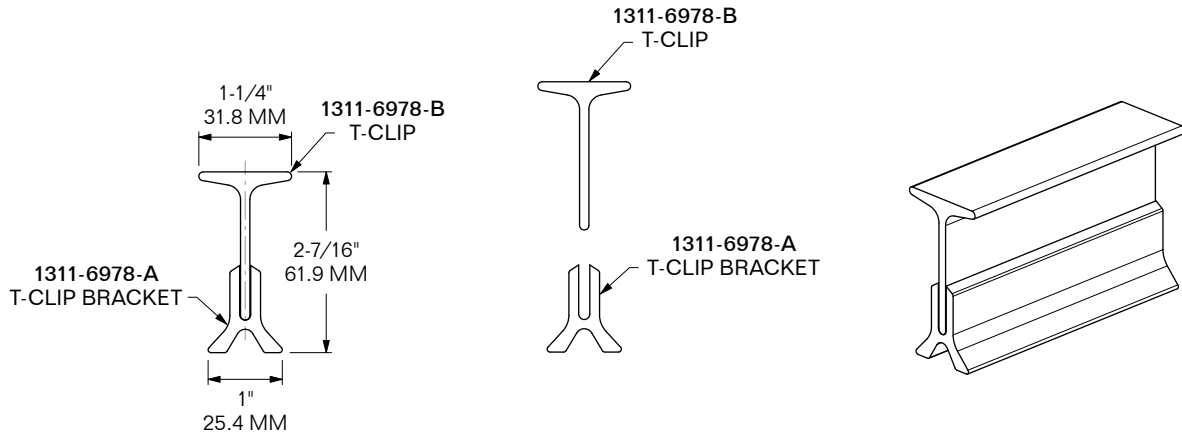


T-FLOOR REPAIR KIT

REEFER CONTAINERS | REEFER VAN TRAILERS

MODEL 1311-6978-KIT

**ALUMINUM T-FLOOR
REPAIR KIT**



FITS: REEFER CONTAINERS & REEFER VAN TRAILERS
LENGTH: 12' / 3,658 MM
MATERIAL: ALUMINUM **FINISH:** SELF-COLOR
1311-6978-A WEIGHT: 5.45 LBS / 2.47 Kg
1311-6978-B WEIGHT: 6.45 LBS / 2.93 Kg

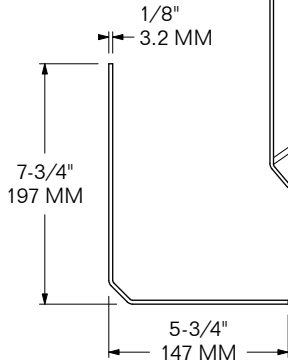
1311



BAFFLE & CONNECTING PLATES

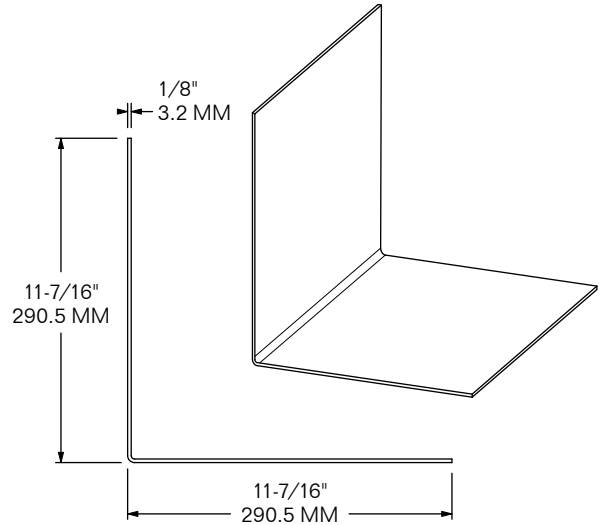
REEFER CONTAINERS | REEFER VAN TRAILERS

MODEL 1311-6981
BAFFLE PLATE



LENGTH: 89-1/4" / 2,267 MM
MATERIAL: ALUMINUM **FINISH:** SELF-COLOR
WEIGHT: 14.28 LBS / 6.48 Kg

MODEL 1311-6982
BAFFLE PLATE

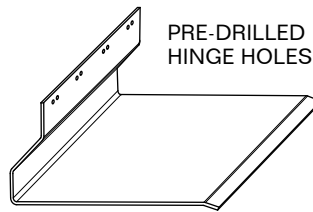


LENGTH: 89-1/4" / 2,267 MM
MATERIAL: ALUMINUM **FINISH:** SELF-COLOR
WEIGHT: 24.56 LBS / 11.14 Kg

1311

LENGTH: 90-1/2" / 2,299 MM
MATERIAL: ALUMINUM
FINISH: SELF-COLOR
WEIGHT: 6.08 LBS / 2.76 Kg

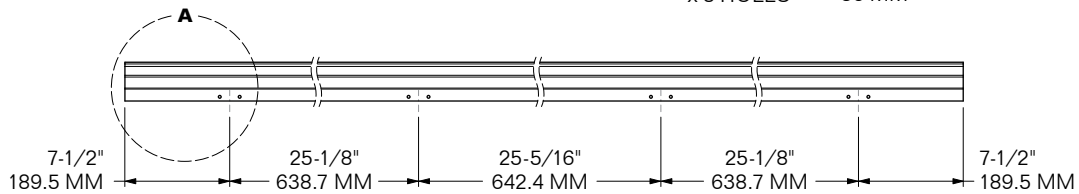
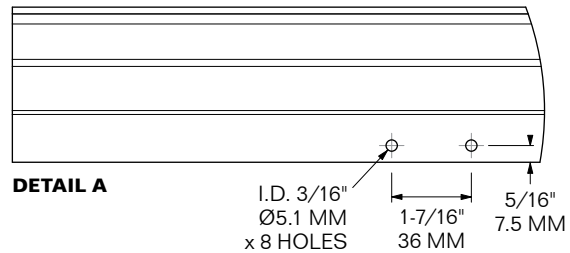
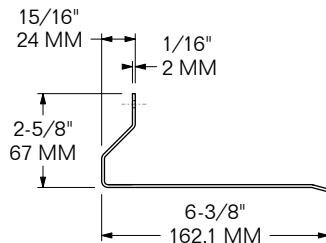
PRE-DRILLED
HINGE HOLES



MODEL 1311-7554

BAFFLE PLATE
w/ Hinge Holes

Compare against 1311-8115





BAFFLE & CONNECTING PLATES

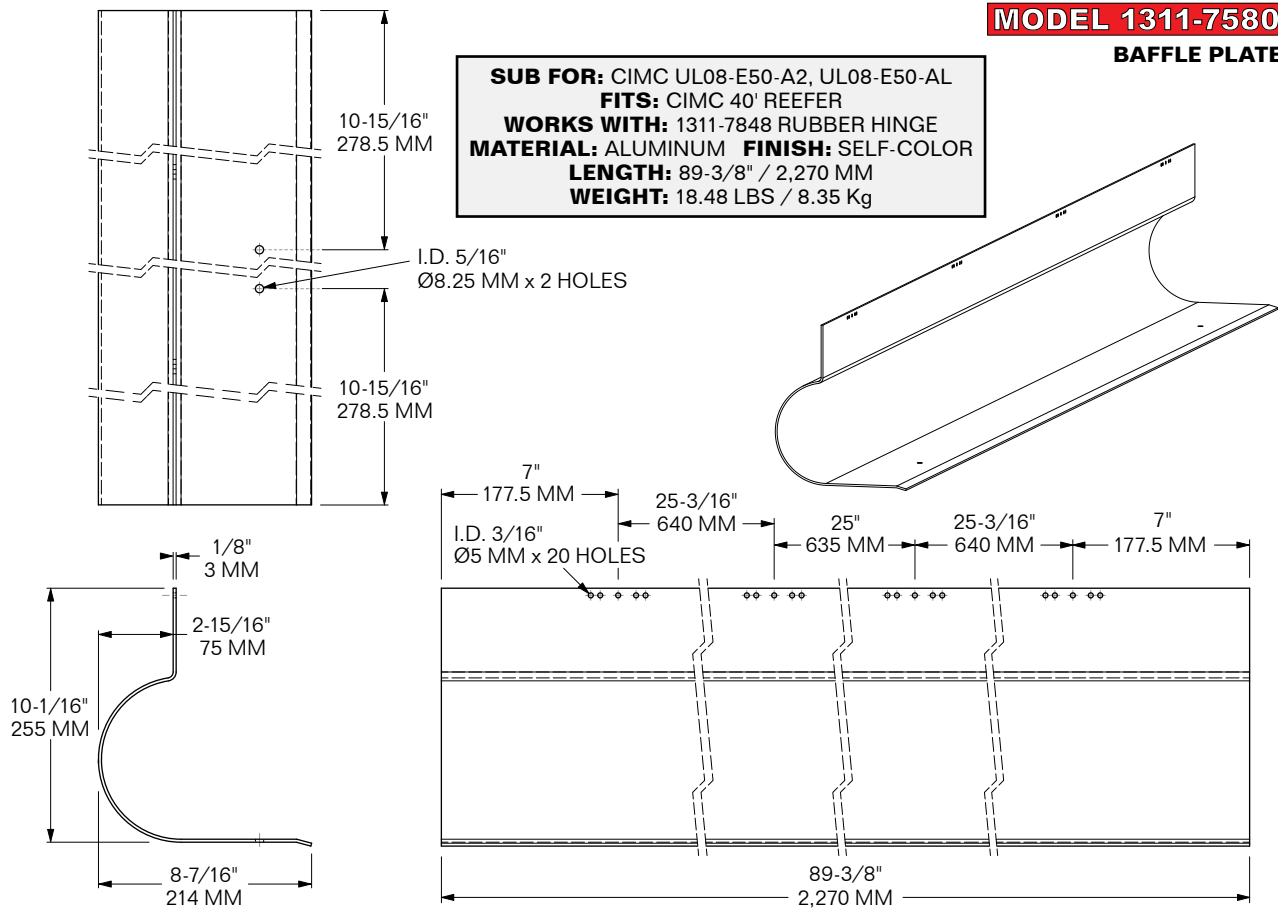
REEFER CONTAINERS | REEFER VAN TRAILERS

1311

MODEL 1311-7580

BAFFLE PLATE

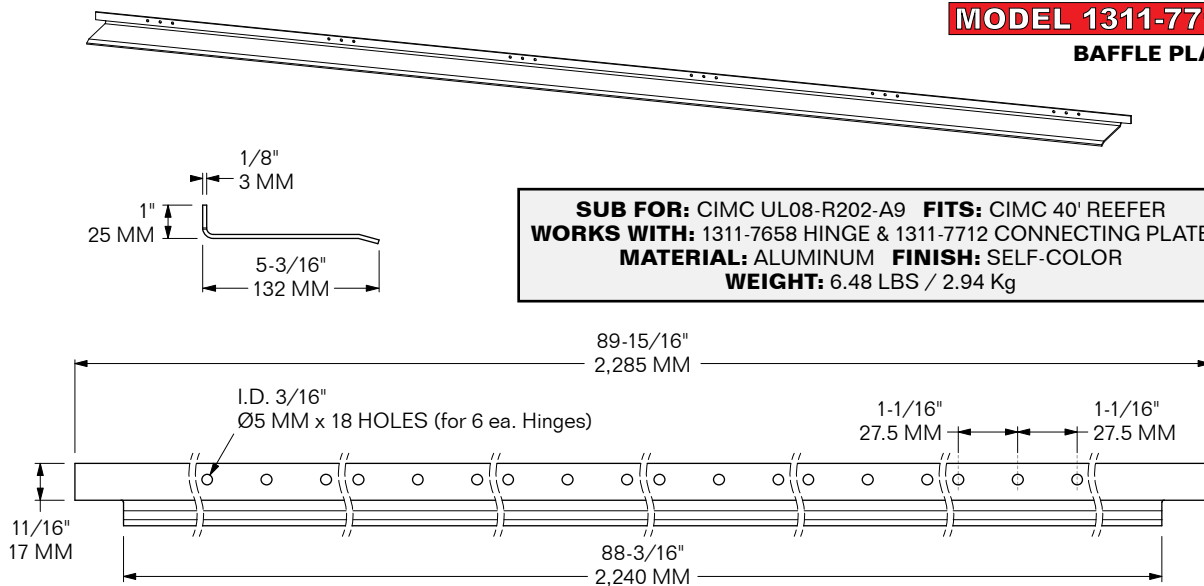
SUB FOR: CIMC UL08-E50-A2, UL08-E50-AL
FITS: CIMC 40' REEFER
WORKS WITH: 1311-7848 RUBBER HINGE
MATERIAL: ALUMINUM **FINISH:** SELF-COLOR
LENGTH: 89-3/8" / 2,270 MM
WEIGHT: 18.48 LBS / 8.35 Kg



MODEL 1311-7716

BAFFLE PLATE

SUB FOR: CIMC UL08-R202-A9 **FITS:** CIMC 40' REEFER
WORKS WITH: 1311-7658 HINGE & 1311-7712 CONNECTING PLATE
MATERIAL: ALUMINUM **FINISH:** SELF-COLOR
WEIGHT: 6.48 LBS / 2.94 Kg

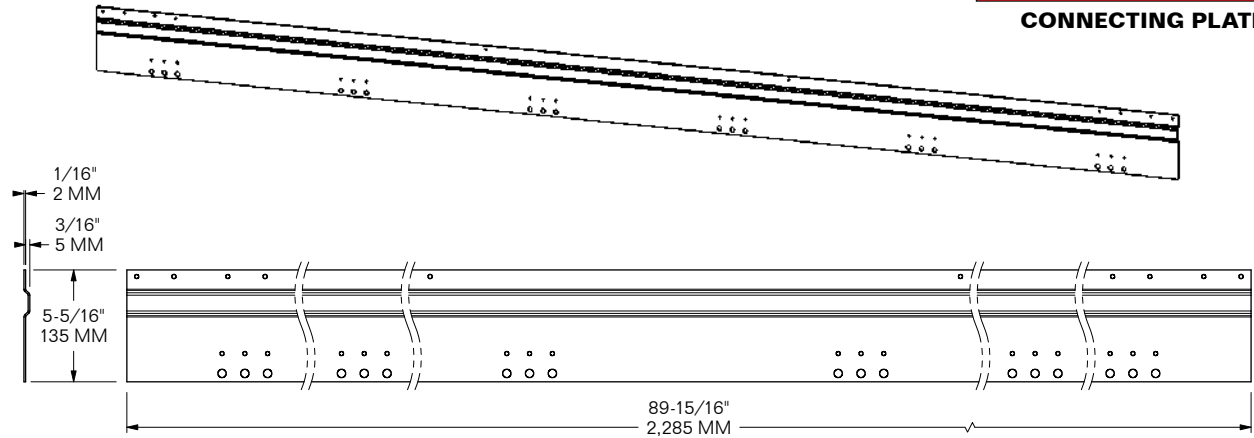




BAFFLE & CONNECTING PLATES

REEFER CONTAINERS | REEFER VAN TRAILERS

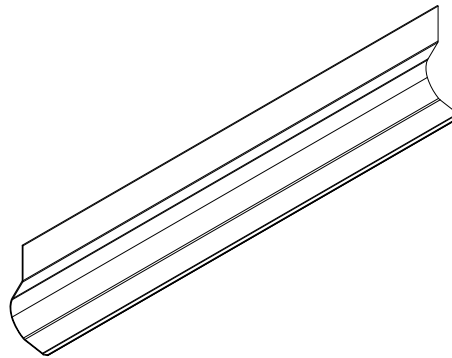
MODEL 1311-7712
CONNECTING PLATE



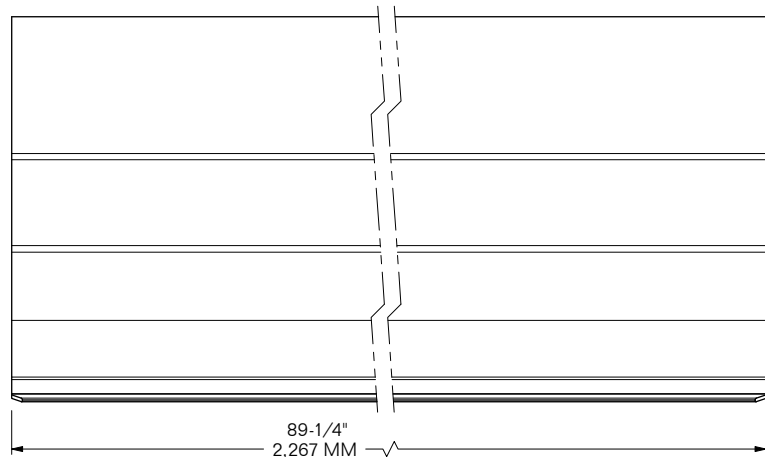
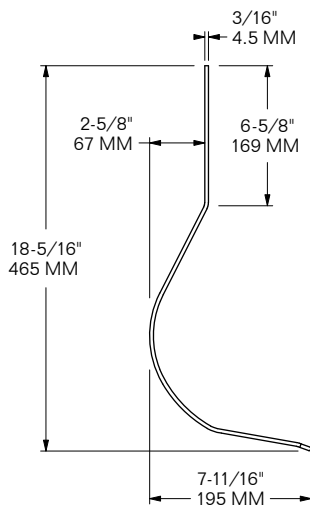
SUB FOR: CIMC UL07-P202-A9 **FITS:** CIMC 40' REEFER
WORKS WITH: 1311-7658 HINGE & 1311-7716 BAFFLE PLATE
MATERIAL: ALUMINUM **FINISH:** SELF-COLOR
WEIGHT: 3.75 LBS / 1.7 Kg

1311

MODEL 1311-8598
BAFFLE PLATE



SUB FOR: MAERSK 7231318
FITS: MCIQ 40' REEFER
MATERIAL: PVC **COLOR:** GRAY
WEIGHT: 17.8 LBS / 8.07 Kg





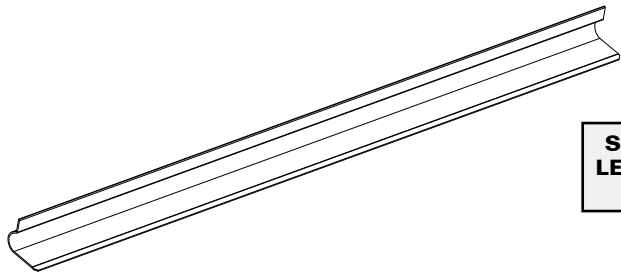
BAFFLE & CONNECTING PLATES

REEFER CONTAINERS | REEFER VAN TRAILERS

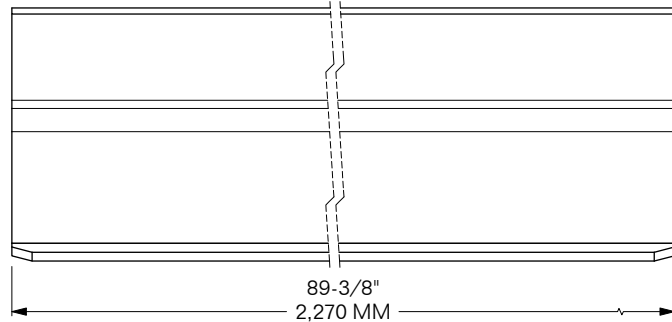
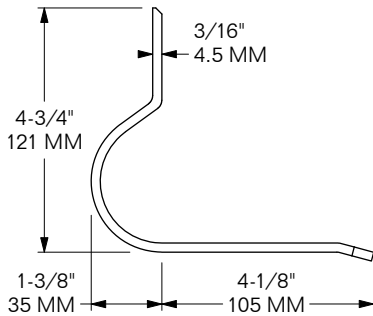
1311

MODEL 1311-8611

FRONT BAFFLE PLATE

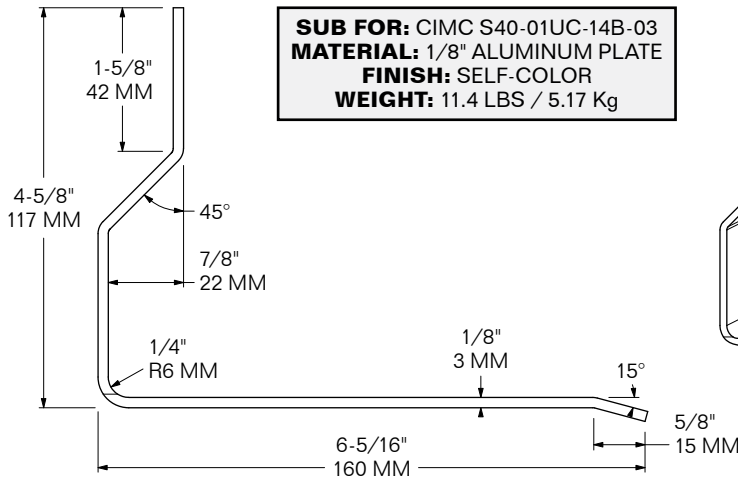


SUB FOR: MAERSK 7231324, 7840402 **FITS:** MCIQ REEFER
LENGTH: 89-3/8" / 2,270 MM **MATERIAL:** REINFORCED PVC
COLOR: GRAY **WEIGHT:** 7.5 LBS / 3.4 Kg

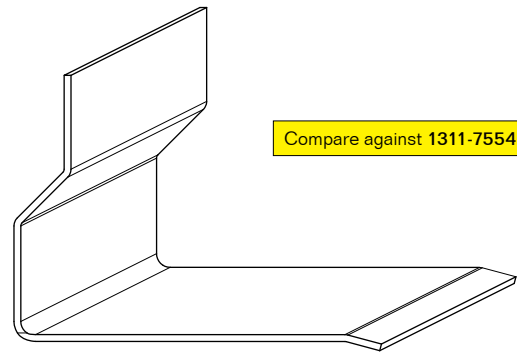


MODEL 1311-8115

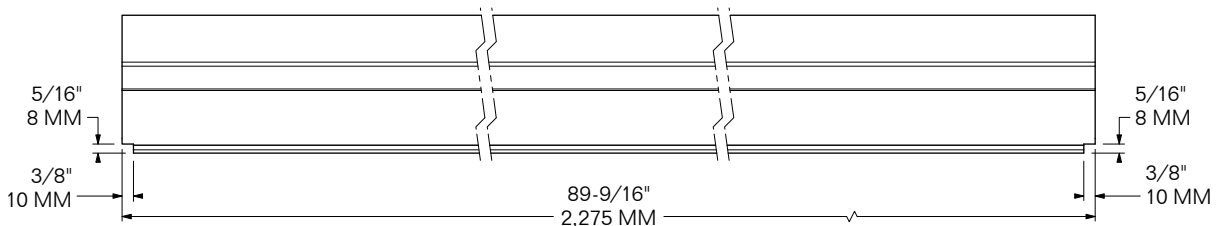
BAFFLE PLATE



SUB FOR: CIMC S40-01UC-14B-03
MATERIAL: 1/8" ALUMINUM PLATE
FINISH: SELF-COLOR
WEIGHT: 11.4 LBS / 5.17 Kg



Compare against 1311-7554



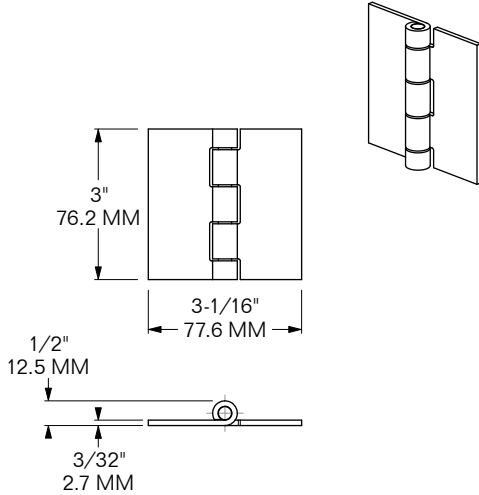


BAFFLE PLATE HINGES

REEFER CONTAINERS | REEFER VAN TRAILERS

MODEL 1311-7584

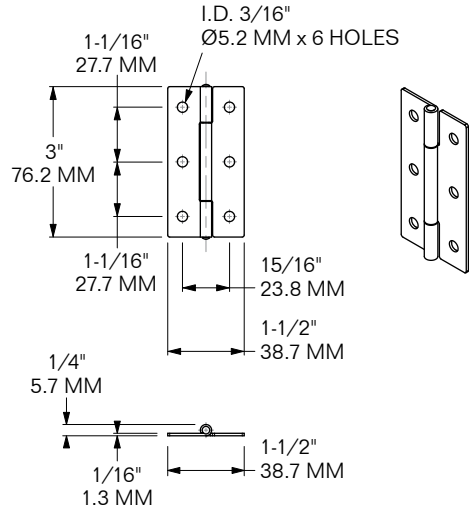
HINGE ASSEMBLY
for Baffle Plate



SUB FOR: MAERSK 7817502 **FITS:** ALL MAKES
MATERIAL: ALUMINUM **FINISH:** SELF-COLOR
WEIGHT: 0.14 LBS / 0.06 Kg

MODEL 1311-7658

HINGE ASSEMBLY
for Baffle Plate

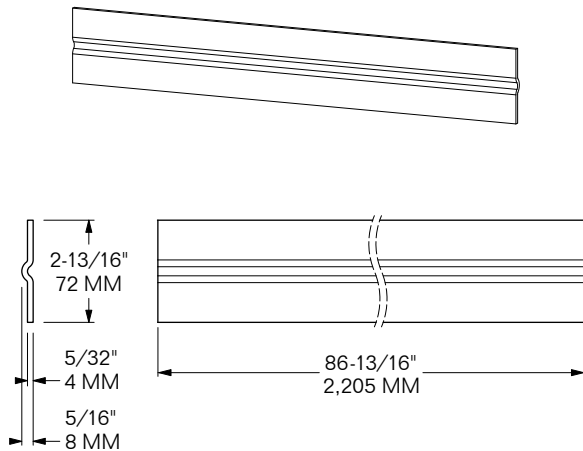


SUB FOR: CIMC UL14-A06-U0 **FITS:** CIMC & ALL MAKES
MATERIAL: STAINLESS STEEL **FINISH:** SELF-COLOR
WEIGHT: 0.07 LBS / 0.03 Kg

1311

MODEL 1311-7848

HINGE for Baffle Plate



FITS: CIMC 40' REEFER
WORKS WITH: 1311-7580 BAFFLE PLATE
MATERIAL: EPDM RUBBER **COLOR:** BLACK
WEIGHT: 1.9 LBS / 0.86 Kg



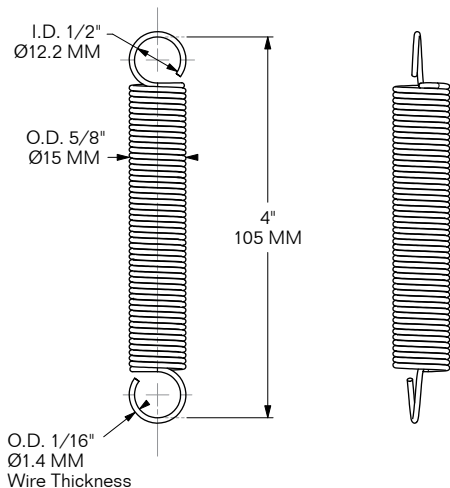
TENSION SPRING

REEFER CONTAINERS | REEFER VAN TRAILERS

1311

SPECIAL ORDER ONLY **MODEL 1311-8908**

TENSION SPRING

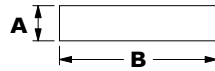


WORKS WITH: CIMC REEFER
MATERIAL: STAINLESS STEEL
FINISH: SELF-COLOR
WEIGHT: 0.06 LBS / 0.03 Kg



ALUMINUM FLAT BARS

REEFER CONTAINERS | REEFER VAN TRAILERS



NOTE: SOME SIZES ARE SPECIAL ORDER

| MODEL | A | B | LENGTH | WEIGHT |
|--------------|-----------------|-------------------|----------------|---------------------|
| 1313-2296 | 1/8" / 3.2 MM | 2" / 50.8 MM | 12' / 3,658 MM | 3.5 LBS / 1.6 Kg |
| 1313-2297 | 1/8" / 3.2 MM | 2" / 50.8 MM | 20' / 6,096 MM | 5.8 LBS / 2.6 Kg |
| 1313-2298 | 1/8" / 3.2 MM | 3" / 76.2 MM | 12' / 3,658 MM | 5.3 LBS / 2.4 Kg |
| 1313-2299 | 1/8" / 3.2 MM | 3" / 76.2 MM | 20' / 6,096 MM | 8.8 LBS / 4 Kg |
| 1313-2300 | 1/8" / 3.2 MM | 4" / 101.6 MM | 12' / 3,658 MM | 7.1 LBS / 3.2 Kg |
| 1313-2301 | 1/8" / 3.2 MM | 4" / 101.6 MM | 20' / 6,096 MM | 11.8 LBS / 5.3 Kg |
| 1313-6810 | 3/16" / 4.76 MM | 1" / 25.4 MM | 12' / 3,658 MM | 2.6 LBS / 1.2 Kg |
| 1313-6810-16 | 3/16" / 4.76 MM | 1" / 25.4 MM | 16' / 4,877 MM | 4 LBS / 1.8 Kg |
| 1313-6811 | 3/16" / 4.76 MM | 1" / 25.4 MM | 20' / 6,096 MM | 4.4 LBS / 2 Kg |
| 1313-6812 | 3/16" / 4.76 MM | 2" / 50.8 MM | 12' / 3,658 MM | 5.3 LBS / 2.4 Kg |
| 1313-6812-16 | 3/16" / 4.76 MM | 2" / 50.8 MM | 16' / 4,877 MM | 7.1 LBS / 3.2 Kg |
| 1313-6813 | 3/16" / 4.76 MM | 2" / 50.8 MM | 20' / 6,096 MM | 8.8 LBS / 4 Kg |
| 1313-6814 | 3/16" / 4.76 MM | 3" / 76.2 MM | 12' / 3,658 MM | 8 LBS / 3.6 Kg |
| 1313-6815 | 3/16" / 4.76 MM | 3" / 76.2 MM | 20' / 6,096 MM | 13.2 LBS / 6 Kg |
| 1313-6816 | 3/16" / 4.76 MM | 4" / 101.6 MM | 12' / 3,658 MM | 10.6 LBS / 4.8 Kg |
| 1313-6817 | 3/16" / 4.76 MM | 4" / 101.6 MM | 20' / 6,096 MM | 17.6 LBS / 8 Kg |
| 1313-6818 | 3/16" / 4.76 MM | 5" / 127 MM | 12' / 3,658 MM | 13.2 LBS / 6 Kg |
| 1313-6819 | 3/16" / 4.76 MM | 5" / 127 MM | 20' / 6,096 MM | 22 LBS / 10 Kg |
| 1313-2400 | 1/4" / 6.35 MM | 1" / 25.4 MM | 12' / 3,658 MM | 3.5 LBS / 1.6 Kg |
| 1313-2401 | 1/4" / 6.35 MM | 1" / 25.4 MM | 20' / 6,096 MM | 5.8 LBS / 2.6 Kg |
| 1313-2402 | 1/4" / 6.35 MM | 2" / 50.8 MM | 12' / 3,658 MM | 7.1 LBS / 3.2 Kg |
| 1313-2403 | 1/4" / 6.35 MM | 2" / 50.8 MM | 20' / 6,096 MM | 11.8 LBS / 5.4 Kg |
| 1313-2404 | 1/4" / 6.35 MM | 3" / 76.2 MM | 12' / 3,658 MM | 10.6 LBS / 4.8 Kg |
| 1313-2405 | 1/4" / 6.35 MM | 3" / 76.2 MM | 20' / 6,096 MM | 17.6 LBS / 8 Kg |
| 1313-2406 | 1/4" / 6.35 MM | 4" / 101.6 MM | 12' / 3,658 MM | 14 LBS / 6.4 Kg |
| 1313-2407 | 1/4" / 6.35 MM | 4" / 101.6 MM | 20' / 6,096 MM | 23.4 LBS / 10.6 Kg |
| 1313-2408 | 1/4" / 6.35 MM | 5" / 127 MM | 12' / 3,658 MM | 17.5 LBS / 7.9 Kg |
| 1313-2409 | 1/4" / 6.35 MM | 5" / 127 MM | 20' / 6,096 MM | 29.2 LBS / 13.2 Kg |
| 1313-2410 | 1/4" / 6.4 MM | 6" / 152.4 MM | 12' / 3,658 MM | 21.1 LBS / 9.6 Kg |
| 1313-2411 | 1/4" / 6.4 MM | 6" / 152.4 MM | 20' / 6,096 MM | 35.2 LBS / 16 Kg |
| 1313-2412 | 5/16" / 7.94 MM | 2" / 50.8 MM | 12' / 3,658 MM | 8.8 LBS / 4 Kg |
| 1313-2413 | 5/16" / 7.94 MM | 2" / 50.8 MM | 20' / 6,096 MM | 14.6 LBS / 6.6 Kg |
| 1313-2414 | 5/16" / 7.94 MM | 3" / 76.2 MM | 12' / 3,658 MM | 13.2 LBS / 6 Kg |
| 1313-2415 | 5/16" / 7.94 MM | 3" / 76.2 MM | 20' / 6,096 MM | 22 LBS / 10 Kg |
| 1313-2416 | 5/16" / 7.94 MM | 3 1/4" / 82.55 MM | 12' / 3,658 MM | 14.3 LBS / 6.5 Kg |
| 1313-2417 | 5/16" / 7.94 MM | 3 1/4" / 82.55 MM | 20' / 6,096 MM | 23.8 LBS / 10.8 Kg |
| 1313-2418 | 5/16" / 7.94 MM | 3 3/4" / 95.25 MM | 12' / 3,658 MM | 16.4 LBS / 7.5 Kg |
| 1313-2419 | 5/16" / 7.94 MM | 3 3/4" / 95.25 MM | 20' / 6,096 MM | 27.4 LBS / 12.4 Kg |
| 1313-2420 | 5/16" / 7.94 MM | 4" / 101.6 MM | 12' / 3,658 MM | 17.5 LBS / 7.9 Kg |
| 1313-2421 | 5/16" / 7.94 MM | 5" / 127 MM | 12' / 3,658 MM | 22 LBS / 10 Kg |
| 1313-6284 | 3/8" / 9.5 MM | 1" / 25.4 MM | 12' / 3,658 MM | 5.3 LBS / 2.4 Kg |
| 1313-6285 | 3/8" / 9.5 MM | 1" / 25.4 MM | 20' / 6,096 MM | 8.8 LBS / 4 Kg |
| 1313-6286 | 3/8" / 9.5 MM | 2" / 50.8 MM | 12' / 3,658 MM | 10.6 LBS / 4.8 Kg |
| 1313-6287 | 3/8" / 9.5 MM | 2" / 50.8 MM | 20' / 6,096 MM | 17.6 LBS / 8 Kg |
| 1313-6288 | 3/8" / 9.5 MM | 2 1/2" / 63.5 MM | 12' / 3,658 MM | 13.2 LBS / 6 Kg |
| 1313-6289 | 3/8" / 9.5 MM | 2 1/2" / 63.5 MM | 20' / 6,096 MM | 22 LBS / 10 Kg |
| 1313-6290 | 3/8" / 9.5 MM | 3" / 76.2 MM | 12' / 3,658 MM | 15.8 LBS / 7.2 Kg |
| 1313-6685 | 3/8" / 9.5 MM | 3" / 76.2 MM | 20' / 6,096 MM | 26.4 LBS / 12 Kg |
| 1313-6686 | 3/8" / 9.5 MM | 4" / 101.6 MM | 12' / 3,658 MM | 21.45 LBS / 9.73 Kg |
| 1313-6687 | 3/8" / 9.5 MM | 4" / 101.6 MM | 20' / 6,096 MM | 35.2 LBS / 16 Kg |
| 1313-6688 | 3/8" / 9.5 MM | 5" / 127 MM | 12' / 3,658 MM | 26.3 LBS / 11.9 Kg |
| 1313-6689 | 3/8" / 9.5 MM | 5" / 127 MM | 20' / 6,096 MM | 43.8 LBS / 19.9 Kg |
| 1313-6690 | 1/2" / 12.7 MM | 1" / 25.4 MM | 12' / 3,658 MM | 7.1 LBS / 3.2 Kg |
| 1313-6691 | 1/2" / 12.7 MM | 1" / 25.4 MM | 20' / 6,096 MM | 11.8 LBS / 5.4 Kg |
| 1313-6692 | 1/2" / 12.7 MM | 2" / 50.8 MM | 12' / 3,658 MM | 14 LBS / 6.4 Kg |
| 1313-6693 | 1/2" / 12.7 MM | 2" / 50.8 MM | 20' / 6,096 MM | 23.4 LBS / 10.6 Kg |
| 1313-6694 | 1/2" / 12.7 MM | 3" / 76.2 MM | 12' / 3,658 MM | 21.1 LBS / 9.6 Kg |
| 1313-6695 | 1/2" / 12.7 MM | 3" / 76.2 MM | 20' / 6,096 MM | 35.2 LBS / 16 Kg |
| 1313-6696 | 1/2" / 12.7 MM | 4" / 101.6 MM | 12' / 3,658 MM | 28.3 LBS / 12.8 Kg |
| 1313-6697 | 1/2" / 12.7 MM | 4" / 101.6 MM | 20' / 6,096 MM | 46.8 LBS / 21.2 Kg |
| 1313-6698 | 1/2" / 12.7 MM | 5" / 127 MM | 12' / 3,658 MM | 35.2 LBS / 16 Kg |

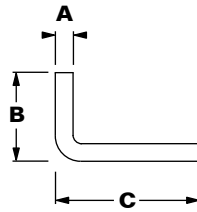
1313



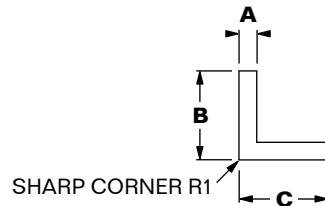
ALUMINUM ANGLES

REEFER CONTAINERS | REEFER VAN TRAILERS

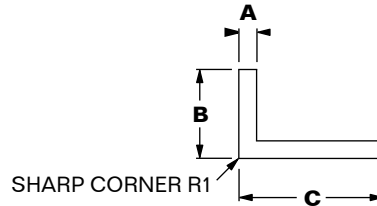
NOTE: SOME SIZES ARE SPECIAL ORDER



| MODEL | A | B | C | LENGTH | WEIGHT |
|------------------|-------|--------|--------|--------|------------------|
| 1313-2261 | 1/8" | 3 1/4" | 5 1/2" | 7' 6" | 9.3 LBS / 4.2 Kg |
| 1313-2293 | 1/8" | 2" | 3" | 10' | 7.0 LBS / 3.2 Kg |
| 1313-2311 | 3/16" | 1" | 2" | 12' | 7.6 LBS / 3.4 Kg |



| MODEL | A | B | C | LENGTH | WEIGHT |
|------------------|-------|----|----|--------|----------------------|
| 1313-6702 | 1/8" | 1" | 1" | 12' | 3.36 LBS / 1.52 Kg |
| 1313-6703 | 1/8" | 2" | 2" | 12' | 6.97 LBS / 3.16 Kg |
| 1313-6704 | 1/8" | 3" | 3" | 12' | 10.57 LBS / 4.79 Kg |
| 1313-6705 | 3/16" | 1" | 1" | 12' | 4.91 LBS / 2.22 Kg |
| 1313-6706 | 3/16" | 2" | 2" | 12' | 10.31 LBS / 4.67 Kg |
| 1313-6707 | 3/16" | 3" | 3" | 12' | 15.65 LBS / 7.09 Kg |
| 1313-6708 | 1/4" | 1" | 1" | 12' | 6.31 LBS / 2.86 Kg |
| 1313-6709 | 1/4" | 2" | 2" | 12' | 13.55 LBS / 6.14 Kg |
| 1313-6718 | 1/4" | 3" | 3" | 12' | 20.69 LBS / 9.38 Kg |
| 1313-6719 | 1/4" | 4" | 4" | 12' | 27.91 LBS / 12.65 Kg |



| MODEL | A | B | C | LENGTH | WEIGHT |
|------------------|-------|----|----|--------|----------------------|
| 1313-6720 | 1/8" | 1" | 2" | 12' | 5.17 LBS / 2.34 Kg |
| 1313-6721 | 1/8" | 1" | 3" | 12' | 6.97 LBS / 3.16 Kg |
| 1313-6722 | 1/8" | 1" | 4" | 12' | 8.77 LBS / 3.97 Kg |
| 1313-6723 | 1/8" | 2" | 3" | 12' | 8.77 LBS / 3.97 Kg |
| 1313-6724 | 1/8" | 2" | 4" | 12' | 10.57 LBS / 4.79 Kg |
| 1313-6725 | 1/8" | 2" | 5" | 12' | 12.37 LBS / 5.61 Kg |
| 1313-6726 | 3/16" | 1" | 2" | 12' | 7.57 LBS / 3.43 Kg |
| 1313-6727 | 3/16" | 1" | 3" | 12' | 10.31 LBS / 4.67 Kg |
| 1313-6728 | 3/16" | 2" | 3" | 12' | 12.62 LBS / 5.72 Kg |
| 1313-6729 | 1/4" | 2" | 3" | 12' | 17.54 LBS / 7.95 Kg |
| 1313-6743 | 1/4" | 2" | 4" | 12' | 20.71 LBS / 9.39 Kg |
| 1313-6744 | 1/4" | 2" | 5" | 12' | 24.31 LBS / 11.02 Kg |
| 1313-6745 | 1/4" | 3" | 4" | 12' | 24.16 LBS / 10.95 Kg |
| 1313-6746 | 1/4" | 3" | 5" | 12' | 27.78 LBS / 12.60 Kg |
| 1313-6747 | 1/4" | 3" | 6" | 12' | 31.49 LBS / 14.28 Kg |

MATERIAL: EXTRUDED ALUMINUM ALLOY 6053-T6 OR 6061-T6

1313

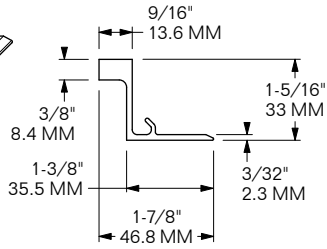
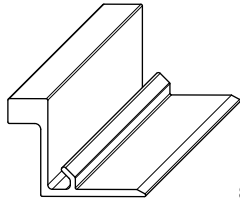


ALUMINUM SIDE POSTS

REEFER CONTAINERS

MODEL 1314-6979

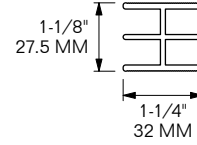
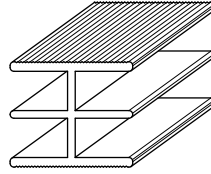
SIDE POST, Interior Wall



FITS: 40' REEFER CONTAINER
LENGTH: 102-3/8" / 2,600 MM
MATERIAL: ALUMINUM **FINISH:** SELF-COLOR
WEIGHT: 4.1 LBS / 1.86 Kg

MODEL 1314-7718

SIDE POST, Interior Wall



SUB FOR: CIMC SA19-A100-A2
FITS: CIMC 40' REEFER
LENGTH: 89-3/16" / 2,265 MM
MATERIAL: ALUMINUM **FINISH:** SELF-COLOR
WEIGHT: 3.46 LBS / 1.57 Kg

1314



TABLE OF CONTENTS SWING DOOR HARDWARE 1400

PAGE NUMBERS

| | |
|-------------------------|--|
| 1401-1 to -30 | SWING DOOR LOCKING SYSTEMS & COMPONENTS: <ul style="list-style-type: none"> » Bolt-On Bloxwich type » Lock Rod Hardware Kits (Right- & Left-Locking) » Top & Bottom Keepers » Top & Bottom Cams » Door Handles » Door Handle Hardware (Hub Mounts, Rivets, Retainer Catches, Retainer Plates, Shims & Gaskets) » Short Bearing Brackets & Hardware (Shims & Gaskets) » Secondary Lock Hardware » Long Bearing Brackets & Hardware » Anti-Rack Hardware » Bearing Bushings |
| 1401-31 to -34 | LOCK ROD ASSEMBLIES |
| 1401-35 | LOCK ROD PIPE |
| 1402-1 to -3 | SWING DOOR HINGES (Domestic & ISO Containers) |
| 1402-4 to -11 | SWING DOOR HINGES (Reefer Containers) |
| 1402-23 to -29 | SWING DOOR HINGE HARDWARE: <ul style="list-style-type: none"> » Insert Bushings » Hinge Lugs » Hinge Pins & Washers |
| 1402-30 to -33 | SWING DOOR HOLDBACKS & RELATED HARDWARE |
| 1402-34 | SWING DOOR BUMPERS & STOPS |
| 1403-1 to -2, -5 | CONTAINER DOOR PANELS |
| 1403-4, -6, -7 | CONTAINER DOORS |
| 1403-8 | CONTAINER DOOR BLANKS |
| 1404-1 to -3 | CONTAINER DOOR GASKETS |
| 1404-5 to -14 | CONTAINER DOOR GASKET ASSEMBLIES |
| 1404-15 | CONTAINER DOOR GASKET RETAINERS |
| 1405-1 to -9 | CONTAINER DOOR JAMB FRAMES |
| 1405-10 | CONTAINER DOOR STRINGER |
| 1405-11 to -12 | CONTAINER DOOR SILL GUTTERS |





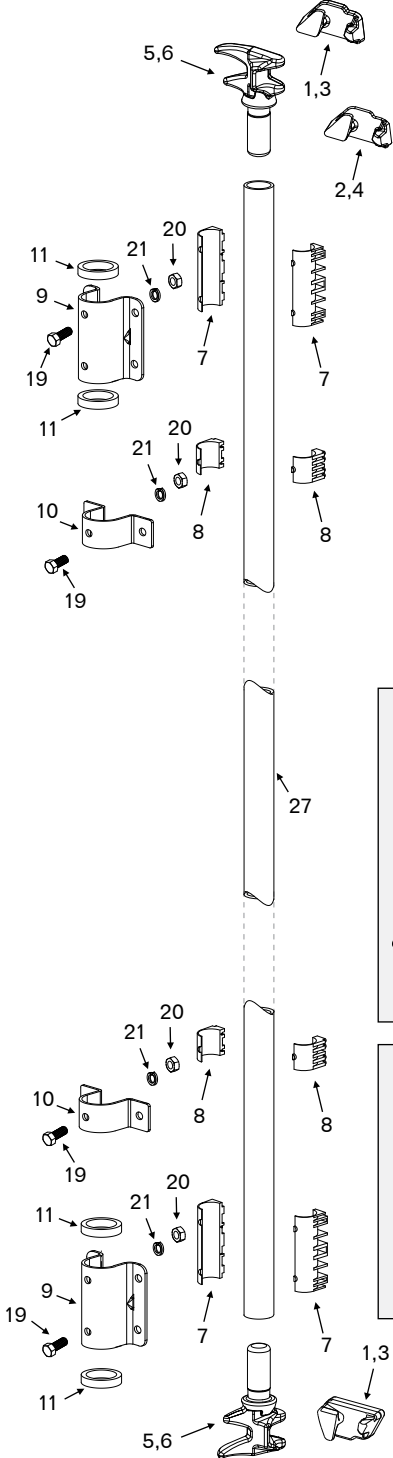
SWING DOOR LOCKING SYSTEMS

BOLT-ON BLOXWICH-STYLE (new type)

COMPONENTS OVERVIEW

ISO & REEFER CONTAINERS

NEW TYPE
without steel
backplate for
bushings

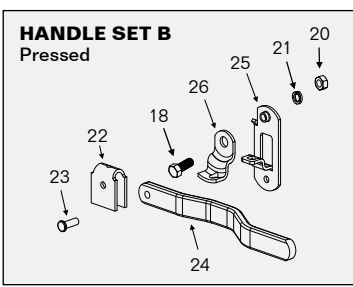
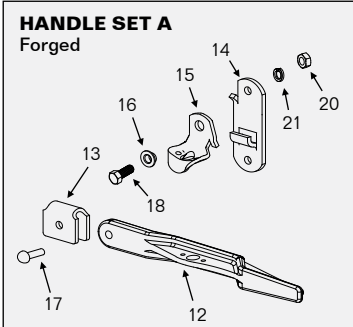


| ITEM | BUFFERS # | QUANTITY | | DESCRIPTION |
|--------------|------------------------|----------|-------|--|
| | | Set A | Set B | |
| 1 OR 2 | 1401-2189-L | 1 | 1 | Keeper LH, 1-3/4" (44 MM) offset |
| 3 OR 4 | 1401-2190-L | 1 | 1 | Keeper LH, 1-9/32" (33 MM) offset |
| 5 | 1401-2189-R | 1 | 1 | Keeper RH, 1-3/4" (44 MM) offset |
| 6 | 1401-2190-R | 1 | 1 | Keeper RH, 1-9/32" (33 MM) offset |
| 7 | 1401-6968-L | 1 | 1 | Cam, Top Right or Bottom Left |
| 8 | 1401-6968-R | 1 | 1 | Cam, Top Left or Bottom Right |
| 9 | 1401-2613 | 4 | 4 | Split Bushing, Half, Long |
| 10 | 1401-6113 | 4 | 4 | Split Bushing, Half, Short |
| 11 | 1401-2173 | 2 | 2 | Bearing Bracket, Long |
| 12 | 1401-2175 | 2 | 2 | Bearing Bracket, Short |
| 13 | 1401-2172 | 4 | 4 | Anti-Rack Ring |
| 14 | 1401-2180 | 1 | 0 | Handle, Forged |
| 15 | 1401-2177 | 1 | 0 | Handle Hub, Mount Bracket |
| 16 | 1401-2607 | 1 | 0 | Retainer Plate |
| 17 | 1401-2609 | 1 | 0 | Retainer Catch |
| 18 | 1401-2179 | 1 | 0 | Spacer Bushing, SS |
| 19 | 1401-2196 or 1401-2587 | 1 | 0 | Rivet for Handle Hub |
| 20 | 1401-4705 | 1 | 1 | Hex Bolt M10-1.5 x 35mm, HDG |
| 21 | 1401-4706 | 12 | 12 | Hex Bolt M10-1.5 x 25mm, HDG |
| 22 | 1401-4707 | 13 | 13 | Hex Nut M10, HDG w/ Nylon Insert |
| 23 | 1401-4708 | 13 | 13 | Lock Washer, 10mm, HDG |
| 24 | 1401-8149 | 0 | 1 | Handle Hub Mounting Bracket |
| 25 | 1401-2587 | 0 | 1 | Rivet for Handle |
| 26 | 1401-2585 | 0 | 1 | Handle, Pressed |
| 27 | 1401-2588 | 0 | 1 | Retainer Plate |
| 28 | 1401-2584 | 0 | 1 | Retainer Catch |
| 29 | 1401-6204-120-1.05 | 1 | 1 | Lock Rod Pipe, SCH 40, 120", HDG |

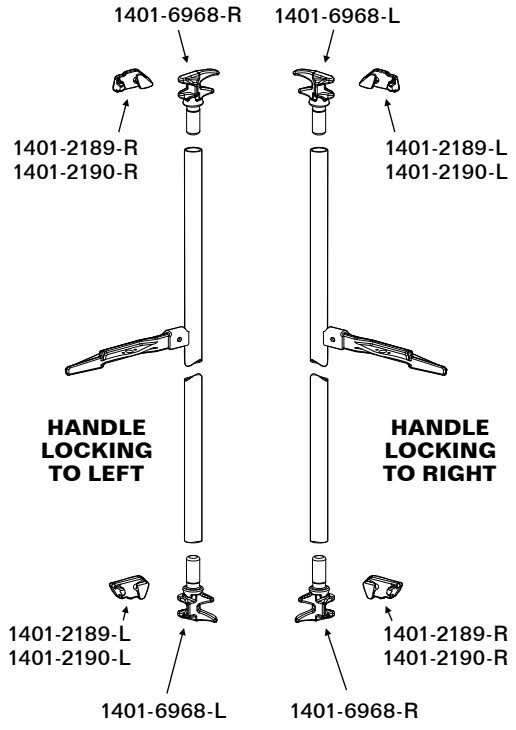
HANDLE SET A:
Forged

HANDLE SET B:
Pressed

1401



CAM & KEEPER LOCATION DETAILS





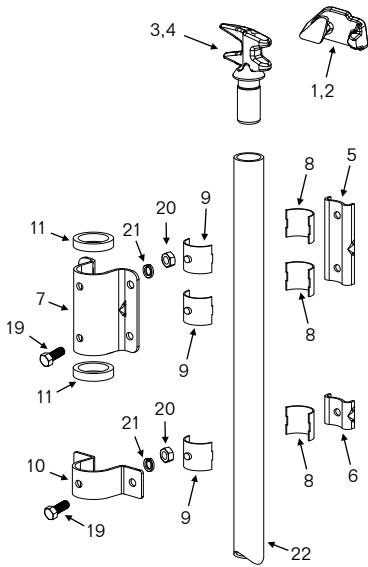
SWING DOOR LOCKING SYSTEMS

BOLT-ON BLOXWICH-STYLE (old type)

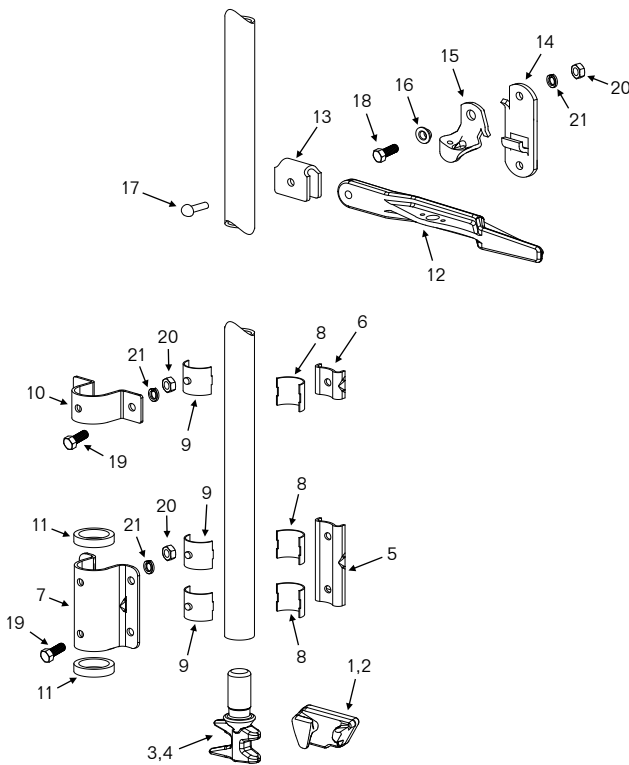
COMPONENTS OVERVIEW

ISO & REEFER CONTAINERS

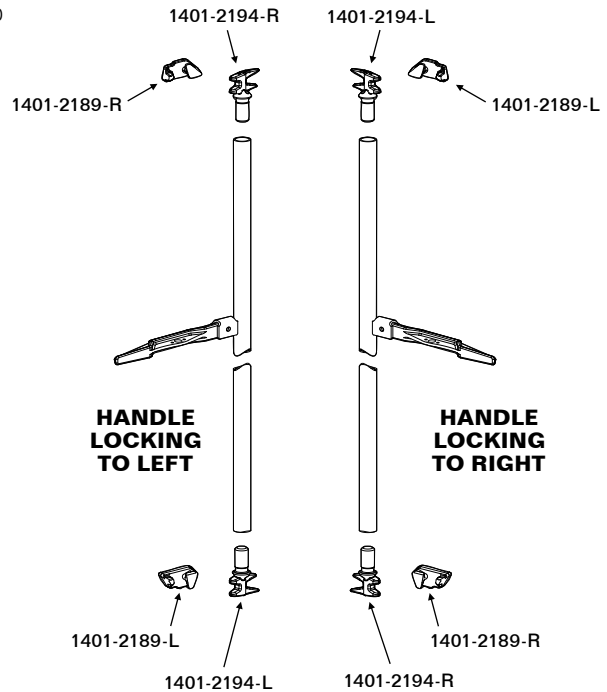
OLD TYPE
w/ steel backplate
for bushings



| ITEM | BUFFERS MODEL # | BLOXWICH MODEL # | QTY. per Lock Rod | DESCRIPTION |
|------|------------------------|------------------|-------------------|--------------------------------------|
| 1 | 1401-2189-L | 10365 | 1 | Keeper, LH |
| 2 | 1401-2189-R | 10364 | 1 | Keeper, RH |
| 3 | 1401-2194-L | 10081 | 1 | Cam |
| 4 | 1401-2194-R | 10080 | 1 | Cam |
| 5 | 1401-2174 | 10159-1 | 2 | Bearing Bracket Backplate, Long |
| 6 | 1401-2176 | 10160 | 2 | Bearing Bracket Backplate, Short |
| 7 | 1401-2173 | 11028 | 2 | Bearing Bracket, Long |
| 8 | 1401-2197-F | 10556 | 6 | Split Bushing, Female / Inner |
| 9 | 1401-2197-M | 10557 | 6 | Split Bushing, Male / Outer |
| 10 | 1401-2175 | 10163 | 2 | Bearing Bracket, Short |
| 11 | 1401-2172 | 11945 | 4 | Anti-Rack Ring |
| 12 | 1401-2180 | 22182 | 1 | Handle, Forged |
| 13 | 1401-2177 | 22084 | 1 | Handle Hub Mount Bracket |
| 14 | 1401-2607 | 22183F | 1 | Retainer Plate |
| 15 | 1401-2609 | 22192 | 1 | Retainer Catch |
| 16 | 1401-2179 | 22185 | 1 | Bushing |
| 17 | 1401-2196 or 1401-2587 | 10038-1 | 1 | Rivet for Handle Hub |
| 18 | 1401-4705 | | 1 | Hex Bolt M10-1.5 x 35mm, HDG |
| 19 | 1401-4706 | | 12 | Hex Bolt M10-1.5 x 25mm, HDG |
| 20 | 1401-4707 | | 13 | Hex Nut M10-1.5, HDG w/ Nylon Insert |
| 21 | 1401-4708 | | 13 | Lock Washer, 10mm, HDG |
| 22 | 1401-6204-120-1.05 | | 1 | Lock Rod Pipe, SCH 40, 120", HDG |



CAM & KEEPER LOCATION DETAILS



BUFFERS USA INC

"The Intermodal Hardware Specialists"

1401-2



904-696-0010

E-mail: sales@buffersusa.com

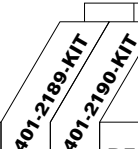


SWING DOOR LOCKING SYSTEMS

BOLT-ON BLOXWICH-STYLE (new type) KITS

DOMCON, ISO & REEFER CONTAINERS

NEW TYPE
without steel
backplate for
bushings



COMPONENT QTY'S PER KIT

NOTE: All components are supplied loose.

| ITEM | BUFFERS MODEL # | 1401-2189-KIT | 1401-2190-KIT | DESCRIPTION | SUB FOR: |
|------|-----------------|---------------|---------------|--|---------------|
| 1 | 1401-2613 | 4 | 4 | SPLIT BUSHING HALF, Long | Blox. 10559 |
| 2 | 1401-2173 | 2 | 2 | BEARING BRACKET, Long | Blox. 11028 |
| 3 | 1401-6113 | 4 | 4 | SPLIT BUSHING HALF, Short | Blox. 10560 |
| 4 | 1401-2175 | 2 | 2 | BEARING BRACKET, Short | Blox. 10163 |
| 5 | 1401-2172 | 4 | 4 | ANTI-RACK RING | Blox. 11945 |
| 6 | 1401-2180 | 1 | 1 | HANDLE, Forged | Blox. 22182 |
| 7 | 1401-2177 | 1 | 1 | HANDLE HUB MOUNTING BRACKET | Blox. 22084 |
| 8 | 1401-2607 | 1 | 1 | RETAINER PLATE | Blox. 22192 |
| 9 | 1401-2609 | 1 | 1 | RETAINER CATCH | Blox. 12229 |
| 10 | 1401-2179 | 1 | 1 | Spacer Bushing (SS) | Blox. 22185 |
| 11 | 1401-2587 | 1 | 1 | RIVET for Handle Hub | Blox. 10038/1 |
| 12 | 1401-2189-L | 1 | 0 | KEEPER, Top Right or Bottom Left 1-3/4" (44mm) offset | Blox. 10365 |
| 13 | 1401-2189-R | 1 | 0 | KEEPER, Top Left or Bottom Right 1-3/4" (44mm) offset | Blox. 10364 |
| 14 | 1401-2190-L | 0 | 1 | KEEPER, Top Right or Bottom Left 1-9/32" (33mm) offset | Blox. 10153 |
| 15 | 1401-2190-R | 0 | 1 | KEEPER, Top Left or Bottom Right 1-9/32" (33mm) offset | Blox. 10152 |
| 16 | 1401-6968-L | 1 | 1 | CAM, Top Right or Bottom Left | Blox. 10083 |
| 17 | 1401-6968-R | 1 | 1 | CAM, Top Left or Bottom Right | Blox. 10082 |

***OPTIONAL FASTENERS & PIPE ARE NOT INCLUDED IN KIT:**

| ITEM | BUFFERS MODEL # | 1401-2189-KIT | 1401-2190-KIT | DESCRIPTION | SUB FOR: |
|------|--------------------|---------------|---------------|----------------------------------|-------------|
| A | 1401-4705 | 1 | 1 | HEX BOLT M10-1.5 x 35mm, HDG | CIMC D27-02 |
| B | 1401-4706 | 12 | 12 | HEX BOLT M10-1.5 x 25mm, HDG | CIMC D27-01 |
| C | 1401-4707 | 13 | 13 | HEX NUT M10, HDG w/ Nylon Insert | — n/a — |
| D | 1401-4708 | 13 | 13 | LOCK WASHER, 10mm, HDG | — n/a — |
| E | 1401-6204-120-1.05 | 1 | 1 | LOCK ROD PIPE, SCH 40, 120", HDG | — n/a — |

MODEL 1401-2189-KIT

LOCK ROD HARDWARE KIT

1-3/4" (44mm) Keeper offset,
Left- or Right-Locking

MATERIAL: STEEL
FINISH: HOT-DIP GALVANIZED
WEIGHT: 11.9 LBS / 5.4 Kg

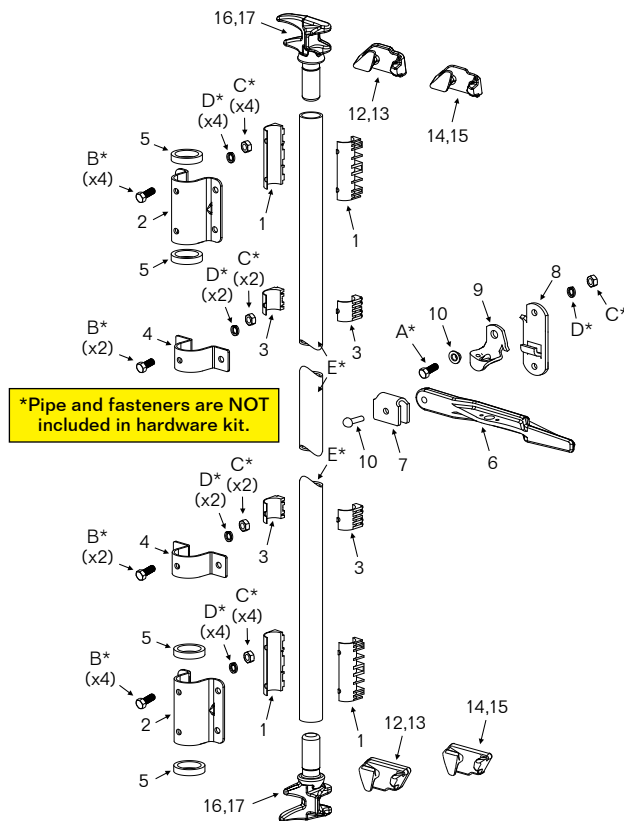
MODEL 1401-2190-KIT

LOCK ROD HARDWARE KIT

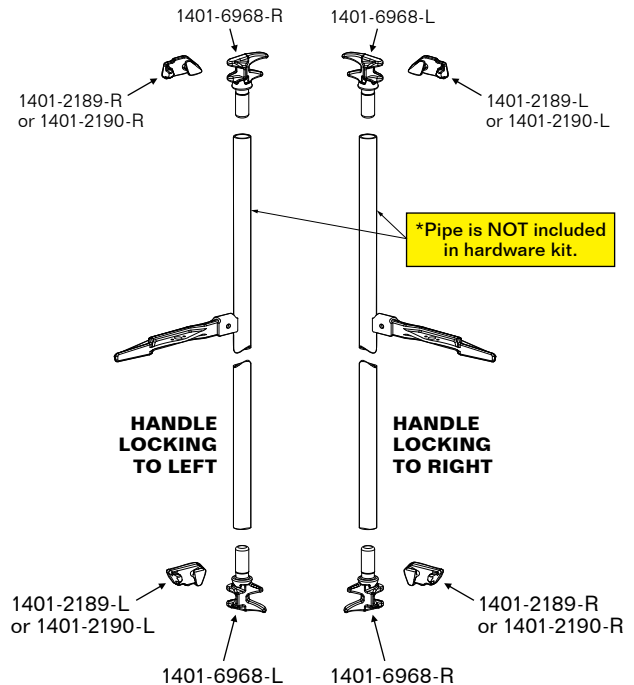
1-9/32" (33mm) Keeper offset,
Left- or Right-Locking

MATERIAL: STEEL
FINISH: HOT-DIP GALVANIZED
WEIGHT: 10.5 LBS / 4.8 Kg

1401



CAM & KEEPER LOCATION DETAILS





SWING DOOR LOCKING SYSTEMS

BLOXWICH-STYLE COMPONENTS

TOP & BOTTOM KEEPERS

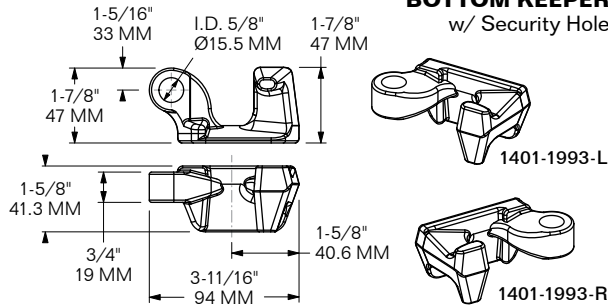
DOMCON, ISO & REEFER CONTAINERS

1401

1401-1993-L
shown dimensioned

MODEL 1401-1993-L/R

BOTTOM KEEPER
w/ Security Hole

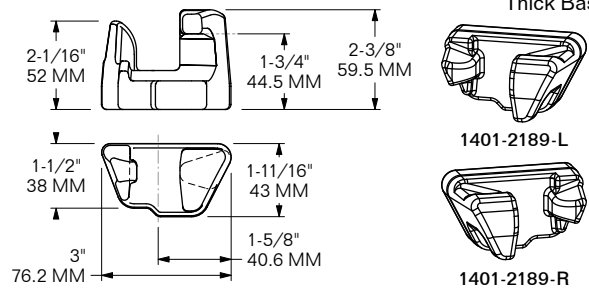


SUB FOR: BLOXWICH 13508/C-L, 13508/C-R
WORKS WITH: 1401-1992 CAM
MATERIAL: FORGED STEEL **FINISH:** ZINC-PLATED
WEIGHT: 0.96 LBS / 0.44 Kg

1401-2189-L
shown dimensioned

MODEL 1401-2189-L/R

TOP & BOTTOM KEEPER
Thick Base

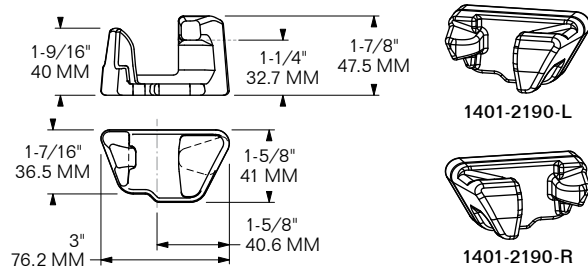


SUB FOR: BLOXWICH 10365 (L), 10364 (R)
WORKS WITH: 1401-2194 CAM
MATERIAL: FORGED STEEL **FINISH:** ZINC-PLATED
WEIGHT: 1.45 LBS / 0.66 Kg

1401-2190-L
shown dimensioned

MODEL 1401-2190-L/R

TOP & BOTTOM KEEPER

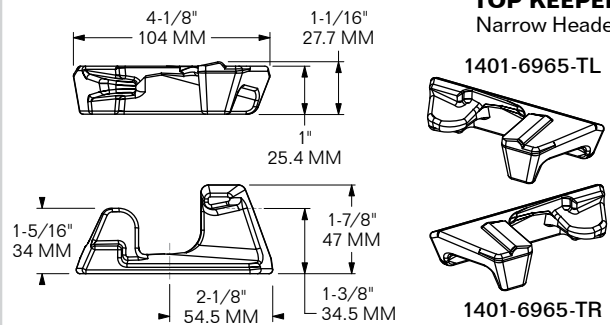


SUB FOR: BLOXWICH 10153 (L), 10152 (R)
WORKS WITH: 1401-2194 CAM
MATERIAL: FORGED STEEL **FINISH:** ZINC-PLATED
WEIGHT: 0.9 LBS / 0.41 Kg

1401-6965-TL
shown dimensioned

MODEL 1401-6965-TL/TR

TOP KEEPER
Narrow Header



FITS: 48', 53' **WORKS WITH:** 1401-6969 CAM
MATERIAL: FORGED STEEL **FINISH:** ZINC-PLATED
WEIGHT: 0.66 LBS / 0.3 Kg





SWING DOOR LOCKING SYSTEMS

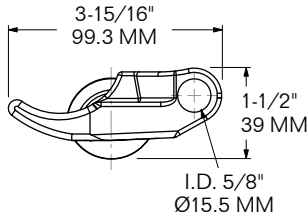
BLOXWICH-STYLE COMPONENTS

TOP & BOTTOM CAMS

DOMCON, ISO & REEFER CONTAINERS

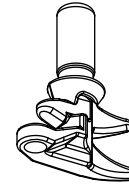
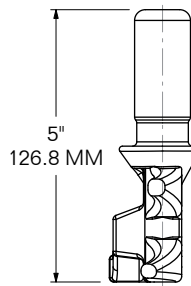
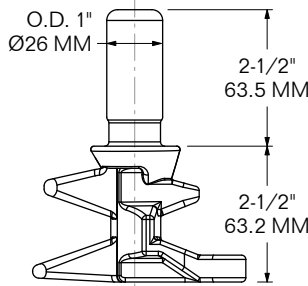
MODEL 1401-1992-L/R

BOTTOM CAMS w/ Security Hole

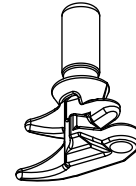


Model 1401-1992-R shown dimensioned.

Model 1401-1992-L is a mirror image.



MODEL 1401-1992-L
Bottom Left



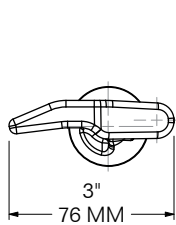
MODEL 1401-1992-R
Bottom Right

SUB FOR: BLOXWICH 13506/D-L, 13506/D-R, CIMC D23-01C, SAEJIN 87024-L & 87022-R
WORKS WITH: 1401-1993-L/-R KEEPERS **MATERIAL:** FORGED STEEL
FINISH: HOT-DIP GALVANIZED **WEIGHT:** 1.55 LBS / 0.7 Kg

1401

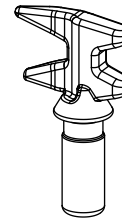
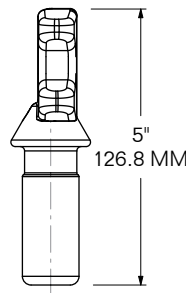
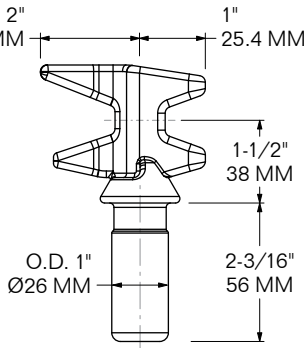
MODEL 1401-2194-L/R

TOP & BOTTOM CAMS

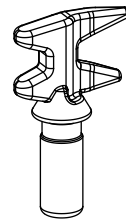


Model 1401-2194-L shown dimensioned.

Model 1401-2194-R is a mirror image.



MODEL 1401-2194-L
Top Right or Bottom Left

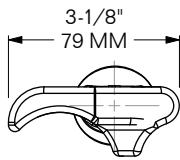


MODEL 1401-2194-R
Top Left or Bottom Right

SUB FOR: BLOXWICH 10081 (L) & 10080 (R), CIMC D23-01A (L) & D23-01B (R), SAEJIN 87004 (L) & 87003 (R)
WORKS WITH: 1401-2189-L/R & 1401-2190-L/R KEEPERS **MATERIAL:** CAST STEEL
FINISH: HOT-DIP GALVANIZED **WEIGHT:** 1.3 LBS / 0.59 Kg

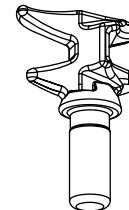
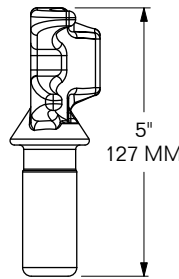
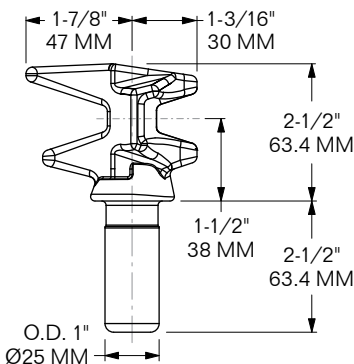
MODEL 1401-6968-L/R

TOP & BOTTOM CAMS w/ Kick-out Ridge

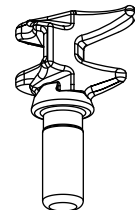


Model 1401-6968-L shown dimensioned.

Model 1401-6968-R is a mirror image.



MODEL 1401-6968-L
Top Right or Bottom Left



MODEL 1401-6968-R
Top Left or Bottom Right

SUB FOR: BLOXWICH 10083 (L) & 10082 (R), SAEJIN 87004/2L (L) & 87003/2R (R)
WORKS WITH: 1401-2189-L/R & 1401-2190-L/R KEEPERS **MATERIAL:** FORGED STEEL
FINISH: HOT-DIP GALVANIZED (Slung) **WEIGHT:** 1.45 LBS / 0.66 Kg

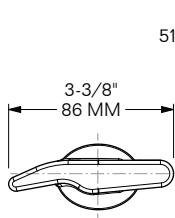


SWING DOOR LOCKING SYSTEMS

BLOXWICH-STYLE COMPONENTS

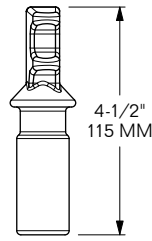
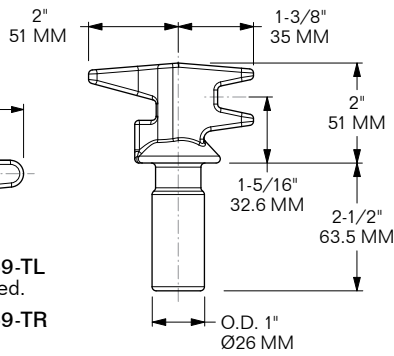
TOP CAMS

DOMCON, ISO & REEFER CONTAINERS



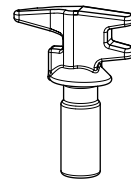
Model 1401-6969-TL shown dimensioned.

Model 1401-6969-TR is a mirror image.

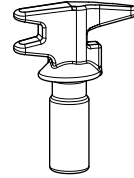


MODEL 1401-6969-TL/TR

TOP CAMS
for Narrow Header



MODEL 1401-6969-TL
Top Left



MODEL 1401-6969-TR
Top Right

FITS: 48' & 53' **SUB FOR:** BLOXWICH 10085 (TL) & 10084 (TR), SAEJIN 87004/6L, H-01/3L (TL) & 87003/6R, H-02/3R (TR)
WORKS WITH: BUFFERS 1401-6965 KEEPER **MATERIAL:** FORGED STEEL
FINISH: HOT-DIP GALVANIZED (HDG) **WEIGHT:** 1.04 LBS / 0.47 Kg

1401





SWING DOOR LOCKING SYSTEMS

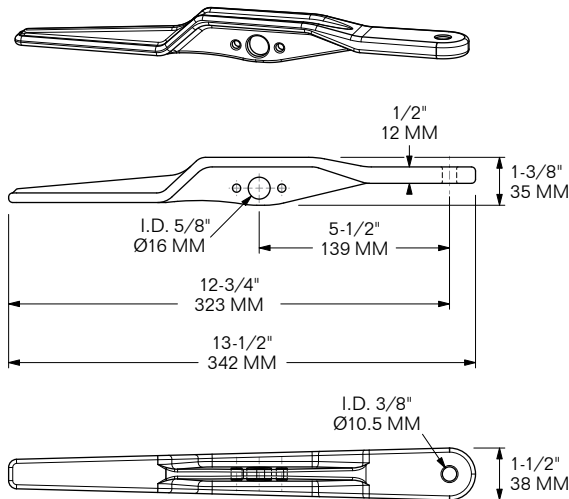
BLOXWICH-STYLE COMPONENTS

FORGED DOOR HANDLES

DOMCON, ISO & REEFER CONTAINERS

MODEL 1401-2180

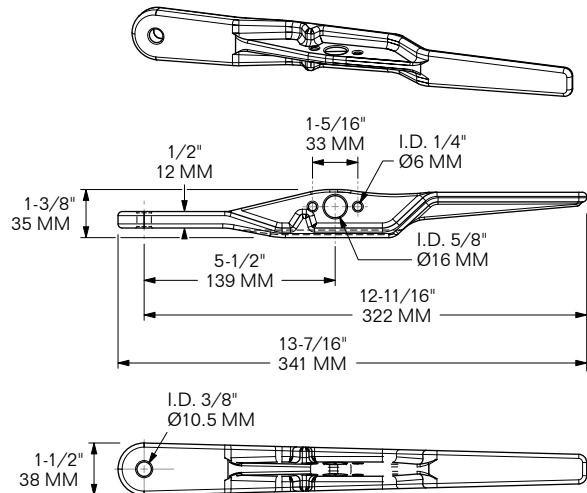
STANDARD TYPE



SUB FOR: BLOXWICH 22182
WORKS WITH: 1401-2177 HANDLE HUB
MATERIAL: FORGED STEEL
FINISH: GALVANIZED **WEIGHT:** 1.73 LBS / 0.78 Kg

MODEL 1401-2198

w/ LATCH STOP
for Reefer Containers

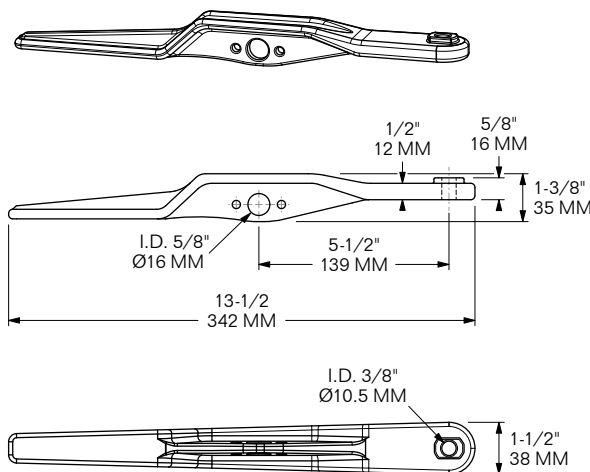


SUB FOR: DEYUAN MARINE 97HH-E-05-1-2
FITS: HH-E/L-M-type DOOR LOCKING SYSTEM
MATERIAL: FORGED STEEL **FINISH:** GALVANIZED
WEIGHT: 2.02 LBS / 0.92 Kg

1401

MODEL 1401-2579

w/ SAFETY "DOUGHNUT"



WORKS WITH: 1401-2578 HANDLE HUB
MATERIAL: FORGED STEEL
FINISH: GALVANIZED **WEIGHT:** 1.91 LBS / 0.87 Kg



SWING DOOR LOCKING SYSTEMS

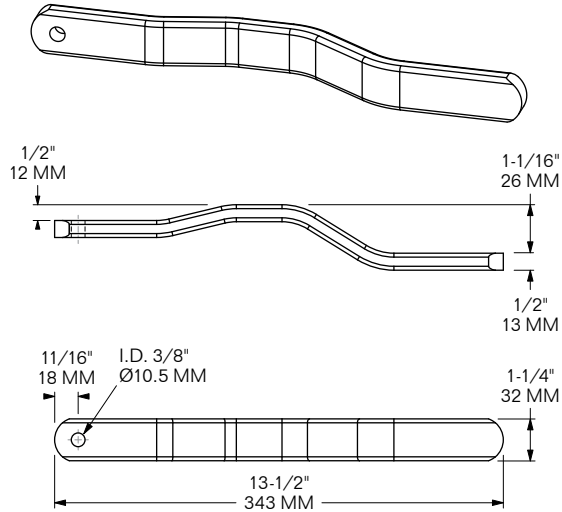
BLOXWICH- & MINER-STYLE COMPONENTS

PRESSED DOOR HANDLES

CONTAINERS & VAN TRAILERS

MODEL 1401-2585

PRESSED HANDLE



SUB FOR: MINER 4090, BLOXWICH 12321
WORKS WITH: 1401-2586 & 1401-8149 HANDLE HUB
MATERIAL: FAB. STEEL
FINISH: GALVANIZED **WEIGHT:** 2.3 LBS / 1.04 Kg

1401





SWING DOOR LOCKING SYSTEMS

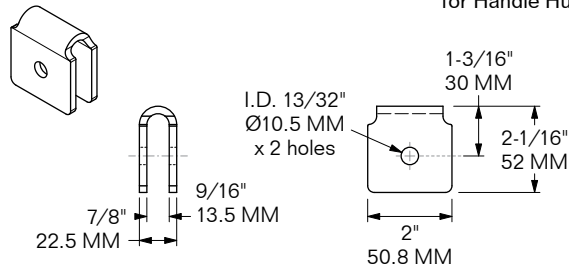
BLOXWICH- & MINER-STYLE COMPONENTS

DOOR HANDLE MOUNTING HARDWARE

CONTAINERS & VAN TRAILERS

MODEL 1401-2177

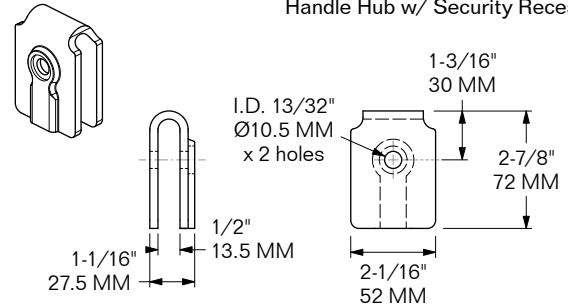
MOUNTING BRACKET
for Handle Hub



SUB FOR: BLOXWICH 22084, CIMC D23-11, SAEJIN 87030/2
WORKS WITH: 1401-2180 HANDLE **MATERIAL:** STEEL
FINISH: ZINC-PLATED **WEIGHT:** 0.39 LBS / 0.17 Kg

MODEL 1401-2578

MOUNTING BRACKET for
Handle Hub w/ Security Recess

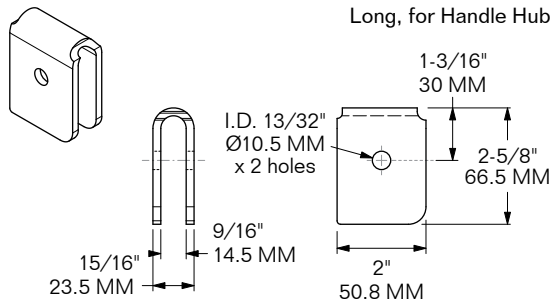


WORKS WITH: 1401-2579 HANDLE **MATERIAL:** STEEL
FINISH: ZINC-PLATED **WEIGHT:** 0.59 LBS / 0.27 Kg

1401

MODEL 1401-8149

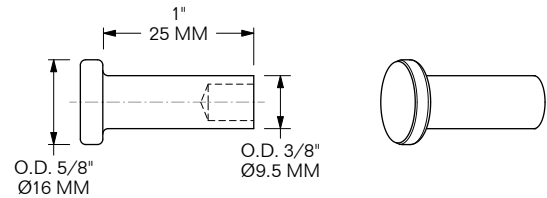
MOUNTING BRACKET
Long, for Handle Hub



SUB FOR: SAEJIN 87030/4
WORKS WITH: 1401-2585 HANDLE **MATERIAL:** STEEL
FINISH: HOT-DIP GALVANIZED **WEIGHT:** 0.48 LBS / 0.22 Kg

MODEL 1401-2196

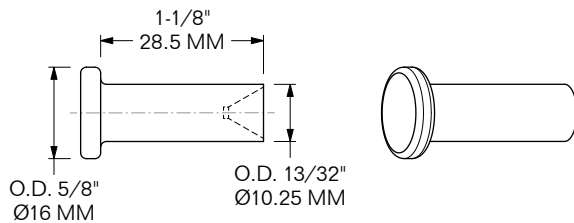
RIVET, Long, for Handle Hub



SUB FOR: SAEJIN 84049/M, BLOXWICH 10038/1,
CIMC D23-12 **WORKS WITH:** 1401-2177 & 1401-8149
HANDLE HUB MOUNTING BRACKETS **MATERIAL:** STEEL
FINISH: ZINC-PLATED **WEIGHT:** 0.04 LBS / 0.02 Kg

MODEL 1401-2587

RIVET for Handle Hub



SUB FOR: SAEJIN 87011 & 87049,
BLOXWICH 10038/1, MINER M4049
WORKS WITH: 1401-2586 & 1401-8149
HANDLE HUB MOUNTING BRACKETS
MATERIAL: STEEL **FINISH:** ZINC-PLATED
WEIGHT: 0.05 LBS / 0.02 Kg





SWING DOOR LOCKING SYSTEMS

BLOXWICH- & MINER-STYLE COMPONENTS

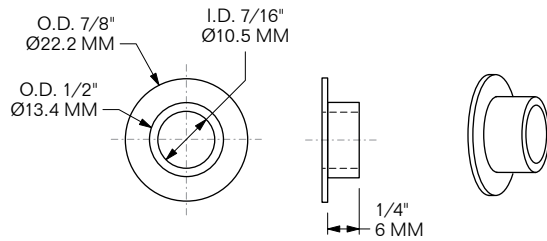
DOOR HANDLE MOUNTING HARDWARE

CONTAINERS & VAN TRAILERS

1401

MODEL 1401-2179

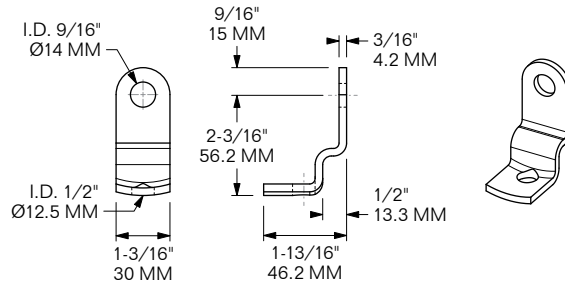
BUSHING for Retainer Catch



SUB FOR: BLOXWICH 22185
WORKS WITH: 1401-2474 & 1401-2609 RETAINER CATCH
MATERIAL: STEEL **FINISH:** ZINC-PLATED
WEIGHT: 0.015 LBS / 0.006 Kg

MODEL 1401-2474

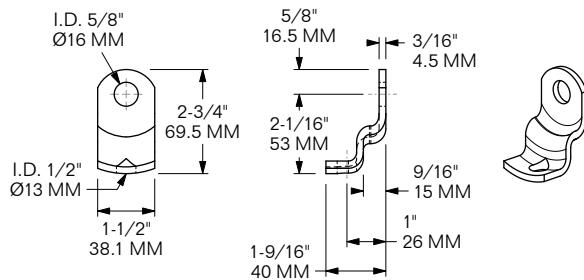
RETAINER CATCH



SUB FOR: BLOXWICH CRCP-001
WORKS WITH: 1401-2473 RETAINER PLATE
MATERIAL: STEEL **FINISH:** GALVANIZED
WEIGHT: 0.22 LBS / 0.1 Kg

MODEL 1401-2584

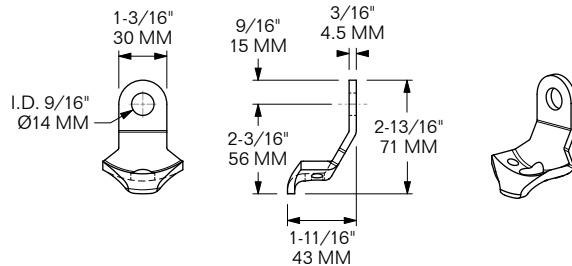
RETAINER CATCH



SUB FOR: MINER M4012
WORKS WITH: 1401-2588 RETAINER PLATE
MATERIAL: STEEL **FINISH:** GALVANIZED
WEIGHT: 0.25 LBS / 0.113 Kg

MODEL 1401-2609

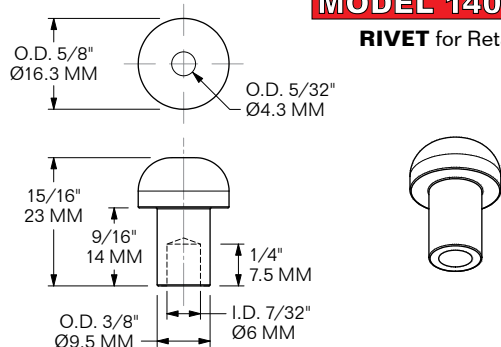
RETAINER CATCH



SUB FOR: BLOXWICH 12229
WORKS WITH: 1401-2607 RETAINER PLATE
MATERIAL: STEEL **FINISH:** GALVANIZED
WEIGHT: 0.22 LBS / 0.1 Kg

MODEL 1401-2634

RIVET for Retainer Catch



SUB FOR: BLOXWICH 10038/2
MATERIAL: STEEL **FINISH:** ZINC-PLATED
WEIGHT: 0.022 LBS / 0.01 Kg





SWING DOOR LOCKING SYSTEMS

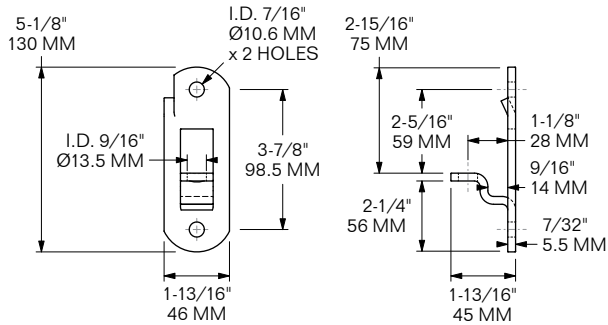
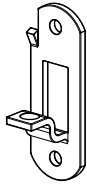
BLOXWICH- & MINER-STYLE COMPONENTS

DOOR HANDLE MOUNTING HARDWARE

CONTAINERS & VAN TRAILERS

MODEL 1401-2473

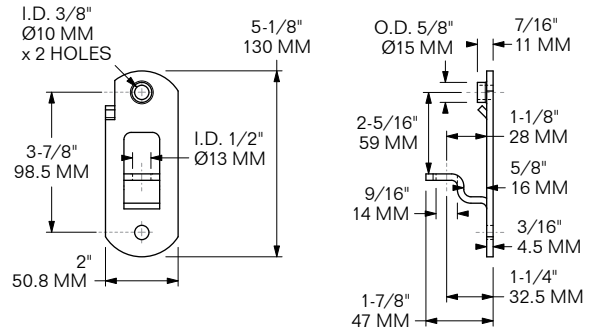
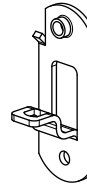
RETAINER PLATE
for Pressed Handle,
Bloxwich type



SUB FOR: BLOXWICH 12322
WORKS WITH: 1401-2474 RETAINER CATCH
MATERIAL: 7/32" / 5.5 MM-THICK STEEL
FINISH: HOT-DIP GALVANIZED (HDG)
WEIGHT: 0.5 LBS / 0.23 Kg

MODEL 1401-2588

RETAINER PLATE
for Pressed Handle,
Miner type

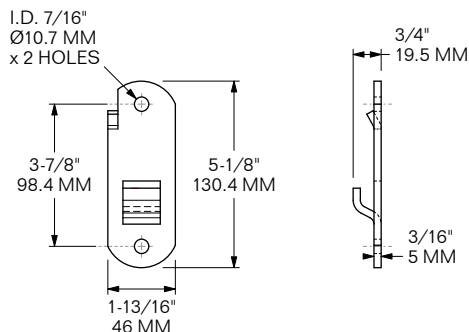
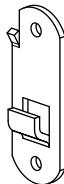


SUB FOR: MINER M4011
WORKS WITH: 1401-2584 RETAINER CATCH
MATERIAL: 3/16" / 4.5 MM-THICK STEEL
FINISH: HOT-DIP GALVANIZED (HDG)
WEIGHT: 0.45 LBS / 0.2 Kg

1401

MODEL 1401-2607

RETAINER PLATE
for Forged Handle,
Bloxwich type



SUB FOR: BLOXWICH 22183F
WORKS WITH: 1401-2609 RETAINER CATCH
MATERIAL: 3/16" / 5 MM-THICK STEEL
FINISH: HOT-DIP GALVANIZED (HDG)
WEIGHT: 0.47 LBS / 0.21 Kg





SWING DOOR LOCKING SYSTEMS

BLOXWICH- & MINER-STYLE COMPONENTS

DOOR HANDLE MOUNTING HARDWARE

CONTAINERS & VAN TRAILERS

1401

I.D. 13/32"
Ø10.5 MM
x 2 HOLES

MODEL 1401-2619
5/32" SHIM FOR RETAINER PLATE

MODEL 1401-2704
3/32" SHIM FOR RETAINER PLATE

1-3/4"
44 MM

3-7/8"
99 MM

5-1/8"
130 MM

THICKNESS

5/32"
3.75 MM

3/32"
2.25 MM

WORKS WITH: 1401-2473 & 1401-2607 RETAINER PLATES
MATERIAL: STEEL **FINISH:** HOT-DIP GALVANIZED
2619 WT: 0.36 LBS / 0.16 Kg **2704 WT:** 0.18 LBS / 0.08 Kg

MODEL 1401-2620
1/8" SHIM FOR RETAINER PLATE

I.D. 13/32"
Ø10.6 MM x 2 HOLES

1-13/16"
46.5 MM

3-7/8"
99 MM

5-3/16"
131.9 MM

1/8"
3 MM

WORKS WITH: 1401-2473, 1401-2588 & 1401-2607 RETAINER PLATES **MATERIAL:** STEEL
FINISH: HOT-DIP GALVANIZED **WEIGHT:** 0.29 LBS / 0.13 Kg

I.D. 7/16"
Ø11.5 MM
x 2 HOLES

MODEL 1401-7324-1MM
MODEL 1401-7324-3.75MM
GASKETS FOR RETAINER PLATE

1-13/16"
46 MM

3-7/8"
98.7 MM

5-1/8"
130 MM

THICKNESS

5/32" / 3.75 MM

1/32" / 1 MM

SUB FOR: JINDO R16578-0004
WORKS WITH: 1401-2473, 1401-2588 & 1401-2607 RETAINER PLATES **MATERIAL:** EPDM RUBBER
COLOR: BLACK **7324-1MM WEIGHT:** 0.03 LBS / 0.01 Kg
7324-3.75MM WEIGHT: 0.04 LBS / 0.02 Kg



SWING DOOR LOCKING SYSTEMS

BLOXWICH- & MINER-STYLE COMPONENTS

OUTER BEARING BRACKETS (Short)

CONTAINERS & VAN TRAILERS

MODEL 1401-2175
SHORT BEARING BRACKET (Outer)

SUB FOR: BLOXWICH 10163, SAEJIN 87009S
WORKS WITH: 1401-2176 BACKPLATE & 1401-2197-M/F OR 1401-6113 BUSHING HALVES
MATERIAL: STEEL **FINISH:** GALVANIZED
WEIGHT: 0.25 LBS / 0.11 Kg

MODEL 1401-2606
SHORT BEARING BRACKET (Outer)
 Evergreen type

SUB FOR: BLOXWICH 12258, MINER M4005, SAEJIN 86013
WORKS WITH: 1401-2612 OR 1401-2589 BUSHINGS
MATERIAL: STEEL **FINISH:** GALVANIZED
WEIGHT: 0.35 LBS / 0.16 Kg


1401

MODEL 1401-2721
ROD GUIDE BRACKET
 Weld-on

SUB FOR: MINER M4107
WORKS WITH: 1401-2589 BUSHING
MATERIAL: STEEL **FINISH:** GALVANIZED
WEIGHT: 0.28 LBS / 0.13 Kg

MODEL 1401-2785
SHORT BEARING BRACKET (Outer)

SUB FOR: BLOXWICH 10163/B, SAEJIN 87009/B
WORKS WITH: 1401-6156 BUSHING
MATERIAL: STEEL **FINISH:** GALVANIZED
WEIGHT: 0.29 LBS / 0.13 Kg





SWING DOOR LOCKING SYSTEMS

BLOXWICH- & JINDO-STYLE COMPONENTS

BEARING BRACKET SHIMS & GASKETS

DOMCON, ISO & REEFER CONTAINERS

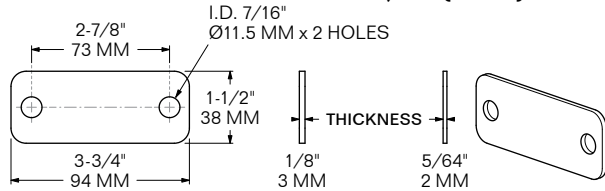
1401

MODEL 1401-2604

BEARING BRACKET SHIM 1/8" (3 MM) THICK

MODEL 1401-2886

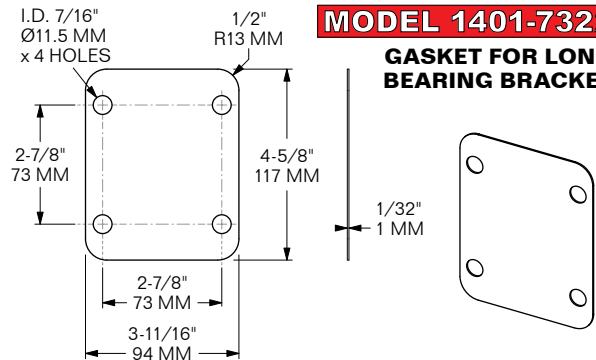
5/64" (2 MM) THICK



WORKS WITH: 1401-2175 & 1401-2785 BEARING BRACKETS
MATERIAL: STEEL **FINISH:** GALVANIZED
1401-2604 WEIGHT: 0.18 LBS / 0.08 Kg
1401-2886 WEIGHT: 0.12 LBS / 0.05 Kg

MODEL 1401-7322

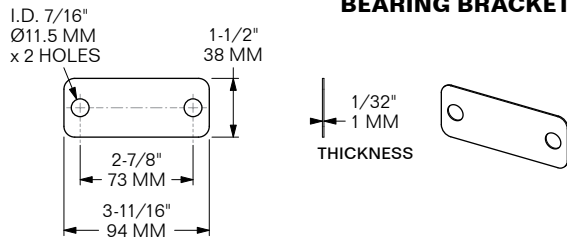
GASKET FOR LONG BEARING BRACKET



SUB FOR: JINDO R16478-0012
WORKS WITH: BUFFERS 1401-2173, 1401-2541 & 1401-6142 BRACKETS **MATERIAL:** EPDM RUBBER
COLOR: BLACK **WEIGHT:** 0.04 LBS / 0.02 Kg

MODEL 1401-7323-1MM

GASKET FOR SHORT BEARING BRACKET



SUB FOR: JINDO R16478-0033
WORKS WITH: 1401-2175 BRACKET & 1401-2886 SHIM
THICKNESS: 1/32" / 1 MM
MATERIAL: EPDM RUBBER **COLOR:** BLACK
WEIGHT: 0.02 LBS / 0.01 Kg





SWING DOOR LOCKING SYSTEMS

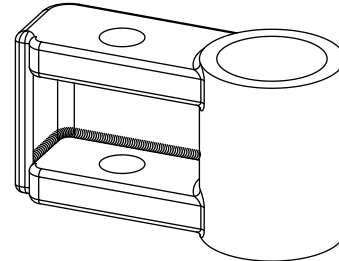
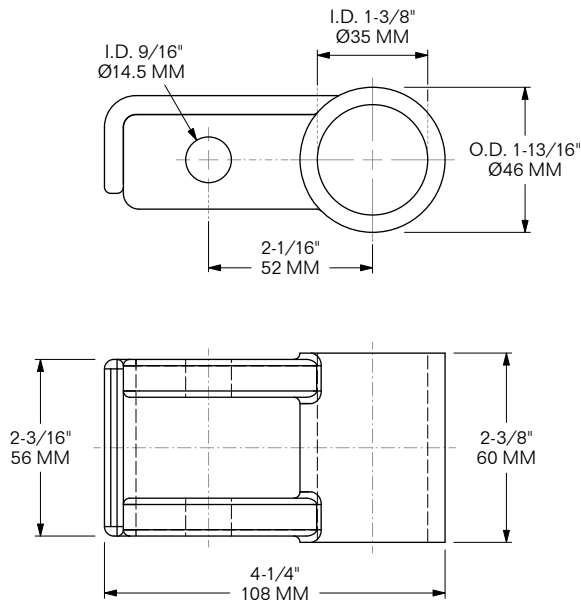
JINDO- & SAEJIN-STYLE COMPONENTS

SECONDARY LOCK HARDWARE

DOMCON & ISO CONTAINERS

MODEL 1401-6972

PADLOCK COVER
for Secondary Lock



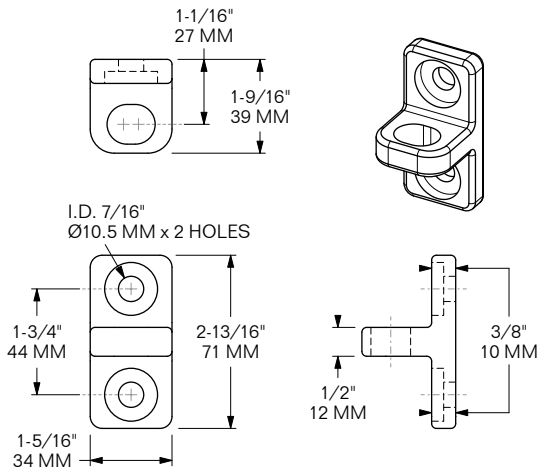
Welds around
Lock Rod 1401-6897-RL

SUB FOR: SAEJIN 87088 **FITS:** PACER 53'
WORKS WITH: 1401-6973 BRACKET
MATERIAL: CAST STEEL **FINISH:** ZINC-PLATED
WEIGHT: 1.89 LBS / 0.86 Kg

1401

MODEL 1401-6973

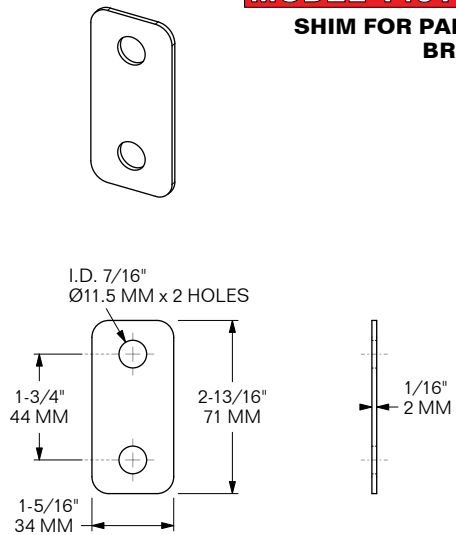
PADLOCK BRACKET
for Secondary Lock



SUB FOR: JINDO R34837-9280, SAEJIN 87089
FITS: JINDO 53' **WORKS WITH:** 1401-6972
PADLOCK COVER, 1401-7321 SHIM
& 1401-7326 GASKET **MATERIAL:** STEEL
FINISH: HOT-DIP GALVANIZED
WEIGHT: 0.5 LBS / 0.2 Kg

MODEL 1401-7321

SHIM FOR PADLOCK BRACKET



SUB FOR: JINDO 16478-0033
FITS: JINDO, SINGAMAS 53'
WORKS WITH: 1401-6973 BRACKET & 1401-7326 GASKET
MATERIAL: STEEL **FINISH:** ZINC-PLATED
WEIGHT: 0.18 LBS / 0.08 Kg





SWING DOOR LOCKING SYSTEMS

BLOXWICH-STYLE COMPONENTS OUTER BEARING BRACKETS (Long)

DOMCON, ISO & REEFER CONTAINERS

MODEL 1401-2173

I.D. 3/8" Ø10 MM x 4 HOLES
 1/8" 3.2 MM
 1-1/16" 26.5 MM
 3-11/16" 94 MM
 2-7/8" 73 MM
 2-7/8" 73 MM
 3" 76.5 MM
 4-1/2" 114.3 MM

SUB FOR: BLOXWICH 11028 **WORKS WITH:** 1401-2174 BACK PLATE, 1401-7322 GASKET & 1401-2615-M (Outer)/2615-F (Inner) BUSHINGS or 2 PCS. 1401-2613 SPLIT BUSHING HALVES **MATERIAL:** STEEL **FINISH:** GALVANIZED **WEIGHT:** 0.93 LBS / 0.42 Kg

MODEL 1401-2308

I.D. 3/8" Ø10.5 MM x 4 HOLES
 I.D. 5/16" Ø9 MM x 2 HOLES
 1/8" 3.4 MM
 1" 26 MM
 4-1/8" 105 MM
 2-7/8" 73 MM
 2-3/16" 56 MM
 4-9/16" 115 MM
 3-1/8" 80 MM

SUB FOR: BLOXWICH 12262 **WORKS WITH:** 2 PCS. 1401-2614 SPLIT BUSHING HALVES **MATERIAL:** STEEL **FINISH:** GALVANIZED **WEIGHT:** 1.14 LBS / 0.52 Kg

MODEL 1401-2541

I.D. 3/8" Ø10.5 MM x 4 HOLES
 1/16" 3 MM
 1-1/16" 26.5 MM
 3-11/16" 94 MM
 2-7/8" 73 MM
 6-3/16" 156.5 MM
 3" 76 MM
 2-7/8" 73 MM

SUB FOR: BLOXWICH 10983-5 **WORKS WITH:** 1401-7322 GASKET, 1401-2174 BACKPLATE & 1401-2615-M (Outer)/2615-F (Inner) or 2 PCS. 1401-2613 SPLIT BUSHING HALVES **MATERIAL:** STEEL **FINISH:** GALVANIZED **WEIGHT:** 1.1 LBS / 0.5 Kg

MODEL 1401-2542

I.D. 3/8" Ø10.5 MM x 6 HOLES
 1/8" 3.5 MM
 1-1/8" 28.1 MM
 3-11/16" 94 MM
 2-7/8" 73 MM
 2-7/8" 73 MM
 9-1/16" 229.5 MM
 4" 102 MM
 2-7/8" 73 MM

SUB FOR: BLOXWICH 10983-6, HAIHANG 97HH-E/L-06, CIMC-10-005 **WORKS WITH:** 2 PCS. 1401-2838 SPLIT BUSHING HALVES **MATERIAL:** STEEL **FINISH:** GALVANIZED **WEIGHT:** 1.85 LBS / 0.84 Kg



SWING DOOR LOCKING SYSTEMS

BLOXWICH- & MINER-STYLE COMPONENTS

OUTER BEARING BRACKETS (Long)

CONTAINERS & VAN TRAILERS

MODEL 1401-2542-MOD

MODEL 1401-2542-MOD

WORKS WITH: 1401-2838 SPLIT BUSHING HALVES
MATERIAL: STEEL **FINISH:** GALVANIZED
WEIGHT: 1.52 LBS / 0.69 Kg

MODEL 1401-2583

MODEL 1401-2583

SUB FOR: MINER M4207
WORKS WITH: 1401-2582 BUSHING
MATERIAL: STEEL **FINISH:** GALVANIZED
WEIGHT: 1.5 LBS / 0.68 Kg

1401

MODEL 1401-2596

MODEL 1401-2596
Upper & Lower

SUB FOR: MINER M4003
WORKS WITH: 1401-2601 BACKPLATE & 1401-2594 SPLIT BUSHING HALVES
MATERIAL: STEEL **FINISH:** GALVANIZED
WEIGHT: 1.44 LBS / 0.65 Kg

MODEL 1401-2597

MODEL 1401-2597
Weld-on

SUB FOR: MINER M4105
WORKS WITH: 1401-2602 BACKPLATE & 1401-2594 BUSHING
MATERIAL: STEEL **FINISH:** GALVANIZED
WEIGHT: 1.1 LBS / 0.5 Kg



SWING DOOR LOCKING SYSTEMS

BLOXWICH- & CIMC-STYLE COMPONENTS

OUTER BEARING BRACKETS (Long)

DOMCON, ISO & REEFER CONTAINERS


MODEL 1401-6142

SUB FOR: BLOXWICH 10158-1
WORKS WITH: 1401-7322 GASKET & 1401-2613 BUSHING
MATERIAL: STEEL **FINISH:** GALVANIZED
WEIGHT: 1.1 LBS / 0.5 Kg

1401

MODEL 1401-7030

SUB FOR: CIMC 10005-1, SAEJIN 87105-5
WORKS WITH: 1401-2838 BUSHING
MATERIAL: STEEL **FINISH:** GALVANIZED
WEIGHT: 1.48 LBS / 0.67 Kg





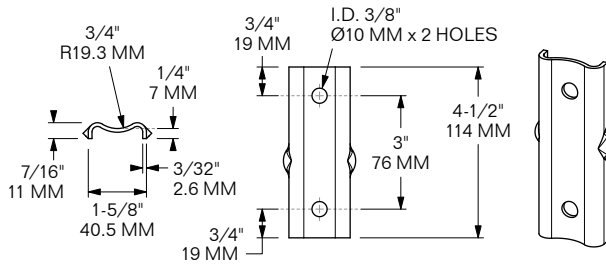
SWING DOOR LOCKING SYSTEMS

BLOXWICH- & MINER-STYLE COMPONENTS

INNER BEARING BRACKETS (Long & Short)

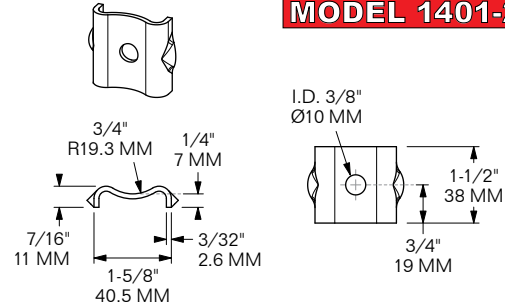
CONTAINERS & VAN TRAILERS

MODEL 1401-2174



SUB FOR: BLOXWICH 10159-1, CIMC D23-04, REFRIGERATED CONTAINER RCC10159/1, SAEJIN 87006, SINGAMAS SJ-87006/3 **WORKS WITH:** 1401-2173, 1401-2541 BEARING BRACKETS & 1401-2613, 1401-2615-M/F BUSHINGS **MATERIAL:** STEEL **FINISH:** GALVANIZED **WEIGHT:** 0.26 LBS / 0.118 Kg

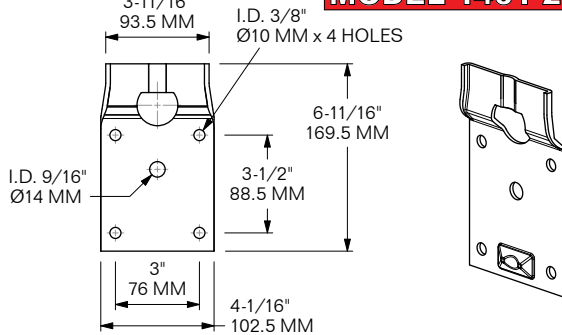
MODEL 1401-2176



SUB FOR: BLOXWICH 10160, CIMC D23-06, REFRIGERATED CONTAINER RCC10160, SAEJIN 87010S, SINGAMAS SJ-87010S **WORKS WITH:** 1401-2175 BEARING BRACKET & 1401-2197-M/F BUSHINGS **MATERIAL:** STEEL **FINISH:** GALVANIZED **WEIGHT:** 0.085 LBS / 0.039 Kg

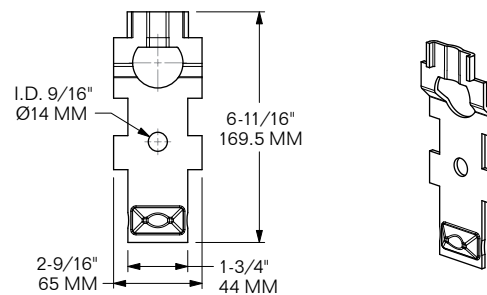
1401

MODEL 1401-2601



SUB FOR: MINER M4004 **WORKS WITH:** 1401-2596 BEARING BRACKET & 1401-2594 BUSHING HALVES **MATERIAL:** STEEL **FINISH:** GALVANIZED **WEIGHT:** 0.95 LBS / 0.431 Kg

MODEL 1401-2602



SUB FOR: MINER M4106 **WORKS WITH:** 1401-2597 BEARING BRACKET & 1401-2594 BUSHING HALVES **MATERIAL:** STEEL **FINISH:** GALVANIZED **WEIGHT:** 0.45 LBS / 0.204 Kg





SWING DOOR LOCKING SYSTEMS

BLOXWICH-STYLE COMPONENTS

ANTI-RACK HARDWARE

DOMCON, ISO & REEFER CONTAINERS

1401

MODEL 1401-2172
ANTI-RACK RING

O.D. 1-13/16"
Ø46 MM

I.D. 1-3/8"
Ø34.8 MM

7/16"
11 MM

SUB FOR: BLOXWICH 11945, CIMC D23-13; JINDO R30188-2100, SAEJIN 83900; SURALOC SL-15/1
MATERIAL: STEEL **FINISH:** ZINC-PLATED
WEIGHT: 0.13 LBS / 0.06 Kg

MODEL 1401-2543
ANTI-RACK RING SUPPORT

I.D. 1-3/4"
Ø45 MM

7/16"
10.5 MM

5/8"
15.5 MM

3/4"
18.9 MM

2-1/2"
63.5 MM

SUB FOR: BLOXWICH 10210
MATERIAL: STEEL **FINISH:** HOT-DIP GALVANIZED
WEIGHT: 0.1 LBS / 0.045 Kg

MODEL 1401-6971
ANTI-RACK PLATE, Right Door

3-15/16"
100 MM

7-5/16"
185 MM

3/8"
10 MM

3/8"
10 MM

3/8"
10 MM

SUB FOR: JINDO R32514-0050, SAEJIN 87125R
WORKS WITH: 1401-6975 ANTI-RACK BRACKET
MATERIAL: FAB. STEEL **FINISH:** GALVANIZED
WEIGHT: 3.17 LBS / 1.44 Kg

MODEL 1401-6975
ANTI-RACK BRACKET Left Door

1-3/16"
30 MM

7-5/16"
185 MM

4-15/16"
125 MM

1-3/16" / 30 MM

1/4"
6 MM

1"
26 MM

SUB FOR: JINDO R32514-0040, SAEJIN 87125L
WORKS WITH: 1401-6971 ANTI-RACK PLATE
MATERIAL: FAB. STEEL **FINISH:** GALVANIZED
WEIGHT: 1.23 LBS / 0.56 Kg





SWING DOOR LOCKING SYSTEMS

BLOXWICH- & MINER-STYLE COMPONENTS

BEARING SPLIT BUSHINGS (Long & Short)

CONTAINERS & VAN TRAILERS

MODEL 1401-2197-M
MODEL 1401-2197-F
SPLIT BUSHINGS

O.D. 3/8" Ø9 MM
11/16" R17.4 MM
1-1/2" 38 MM
2197-M SHORT MALE
2197-F SHORT FEMALE

SUB FOR: BLOXWICH 10556 (Female), 10557 (Male)
WORKS WITH: 1401-2175 (Outer) & 1401-2176 (Inner) BEARING BRACKETS
MATERIAL: NYLATRON **COLOR:** BLACK
WEIGHT: 0.01 LBS / 0.002 Kg

MODEL 1401-2582
SPLIT BUSHING HALVES

I.D. 1-3/8" Ø35 MM
2" 51 MM
15/16" 24.5 MM
3-5/8" 92 MM
1-5/8" 41 MM

SUB FOR: MINER M4042
WORKS WITH: 1401-2583 (Outer) BEARING BRACKET
MATERIAL: NYLATRON **COLOR:** WHITE
WEIGHT: 0.05 LBS / 0.02 Kg

NON-HANDED,
2 PCS. REQUIRED

1401

MODEL 1401-2589
SPLIT BUSHING HALVES

I.D. 1-3/8" Ø35 MM
2-3/16" 56 MM
1" 25.4 MM
1-11/16" 43 MM

SUB FOR: MINER M4006
WORKS WITH: 1401-2606 (Outer) BEARING BRACKET & 1401-2721 WELD-ON ROD GUIDE BRACKET
MATERIAL: NYLATRON **COLOR:** GRAY
WEIGHT: 0.04 LBS / 0.018 Kg

NON-HANDED,
2 PCS. REQUIRED

MODEL 1401-2594
SPLIT BUSHING HALVES

I.D. 1-5/16" Ø34 MM
1-3/4" 44 MM
7/8" 21.8 MM
3-5/8" 92 MM
1-5/8" 41 MM

SUB FOR: MINER M4007
WORKS WITH: 1401-2596, 1401-2597 (Outer) & 1401-2601, 1401-2602 (Inner) BEARING BRACKETS
MATERIAL: NYLATRON **COLOR:** WHITE
WEIGHT: 0.05 LBS / 0.02 Kg

NON-HANDED,
2 PCS. REQUIRED

MODEL 1401-2611-M
MODEL 1401-2611-F
SPLIT BUSHINGS

8-3/16" 207.4 MM
3" 76 MM
11/16" R17.4 MM
2-7/8" 73 MM
5/8" 15 MM
2611-M LONG MALE
2611-F LONG FEMALE

SUB FOR: BLOXWICH 10558 (Female), 10553 (Male)
WORKS WITH: 1401-2542 (Outer) BEARING BRACKET
MATERIAL: NYLATRON **COLOR:** BLACK
WEIGHT: 0.05 LBS / 0.02 Kg

MODEL 1401-2612
SPLIT BUSHING HALVES

I.D. 1-3/8" Ø35 MM
2-1/4" 57.2 MM
15/16" 24.6 MM
1-3/4" 44.9 MM

SUB FOR: BLOXWICH 12271
WORKS WITH: 1401-2606 (Outer) BEARING BRACKET
MATERIAL: NYLATRON **COLOR:** BLACK
WEIGHT: 0.25 LBS / 0.113 Kg

NON-HANDED,
2 PCS. REQUIRED



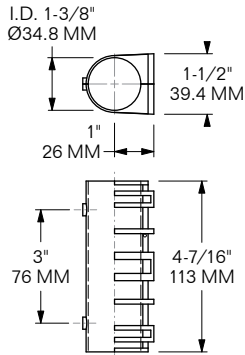
SWING DOOR LOCKING SYSTEMS

BLOXWICH-STYLE COMPONENTS

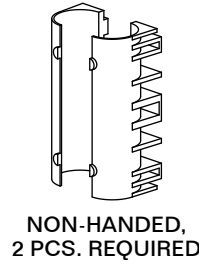
BEARING SPLIT BUSHINGS (Long & Short)

CONTAINERS & VAN TRAILERS

1401

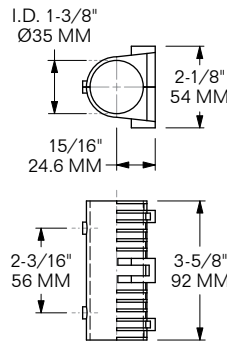


MODEL 1401-2613
SPLIT BUSHING HALVES

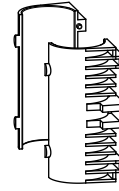


NON-HANDED,
2 PCS. REQUIRED

SUB FOR: BLOXWICH 10559
WORKS WITH: 1401-2173, 1401-2541 & 1401-6142 BEARING BRACKETS **MATERIAL:** NYLATRON **COLOR:** BLACK **WEIGHT:** 0.05 LBS / 0.023 Kg

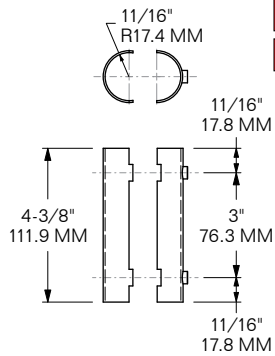


MODEL 1401-2614
SPLIT BUSHING HALVES

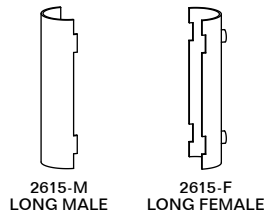


NON-HANDED,
2 PCS. REQUIRED

SUB FOR: BLOXWICH 12272
WORKS WITH: 1401-2308 BEARING BRACKET **MATERIAL:** NYLATRON **COLOR:** BLACK **WEIGHT:** 0.05 LBS / 0.023 Kg

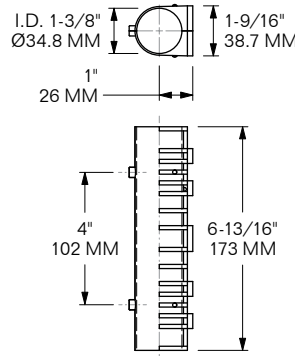


MODEL 1401-2615-M
MODEL 1401-2615-F
SPLIT BUSHINGS

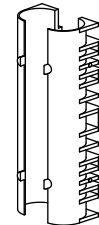


2615-M LONG MALE
2615-F LONG FEMALE

SUB FOR: BLOXWICH 10554 (Female), 10555 (Male)
WORKS WITH: 1401-2541 BEARING BRACKET & 1401-2174 BACK PLATE **MATERIAL:** NYLATRON **COLOR:** BLACK **WEIGHT:** 0.05 LBS / 0.023 Kg

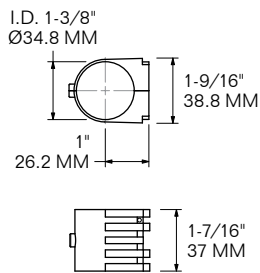


MODEL 1401-2838
SPLIT BUSHING HALVES

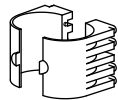


NON-HANDED,
2 PCS. REQUIRED

SUB FOR: BLOXWICH 10561
WORKS WITH: 1401-2542 & 1401-7030 LONG BEARING BRACKETS **MATERIAL:** NYLATRON **COLOR:** WHITE **WEIGHT:** 0.069 LBS / 0.031 Kg

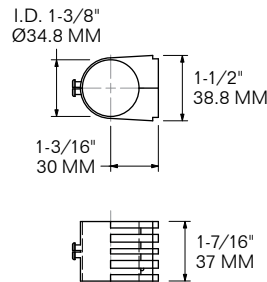


MODEL 1401-6113
SPLIT BUSHING HALVES

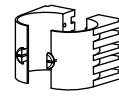


NON-HANDED,
2 PCS. REQUIRED

SUB FOR: BLOXWICH 10560
WORKS WITH: 1401-2175 SHORT BEARING BRACKET **MATERIAL:** NYLATRON **COLOR:** GRAY **WEIGHT:** 0.02 LBS / 0.01 Kg



MODEL 1401-6156
SPLIT BUSHING HALVES



NON-HANDED,
2 PCS. REQUIRED

SUB FOR: BLOXWICH 10562
WORKS WITH: 1401-2785 SHORT BEARING BRACKET **MATERIAL:** NYLATRON **COLOR:** GRAY **WEIGHT:** 0.02 LBS / 0.01 Kg



SWING DOOR LOCKING SYSTEMS

WELDED LOCK ROD ASSEMBLIES for 8' & 8'6"

DRY ISO CONTAINERS

DETAIL A
Both ends, LL shown

SPECIAL ORDER ONLY **MODEL 1401-2970-LL**

SPECIAL ORDER ONLY **MODEL 1401-2970-RL**

FOR 8' DRY ISO CONTAINERS

For each 1401-2970-LL, 1401-2970-RL:

FITS: 20', 40' ISO
MATERIAL: STANDARD STEEL
FINISH: HOT-DIP GALVANIZED
WEIGHT: 17.4 LBS / 7.89 Kg

HANDLE HUB WELDED, CUSTOMER TO FIT HANDLE; OTHERWISE SUPPLIED AS SHOWN.

1401-2970-LL
LOCKS TO THE LEFT

1401-2970-RL
LOCKS TO THE RIGHT

| ITEM # | QTY. | MODEL # / DESCRIPTION |
|--------|------|--------------------------|
| 1 | 4 | 1401-2172 Anti-Rack Ring |
| 2 | 1 | 1401-2177 Handle Hub |
| 3 | 1 | 1401-2194-L Cam (TR/BL) |
| 4 | 1 | 1401-2194-R Cam (TL/BR) |
| 5 | 1 | 1401-6204 Lock Rod Pipe |

DETAIL A
Both ends, LL shown

MODEL 1401-2971-LL

MODEL 1401-2971-RL

FOR 8'6" DRY ISO CONTAINERS

For each 1401-2971-LL, 1401-2971-RL:

FITS: 20', 40', 45' ISO
MATERIAL: STANDARD STEEL
FINISH: HOT-DIP GALVANIZED
WEIGHT: 22.3 LBS / 10.12 Kg

HANDLE HUB WELDED, CUSTOMER TO FIT HANDLE; OTHERWISE SUPPLIED AS SHOWN.

1401-2971-LL
LOCKS TO THE LEFT

1401-2971-RL
LOCKS TO THE RIGHT

| ITEM # | QTY. | MODEL # / DESCRIPTION |
|--------|------|--------------------------|
| 1 | 4 | 1401-2172 Anti-Rack Ring |
| 2 | 1 | 1401-2177 Handle Hub |
| 3 | 1 | 1401-2194-L Cam (TR/BL) |
| 4 | 1 | 1401-2194-R Cam (TL/BR) |
| 5 | 1 | 1401-6204 Lock Rod Pipe |

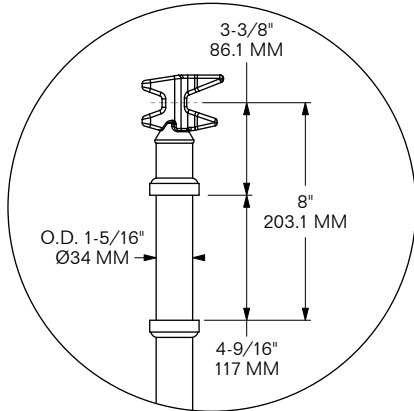


SWING DOOR LOCKING SYSTEMS

WELDED LOCK ROD ASSEMBLIES

DOMCON, ISO & REEFER CONTAINERS

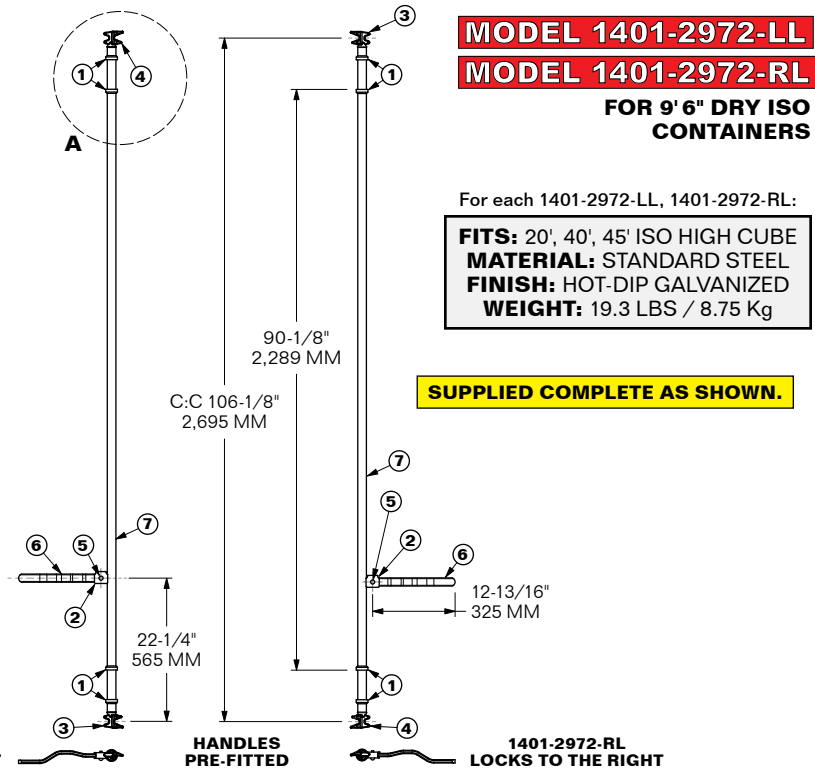
1401



DETAIL A
Both ends, LL shown

PARTS LIST FOR EACH
1401-2972-LL, 1401-2972-RL

| ITEM # | QTY. | MODEL # / DESCRIPTION |
|--------|------|--------------------------------|
| 1 | 4 | 1401-2172 Anti-Rack Ring |
| 2 | 1 | 1401-2177 Handle Hub |
| 3 | 1 | 1401-2194-L Cam (TR/BL) |
| 4 | 1 | 1401-2194-R Cam (TL/BR) |
| 5 | 1 | 1401-2196 Rivet for Handle Hub |
| 6 | 1 | 1401-2585 Handle |
| 7 | 1 | 1401-6204 Lock Rod Pipe |



MODEL 1401-2972-LL

MODEL 1401-2972-RL

FOR 9' 6\"

For each 1401-2972-LL, 1401-2972-RL:

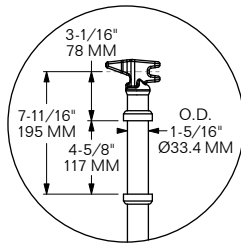
FITS: 20', 40', 45' ISO HIGH CUBE
MATERIAL: STANDARD STEEL
FINISH: HOT-DIP GALVANIZED
WEIGHT: 19.3 LBS / 8.75 Kg

SUPPLIED COMPLETE AS SHOWN.

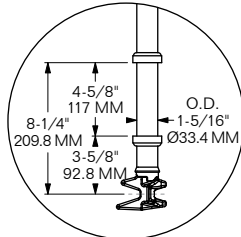
1401-2972-LL
LOCKS TO THE LEFT

HANDLES
PRE-FITTED

1401-2972-RL
LOCKS TO THE RIGHT



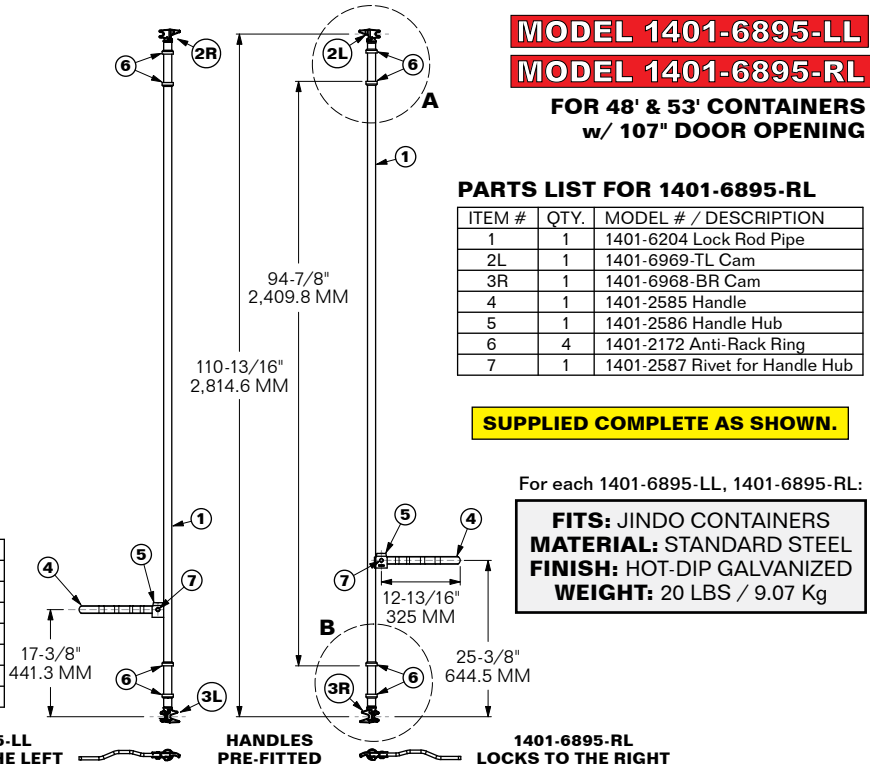
DETAIL A
RL shown



DETAIL B
RL shown

PARTS LIST FOR 1401-6895-LL

| ITEM # | QTY. | MODEL # / DESCRIPTION |
|--------|------|--------------------------------|
| 1 | 1 | 1401-6204 Lock Rod Pipe |
| 2R | 1 | 1401-6969-TR Cam |
| 3L | 1 | 1401-6968-BL Cam |
| 4 | 1 | 1401-2585 Handle |
| 5 | 1 | 1401-2586 Handle Hub |
| 6 | 4 | 1401-2172 Anti-Rack Ring |
| 7 | 1 | 1401-2587 Rivet for Handle Hub |



MODEL 1401-6895-LL

MODEL 1401-6895-RL

FOR 48' & 53' CONTAINERS
w/ 107\"

PARTS LIST FOR 1401-6895-RL

| ITEM # | QTY. | MODEL # / DESCRIPTION |
|--------|------|--------------------------------|
| 1 | 1 | 1401-6204 Lock Rod Pipe |
| 2L | 1 | 1401-6969-TL Cam |
| 3R | 1 | 1401-6968-BR Cam |
| 4 | 1 | 1401-2585 Handle |
| 5 | 1 | 1401-2586 Handle Hub |
| 6 | 4 | 1401-2172 Anti-Rack Ring |
| 7 | 1 | 1401-2587 Rivet for Handle Hub |

SUPPLIED COMPLETE AS SHOWN.

For each 1401-6895-LL, 1401-6895-RL:

FITS: JINDO CONTAINERS
MATERIAL: STANDARD STEEL
FINISH: HOT-DIP GALVANIZED
WEIGHT: 20 LBS / 9.07 Kg

1401-6895-LL
LOCKS TO THE LEFT

HANDLES
PRE-FITTED

1401-6895-RL
LOCKS TO THE RIGHT



"The Intermodal Hardware Specialists"

1401-32



904-696-0010

E-mail: sales@buffersusa.com



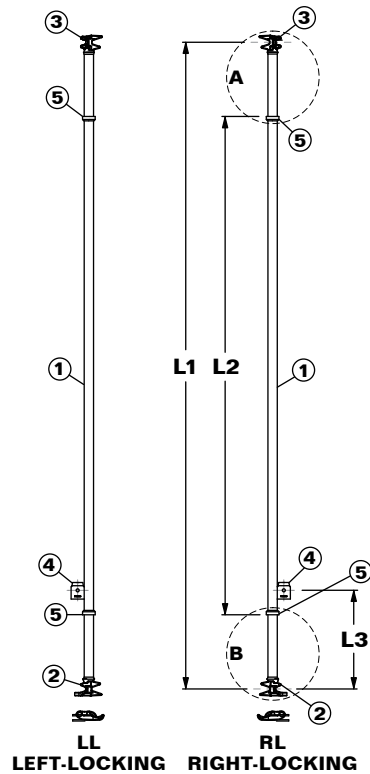
SWING DOOR LOCKING SYSTEMS

WELDED LOCK ROD ASSEMBLIES for 8'6" & 9'6" REEFER CONTAINERS

1401

| MODEL | SIZE | FITS | BRACKET TYPE | WEIGHT | L1 | L2 | L3 |
|-----------------------------|-------|----------|--------------|----------------------|-----------------------|-----------------------|----------------------|
| 1401-6658-LL/-RL | 8' 6" | HYUNDAI | 1 | 18 LBS 8.16 Kg | 92-5/8" 2,353 MM | 71-3/8" 1,813 MM | 14-1/8" 358.8 MM |
| 1401-6659-LL/-RL | 8' 6" | HYUNDAI | 1 | 18 LBS 8.16 Kg | 92-5/8" 2,353 MM | 71-3/8" 1,813 MM | 21-1/4" 539.8 MM |
| 1401-6660-LL | 8' 6" | FRUEHAUF | 1 | 19 LBS 8.62 Kg | 92-5/8" 2,353 MM | 71-3/8" 1,813 MM | 13-7/8" 352.4 MM |
| 1401-6660-RL | 8' 6" | FRUEHAUF | 1 | 19 LBS 8.62 Kg | 92-5/8" 2,353 MM | 71-3/8" 1,813 MM | 19-3/4" 501.7 MM |
| 1401-6663-LL/-RL | 9' 6" | HYUNDAI | 1 | 20 LBS 9.07 Kg | 105-5/16" 2,675 MM | 84-1/16" 2,135 MM | 14-5/16" 363.5 MM |
| 1401-6664-LL/-RL | 9' 6" | MCIQ | 1 | 20 LBS 9.07 Kg | 106-1/4" 2,699 MM | 85" 2,159 MM | 18-1/4" 463.6 MM |
| 1401-6665-LL/-RL | 9' 6" | SINGAMAS | 1 | 20 LBS 9.07 Kg | 106-1/16" 2,694 MM | 84-13/16" 2,154 MM | 21-1/2" 546.1 MM |
| 1401-6666-LL | 9' 6" | FRUEHAUF | 1 | 21 LBS 9.53 Kg | 106-3/16" 2,697 MM | 84-15/16" 2,157 MM | 13-7/8" 352.4 MM |
| 1401-6666-RL | 9' 6" | FRUEHAUF | 1 | 21 LBS 9.53 Kg | 106-3/16" 2,697 MM | 84-15/16" 2,157 MM | 19-3/4" 501.7 MM |
| 1401-6667-LL/-RL | 9' 6" | CIMC | 2 | 21 LBS 9.53 Kg | 105-1/8" 2,670 MM | 83-7/8" 2,130 MM | 19-3/4" 501.7 MM |
| 1401-6684-RL-L/-LL-R | 9' 6" | CIMC | 2 | 22.4 LBS 10.16 Kg | 105-1/4" 2,673 MM | 84" 2,133 MM | 21-9/16" 548 MM |
| 1401-6684-RL-R/-LL-L | 9' 6" | CIMC | 2 | 22.4 LBS 10.16 Kg | 105-1/4" 2,673 MM | 84" 2,133 MM | 14-1/2" 368 MM |

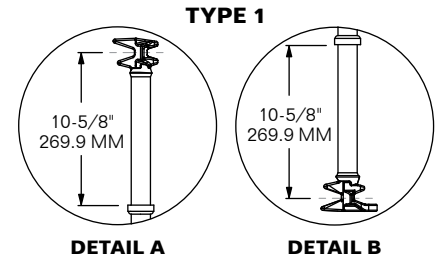
NOTE: -RL = RIGHT-LOCKING, -LL = LEFT-LOCKING
-R = FITTED ON RIGHT DOOR, -L = FITTED ON LEFT DOOR



TYPE 1

| ITEM # | QTY. | PART # / DESCRIPTION |
|--------|------|----------------------------------|
| 1 | 1 | 1401-2971 LOCK ROD PIPE |
| 2 | 1 | 1401-1992-L CAM w/ SECURITY HOLE |
| 3 | 1 | 1401-6968-R CAM |
| 4 | 1 | 1401-2586 HANDLE HUB BRACKET |
| 5 | 2 | 1401-2172 ANTI-RACK RING |

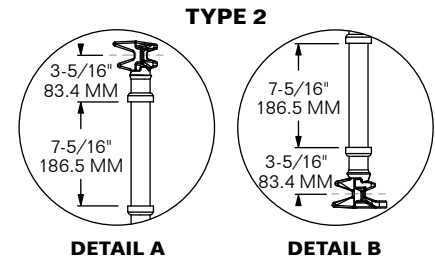
Type 1 Lock Rods are designed for 6-hole Bearing Bracket w/ crimped end (old style, BUI #1401-2542), hence only ONE Anti-Rack Ring at each end.



TYPE 2

| ITEM # | QTY. | PART # / DESCRIPTION |
|--------|------|----------------------------------|
| 1 | 1 | 1401-2971 LOCK ROD PIPE |
| 2 | 1 | 1401-1992-L CAM w/ SECURITY HOLE |
| 3 | 1 | 1401-6968-R CAM |
| 4 | 1 | 1401-2586 HANDLE HUB BRACKET |
| 5 | 4 | 1401-2172 ANTI-RACK RING |

Type 2 Lock Rods are designed for 6-hole Bearing Bracket WITHOUT crimped end (new style, BUI #1401-7030), hence TWO Anti-Rack Rings at each end.



MATERIAL: STANDARD STEEL
FINISH: HOT-DIP GALVANIZED

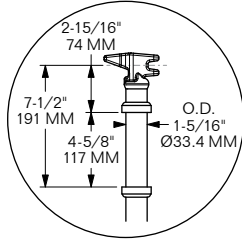


SWING DOOR LOCKING SYSTEMS

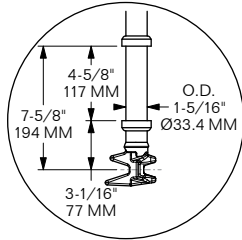
WELDED LOCK ROD ASSEMBLIES for 53' x 110"

DOMCON CONTAINERS

1401



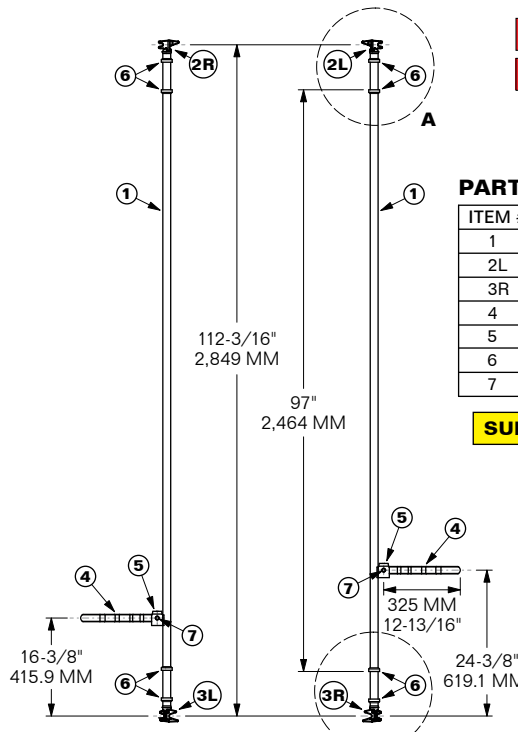
DETAIL A
RL shown



DETAIL B
RL shown

PARTS LIST FOR 1401-6896-LL

| ITEM # | QTY. | MODEL # / DESCRIPTION |
|--------|------|--------------------------------|
| 1 | 1 | 1401-6204 Lock Rod Pipe |
| 2R | 1 | 1401-6969-TR Cam |
| 3L | 1 | 1401-6968-BL Cam |
| 4 | 1 | 1401-2585 Handle |
| 5 | 1 | 1401-2586 Handle Hub |
| 6 | 4 | 1401-2172 Anti-Rack Ring |
| 7 | 1 | 1401-2587 Rivet for Handle Hub |



MODEL 1401-6896-LL

MODEL 1401-6896-RL

**FOR 53' CONTAINERS
w/ 110" DOOR OPENING**

PARTS LIST FOR 1401-6896-RL

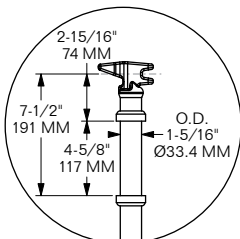
| ITEM # | QTY. | MODEL # / DESCRIPTION |
|--------|------|--------------------------------|
| 1 | 1 | 1401-6204 Lock Rod Pipe |
| 2L | 1 | 1401-6969-TL Cam |
| 3R | 1 | 1401-6968-BR Cam |
| 4 | 1 | 1401-2585 Handle |
| 5 | 1 | 1401-2586 Handle Hub |
| 6 | 4 | 1401-2172 Anti-Rack Ring |
| 7 | 1 | 1401-2587 Rivet for Handle Hub |

SUPPLIED COMPLETE AS SHOWN.

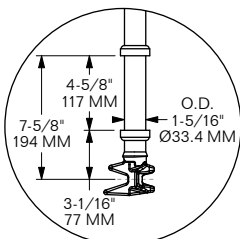
For each 1401-6896-LL, 1401-6896-RL:

FITS:
JINDO CONTAINERS (Spec. #1)
MATERIAL: STANDARD STEEL
FINISH: HOT-DIP GALVANIZED
WEIGHT: 20 LBS / 9.07 Kg

1401-6896-LL LOCKS TO THE LEFT **HANDLES PRE-FITTED** **1401-6896-RL LOCKS TO THE RIGHT**



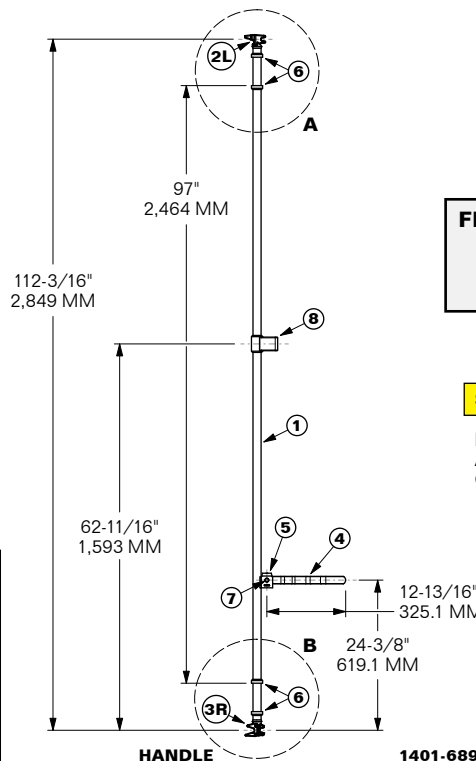
DETAIL A
RL shown



DETAIL B
RL shown

PARTS LIST FOR 1401-6897-RL

| ITEM # | QTY. | MODEL # / DESCRIPTION |
|--------|------|--------------------------------|
| 1 | 1 | 1401-6204 Lock Rod Pipe |
| 2L | 1 | 1401-6969-TL Cam |
| 3R | 1 | 1401-6968-BR Cam |
| 4 | 1 | 1401-2585 Handle |
| 5 | 1 | 1401-2586 Handle Hub |
| 6 | 1 | 1401-2172 Anti-Rack Ring |
| 7 | 4 | 1401-2587 Rivet for Handle Hub |
| 8 | 1 | 1401-6972 Padlock Cover |



MODEL 1401-6897-RL

**FOR 53' CONTAINERS
w/ 110" DOOR OPENING
& SECONDARY LOCK**

FITS: JINDO CONTAINERS (Spec. #2)
MATERIAL: STANDARD STEEL
FINISH: HOT-DIP GALVANIZED
WEIGHT: 22 LBS / 10 Kg

SUPPLIED COMPLETE AS SHOWN.

NOTE: Only the Right-Locking (-RL) Assembly uses a Secondary Lock. Combine this Assembly w/ 1401-6896-LL.

HANDLE PRE-FITTED **1401-6897-RL LOCKS TO THE RIGHT**



"The Intermodal Hardware Specialists"

1401-34



904-696-0010

E-mail: sales@buffersusa.com



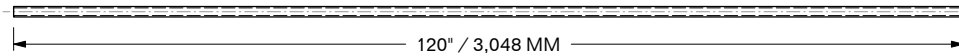
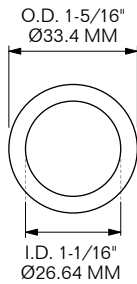
SWING DOOR LOCKING SYSTEMS

LOCK ROD PIPE

CONTAINERS & TRAILERS

MODEL 1401-6204-120-1.05

LOCK ROD PIPE
ISO/AAR type



MATERIAL: WELDED STEEL PIPE (1" SCH 40)
FINISH: HOT-DIP GALVANIZED
WEIGHT: 16.8 LBS / 7.6 Kg

1401

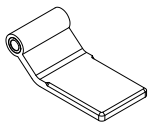


SWING DOOR HARDWARE

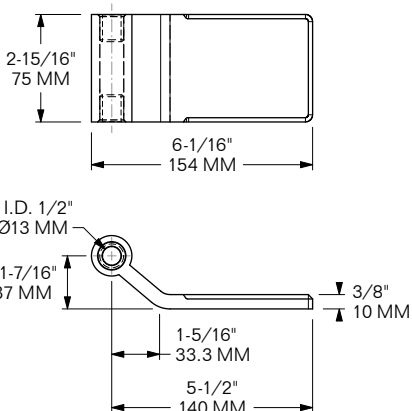
HINGES

DOMCON & ISO CONTAINERS

MODEL 1402-2199

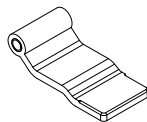


CIMC style, weld-on,
works w/ 1/2" pin,
includes nylon bushings

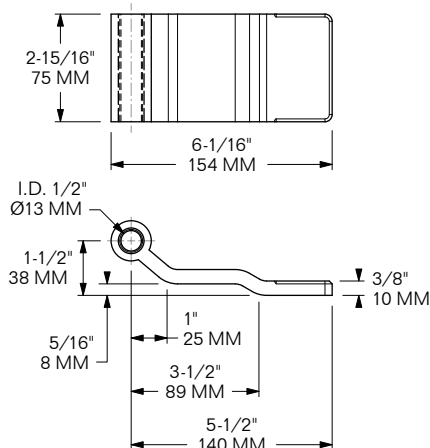


SUB FOR: CIMC D24-03
MATERIAL: STEEL **FINISH:** ZINC-PLATED
WEIGHT: 2.24 LBS / 1.02 Kg

MODEL 1402-2200

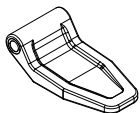


Bloxwich/CIMC style,
weld-on, works w/ 1/2" pin,
includes nylon bushing

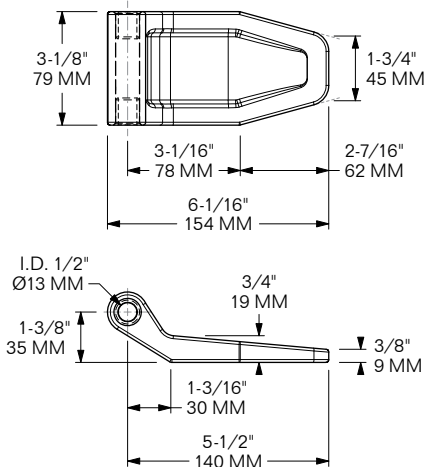


SUB FOR: BLOXWICH H-704, CIMC D24-02
MATERIAL: PRESSED STEEL **FINISH:** ZINC-PLATED
WEIGHT: 2.18 LBS / 0.99 Kg

MODEL 1402-2271



Bloxwich style, weld-on,
works w/ 1/2" pin,
includes nylon bushings

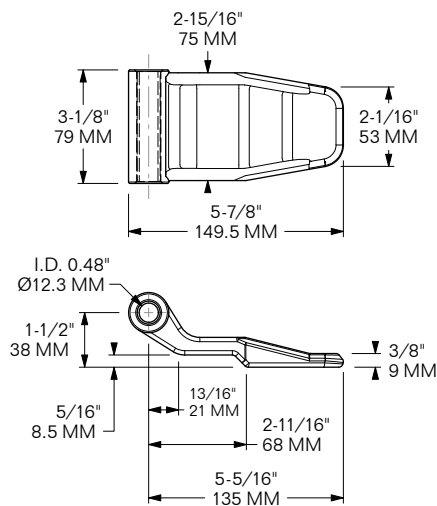


SUB FOR: BLOXWICH BCP-10402, HF-900
MATERIAL: FORGED STEEL **FINISH:** ZINC-PLATED
WEIGHT: 2.15 LBS / 0.98 Kg

MODEL 1402-2274



Bloxwich/CIMC style,
weld-on, works w/ 0.48" pin,
includes nylon bushing



SUB FOR: BLOXWICH HF-005, CIMC D24-01,
SAEJIN PH10505/1 **MATERIAL:** FORGED STEEL
FINISH: ZINC-PLATED **WEIGHT:** 2.34 LBS / 1.06 Kg

1402



SWING DOOR HARDWARE

HINGES

DOMCON & ISO CONTAINERS

MODEL 1402-2538-B

Bloxwich style, weld-on,
works w/ 1/2" pin,
includes brass bushings

2-7/16" 61.5 MM
2-1/2" 63.5 MM
1-3/4" 44 MM
5-5/8" 143 MM
I.D. 1/2" Ø13 MM
13/16" 20 MM
1-1/2" 38 MM
5/16" 8 MM
2-9/16" 65 MM
1-1/16" 27 MM
2-7/8" 73 MM
5-1/8" 130 MM

SUB FOR: BLOXWICH BCP-11026
MATERIAL: CAST STEEL **FINISH:** ZINC-PLATED
WEIGHT: 2.11 LBS / 0.96 Kg

MODEL 1402-2701

Bloxwich style, bolt-on,
works w/ 1/2" pin,
includes nylon bushings

2-1/2" 63.5 MM
2-1/4" 57.2 MM
I.D. 13/32" Ø10 MM x 4 HOLES
3-9/16" 91 MM
4-7/8" 124 MM
3-1/2" 89 MM
3" 76 MM
I.D. 1/2" Ø12.7 MM
12-1/2" 318 MM
5/16" 8 MM
1-1/2" 38.1 MM
13/16" 20.2 MM
4-1/4" 108 MM
12" 304.8 MM

SUB FOR: BLOXWICH BCP-10045 **MATERIAL:** CAST STEEL
FINISH: HOT-DIP GALVANIZED (HDG)
WEIGHT: 3.8 LBS / 1.72 Kg
WORKS WITH: 1402-1651 or 1402-6227 HINGE PINS

1402

MODEL 1402-2722

Bloxwich style, weld-on,
works w/ 1/2" pin,
includes nylon bushings

11/16" 21 MM
3-1/16" 78 MM
1-7/16" 36 MM
5-1/2" 139.7 MM
11/16" 21 MM
I.D. 1/2" Ø13 MM
1-13/16" 46.5 MM
5/16" 8 MM
2-7/16" 62 MM
5" 127.2 MM

SUB FOR: BLOXWICH H-4A10, SAEJIN PH10001
MATERIAL: STEEL **FINISH:** ZINC-PLATED
WEIGHT: 1.75 LBS / 0.79 Kg

MODEL 1402-6373

Jindo style, weld-on,
works w/ 1/2" pin,
includes brass bushings

3-1/2" 88 MM
4" 101 MM
2-5/16" 59 MM
6-1/4" 159 MM
I.D. 1/2" Ø13 MM
1-1/2" 38 MM
13/32" 10 MM
3/8" 9.5 MM
1-1/8" 29 MM
2-13/16" 71 MM
5-11/16" 144.5 MM

SUB FOR: JINDO JDR26112-3828
FITS: CIMC CD53JL03 **MATERIAL:** STEEL
FINISH: ZINC-PLATED **WEIGHT:** 2.9 LBS / 1.31 Kg

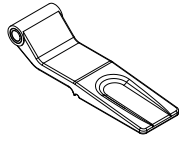


SWING DOOR HARDWARE

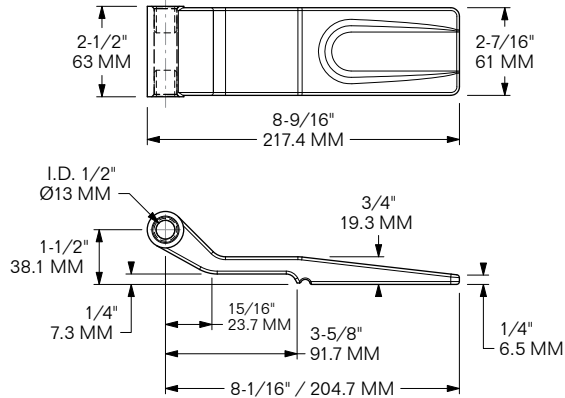
HINGES

DOMCON & ISO CONTAINERS

MODEL 1402-6535

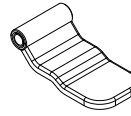


Bloxwich style, weld-on,
works w/ 1/2" pin,
includes nylon bushings

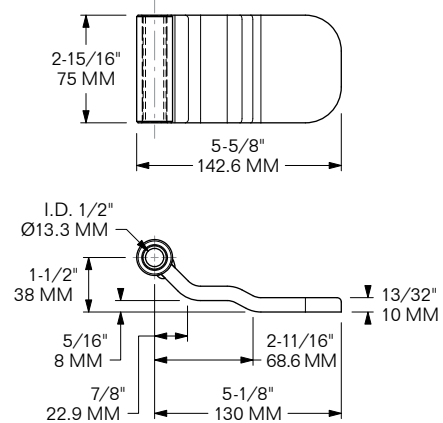


SUB FOR: BLOXWICH BCP-10524Z
MATERIAL: CAST STEEL **FINISH:** ZINC-PLATED
WEIGHT: 2.37 LBS / 1.08 Kg

MODEL 1402-6873



Jindo/Pacer style, weld-on,
works w/ 1/2" pin,
includes nylon bushing

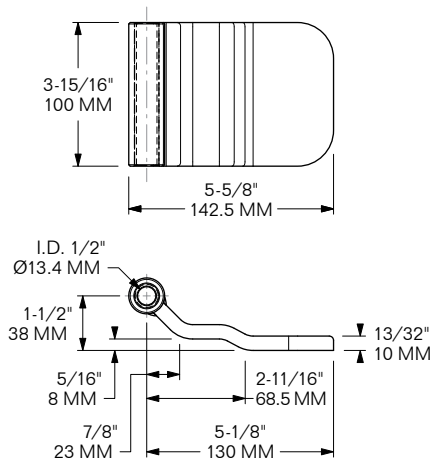


SUB FOR: JINDO R26112-3811, SAEJIN PH10105
FITS: JINDO 53' x 107" PACER 4-HINGE DOOR
MATERIAL: STEEL **FINISH:** ZINC-PLATED
WEIGHT: 1.75 LBS / 0.79 Kg

MODEL 1402-6874



Jindo style, weld-on,
works w/ 1/2" pin,
includes nylon bushing



SUB FOR: JINDO R26112-3828
FITS: JINDO 48', 53' 5-HINGE DOORS
MATERIAL: STEEL **FINISH:** ZINC-PLATED
WEIGHT: 2.68 LBS / 1.22 Kg

1402



SWING DOOR HARDWARE

HINGES

REEFER CONTAINERS

2003 **2003-GF** **MODEL 1402-2003**
MODEL 1402-2003-GF

Miner style/universal,
 bolt-on, works w/ 1/2" pin,
 no bushing required

I.D. 13/32" Ø10.2 MM x 5 HOLES

4-1/16" 102 MM

4"

76.2 MM

3"

101.6 MM

4-7/16" 113.7 MM

4"

101.6 MM

9-1/2" / 241.4 MM

I.D. 1/2" Ø13.3 MM

Grease Fitting (only on 2003-GF)

1-3/8" 34.9 MM

5/16" 8 MM

3/8" 9 MM

4"

101.6 MM

9"

1-1/16" / 27 MM

228.6 MM

2003 SUB FOR: MINER 1060-3, 1060-4 & 1078-3, PENZ 60-09, TRAILMOBILE 700-515-88, FLEET ENG. 023-00559 & 023-00561
2003-GF SUB FOR: FLEET ENGINEERS 023-01502
MATERIAL: STEEL **FINISH:** HOT-DIP GALVANIZED
WEIGHT: 3.56 LBS / 1.61 Kg **WORKS WITH:** 1402-2393 HINGE BRACKET & 1402-6257 HINGE PIN

MODEL 1402-2537

Bloxwich/Carlisle style,
 bolt-on, works w/ 1/2" pin,
 includes brass bushing

I.D. 13/32" Ø10.3 MM x 4 HOLES

4"

101 MM

2-3/4" 69.6 MM

4-3/8" 110.5 MM

3-15/16" 100 MM

9-7/16" / 239.3 MM

M8 x 1.25

I.D. 1/2" Ø12.8 MM

1-7/16" 37 MM

5/16" 8 MM

13/16" 21 MM

3-5/8" 92 MM

8-7/8" 225 MM

SUB FOR: BLOXWICH H-709 **MATERIAL:** STEEL
FINISH: HOT-DIP GALVANIZED **WEIGHT:** 3.9 LBS / 1.77 Kg
WORKS WITH: 1402-2328 HINGE BRACKET & 1402-8655 HINGE PIN

1402

MODEL 1402-6356

Maersk style, bolt-on,
 works w/ 1/2" pin,
 includes brass bushing

I.D. 13/32" Ø10 MM x 6 HOLES

4"

101 MM

2-3/4" 69.6 MM

1-7/8" 47 MM

4-7/16" 113 MM

3-11/16" 94 MM

9-7/16" / 239.3 MM

I.D. 1/2" Ø13.2 MM

1-7/16" 37 MM

5/16" 8 MM

13/16" 21 MM

3-5/8" 92 MM

8-7/8" / 225 MM

SUB FOR: MAERSK 7810883, 7811400
FITS: MAERSK (Type A) MCIQ 40' REEFER
MATERIAL: STEEL **FINISH:** HOT-DIP GALVANIZED
WEIGHT: 3.7 LBS / 1.68 Kg

MODEL 1402-6357

Maersk style, bolt-on,
 works w/ 1/2" pin,
 includes brass bushing

I.D. 13/32" Ø10 MM x 6 HOLES

4"

101 MM

2-3/4" 69.6 MM

1-7/8" 47 MM

4-7/16" 113 MM

3-11/16" 94 MM

9-7/16" / 239.3 MM

I.D. 1/2" Ø13.2 MM

1-7/16" 37 MM

5/16" 8 MM

13/16" 21 MM

3-5/8" 92 MM

8-7/8" / 225 MM

I.D. 5/16" Ø7.6 MM

SUB FOR: MAERSK 7810884
FITS: MAERSK (Type B) MCIQ 40' REEFER
MATERIAL: STEEL **FINISH:** HOT-DIP GALVANIZED
WEIGHT: 3.7 LBS / 1.68 Kg



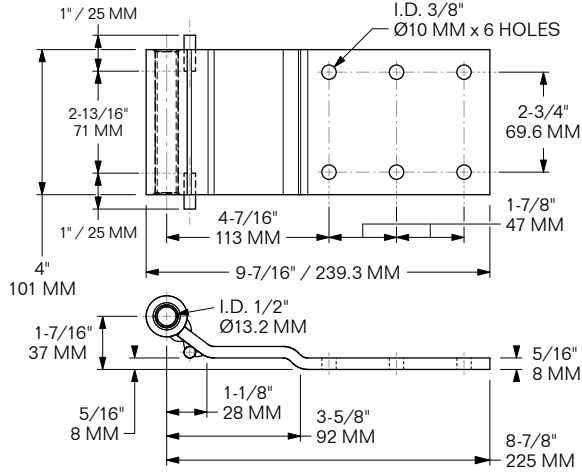
SWING DOOR HARDWARE

HINGES

REEFER CONTAINERS

MODEL 1402-6358

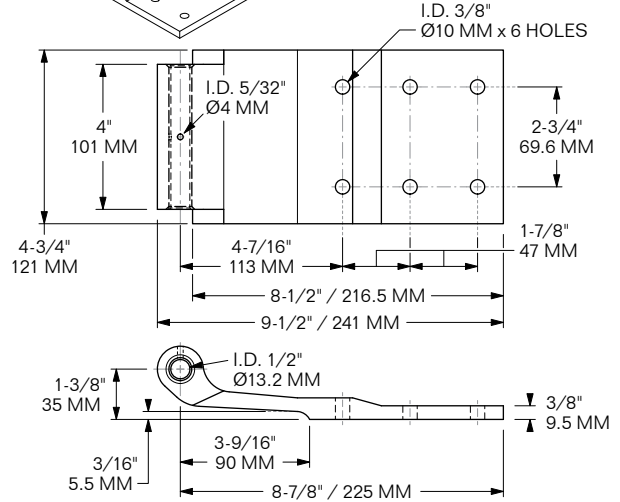
Maersk style, bolt-on,
works w/ 1/2" pin,
includes brass bushing



SUB FOR: MAERSK 7810885
FITS: MAERSK (Type C) MCIQ 40' REEFER
MATERIAL: STEEL **FINISH:** HOT-DIP GALVANIZED
WEIGHT: 3.91 LBS / 1.77 Kg

MODEL 1402-6359

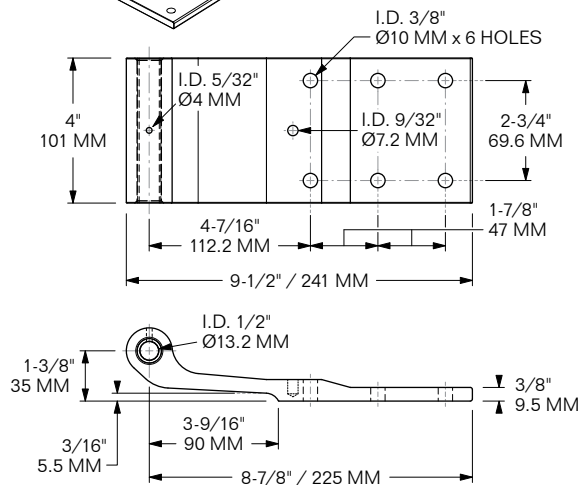
Maersk style, bolt-on,
works w/ 1/2" pin,
includes brass bushing



SUB FOR: MAERSK 7811045
FITS: MAERSK (Type A) MCIQ 40' REEFER
MATERIAL: ALUMINUM **FINISH:** SELF-COLOR
WEIGHT: 2.17 LBS / 0.98 Kg

MODEL 1402-6360

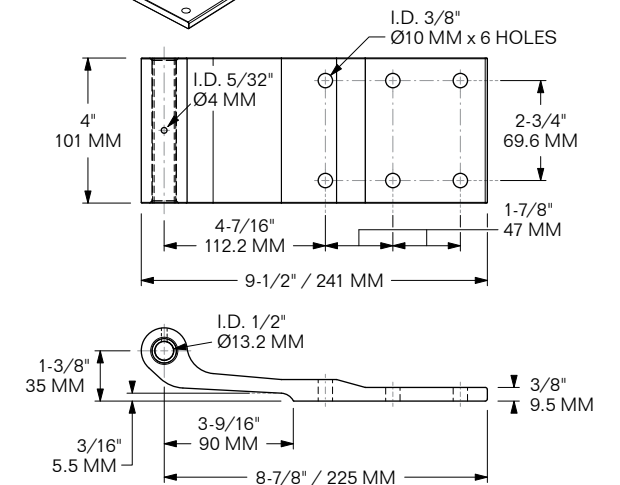
Maersk style, bolt-on,
works w/ 1/2" pin,
includes brass bushing



SUB FOR: MAERSK 7811406
FITS: MAERSK (Type B) MCIQ 40' REEFER
MATERIAL: ALUMINUM **FINISH:** SELF-COLOR
WEIGHT: 1.91 LBS / 0.87 Kg

MODEL 1402-6361

Maersk style, bolt-on,
works w/ 1/2" pin,
includes brass bushing



SUB FOR: MAERSK 7811407
FITS: MAERSK (Type C) MCIQ 40' REEFER
MATERIAL: ALUMINUM **FINISH:** SELF-COLOR
WEIGHT: 1.88 LBS / 0.85 Kg

1402



SWING DOOR HARDWARE

HINGES

REEFER CONTAINERS

MODEL 1402-6362

Maersk style, bolt-on, works w/ 1/2" pin, includes brass bushing

1" / 25 MM
2-13/16" 71 MM
4" 101 MM
I.D. 5/32" Ø4 MM
I.D. 3/8" Ø10 MM x 6 HOLES
2-3/4" 69.6 MM
4-5/8" 118 MM
9-13/16" / 249.9 MM
1" / 25 MM
2" 50.8 MM
I.D. 1/2" Ø13.2 MM
1-7/16" 37 MM
5/16" 8 MM
1-1/8" 28 MM
3-5/8" 92 MM
9-1/4" 235.6 MM

SUB FOR: MAERSK 7811408, SAEJIN 90408
FITS: MAERSK (Type C) MCIQ 40' REEFER
MATERIAL: STEEL **FINISH:** HOT-DIP GALVANIZED
WEIGHT: 4.1 LBS / 1.86 Kg

MODEL 1402-6363

Maersk/Carlisle style, bolt-on, works w/ 1/2" pin, includes brass bushing

I.D. 3/8" Ø10 MM x 6 HOLES
4" 101 MM
I.D. 5/32" Ø4 MM
2-3/4" 69.6 MM
4-5/8" 118 MM
9-13/16" / 249.9 MM
2" 50.8 MM
I.D. 1/2" Ø13.2 MM
1-7/16" 37 MM
5/16" 8 MM
13/16" 21 MM
3-5/8" 92 MM
9-1/4" / 235.6 MM

SUB FOR: MAERSK 7811411, SAEJIN 90411, PH12004
FITS: MAERSK (Type A) MCIQ 40' REEFER, CARLISLE
MATERIAL: STEEL **FINISH:** HOT-DIP GALVANIZED
WEIGHT: 4.07 LBS / 1.85 Kg

1402

MODEL 1402-6364

Maersk style, bolt-on, works w/ 1/2" pin, includes brass bushing

4" 101 MM
I.D. 5/32" Ø4 MM
I.D. 3/8" Ø10 MM x 6 HOLES
2-3/4" 69.6 MM
4-5/8" 118 MM
9-13/16" / 249.9 MM
2" 50.8 MM
I.D. 1/2" Ø13.2 MM
1-7/16" 37 MM
5/16" 8 MM
13/16" 21 MM
3-5/8" 92 MM
9-1/4" / 235.6 MM

SUB FOR: MAERSK 7811412
FITS: MAERSK (Type B) MCIQ 40' REEFER
MATERIAL: STEEL **FINISH:** HOT-DIP GALVANIZED
WEIGHT: 4.1 LBS / 1.86 Kg

MODEL 1402-7028

Singamas style, bolt-on, works w/ 1/2" pin, includes brass bushing

5" 127 MM
I.D. 3/8" Ø10 MM x 6 HOLES
3-15/16" 100 MM
4-1/8" 105 MM
9-7/16" / 239 MM
1-15/16" 50 MM
I.D. 1/2" Ø13 MM
1-3/8" 35 MM
5/16" 8 MM
13/16" 21.3 MM
3-9/16" 90 MM
8-7/8" 225 MM

FITS: SINGAMAS 40' REEFER
MATERIAL: FAB. STEEL **FINISH:** HOT-DIP GALVANIZED
WEIGHT: 4.81 LBS / 2.18 Kg



SWING DOOR HARDWARE

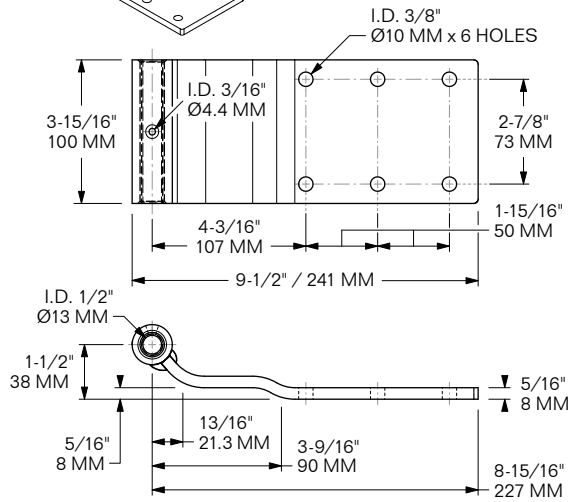
HINGES

REEFER CONTAINERS

1402

MODEL 1402-7372

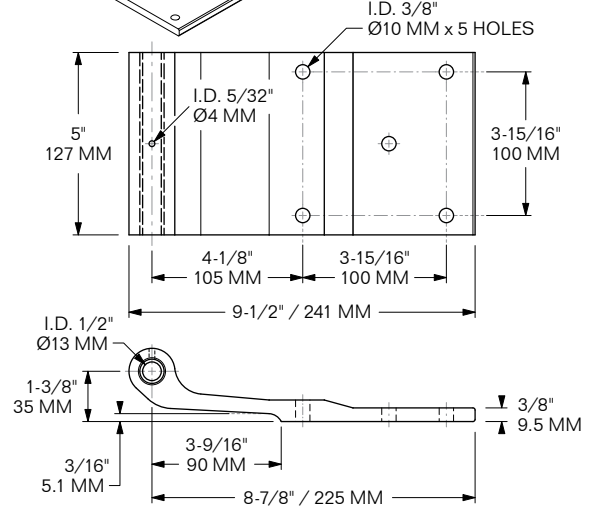
CIMC style, bolt-on,
works w/ 1/2" pin,
includes brass bushing



SUB FOR: CIMC 06-025 **FITS:** CIMC REEFER
MATERIAL: STEEL **FINISH:** HOT-DIP GALVANIZED
WEIGHT: 3.78 LBS / 1.71 Kg

MODEL 1402-7412

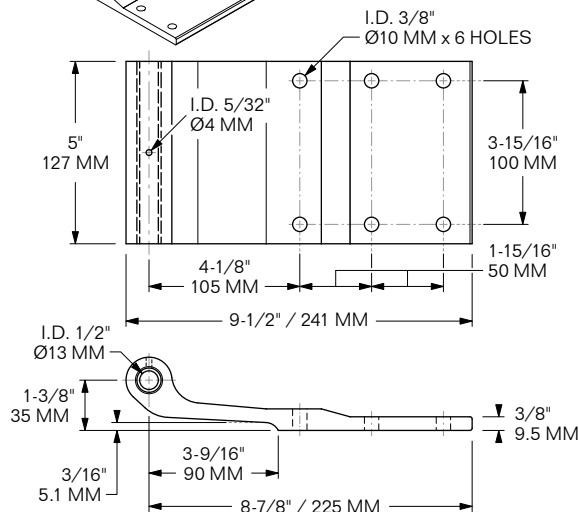
CIMC style, bolt-on,
works w/ 1/2" pin,
includes brass bushing



FITS: CIMC 40' REEFER
MATERIAL: ALUMINUM **FINISH:** SELF-COLOR
WEIGHT: 2.46 LBS / 1.12 Kg

MODEL 1402-7413

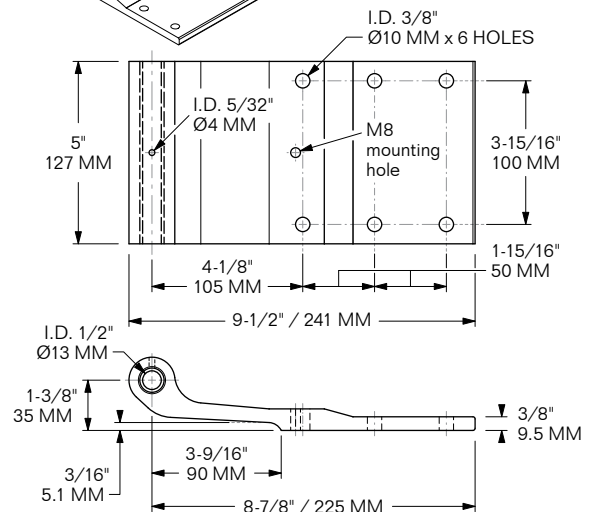
CIMC style, bolt-on,
works w/ 1/2" pin,
includes brass bushing



SUB FOR: CIMC 06-022 **FITS:** CIMC 40' REEFER
MATERIAL: ALUMINUM **FINISH:** SELF-COLOR
WEIGHT: 2.47 LBS / 1.12 Kg

MODEL 1402-7414

CIMC style, bolt-on,
works w/ 1/2" pin,
includes brass bushing



SUB FOR: CIMC 06-023 **FITS:** CIMC 40' REEFER
MATERIAL: ALUMINUM **FINISH:** SELF-COLOR
WEIGHT: 2.45 LBS / 1.11 Kg



SWING DOOR HARDWARE

HINGES

REEFER CONTAINERS

1402

MODEL 1402-7475

CIMC/Singamas style,
bolt-on, works w/ 1/2" pin,
includes brass bushings

I.D. 3/8" Ø10 MM x 6 HOLES
I.D. 5/32" Ø4 MM
5" 127 MM
3-15/16" 100 MM
4-3/16" 107 MM
1-15/16" 50 MM
9-1/2" / 241 MM
I.D. 1/2" Ø13 MM
1-3/8" 35 MM
5/16" 8 MM
13/16" 21.2 MM
3-9/16" 90 MM
8-15/16" 227 MM

SUB FOR: CIMC 06-018, DA18-A04-S0 & SAEJIN PH12006
FITS: CIMC & SINGAMAS 40' REEFER
MATERIAL: STEEL **FINISH:** HOT-DIP GALVANIZED
WEIGHT: 5.45 LBS / 2.47 Kg

MODEL 1402-7476

CIMC style, bolt-on,
works w/ 1/2" pin,
includes brass bushings

I.D. 1-9/16" Ø40 MM
3-9/16" 90 MM
I.D. 3/8" Ø10 MM x 6 HOLES
5" 127 MM
3-15/16" 100 MM
4-3/16" 107 MM
1-15/16" 50 MM
9-1/2" / 241 MM
I.D. 1/2" Ø13 MM
1-3/8" 35 MM
I.D. 2-13/16" Ø72 MM
5/16" 8 MM
13/16" 21.2 MM
3-9/16" 90 MM
1/8" 3 MM
8-15/16" 227 MM

SUB FOR: CIMC 06-019, 59RFCIMC060211, DA18-A05-S0 & SAEJIN PH12006/1
FITS: CIMC 40' REEFER
WORKS WITH: RUBBER DOOR BUMPER 1402-7260
MATERIAL: STEEL **FINISH:** HOT-DIP GALVANIZED
WEIGHT: 5.44 LBS / 2.47 Kg

MODEL 1402-7527

CIMC style, bolt-on,
works w/ 1/2" pin,
includes brass bushings

I.D. 3/8" Ø10 MM x 4 HOLES
I.D. 5/32" Ø4 MM
5" 127 MM
3-15/16" 100 MM
4-5/16" 110 MM
3-3/4" 95 MM
9-1/2" / 241 MM
I.D. 1/2" Ø13 MM
1-3/8" 35 MM
3/16" 5.1 MM
4-13/16" 121.5 MM
8-7/8" / 225 MM

SUB FOR: CIMC DA18-B202-A2
FITS: CIMC 40' REEFER
MATERIAL: ALUMINUM **FINISH:** SELF-COLOR
WEIGHT: 2.22 LBS / 1.01 Kg

MODEL 1402-7530

CIMC style, bolt-on,
works w/ 1/2" pin,
includes brass bushings

I.D. 1-9/16" Ø40 MM
3-3/4" 95.3 MM
I.D. 3/8" Ø10 MM x 6 HOLES
3-15/16" 100 MM
2-7/8" 73 MM
4-3/16" 107 MM
1-15/16" 50 MM
9-1/2" / 241 MM
I.D. 1/2" Ø13 MM
1-1/2" 38 MM
I.D. 2-13/16" Ø72 MM
5/16" 8 MM
13/16" 21.2 MM
3-9/16" 90 MM
1/8" 3 MM
3-1/16" 77 MM
8-15/16" 227 MM

SUB FOR: CIMC 06-026
FITS: CIMC 40' REEFER
WORKS WITH: DOOR BUMPER 1402-7260
MATERIAL: STEEL **FINISH:** HOT-DIP GALVANIZED
WEIGHT: 3.25 LBS / 1.47 Kg

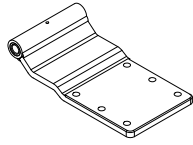


SWING DOOR HARDWARE

HINGES

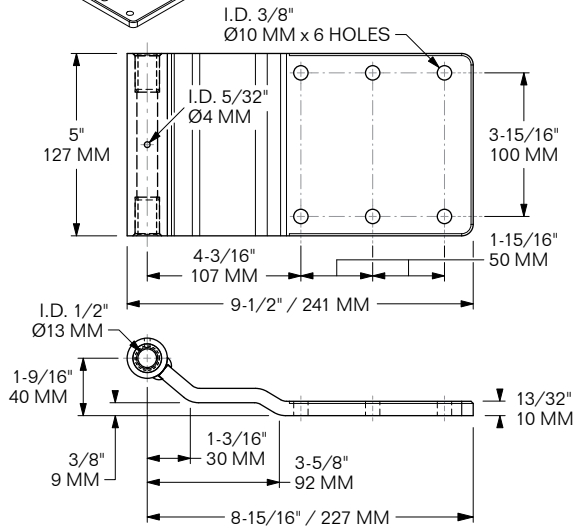
REEFER CONTAINERS

1402

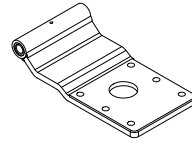


MODEL 1402-7659

CIMC style, bolt-on,
works w/ 1/2" pin,
includes brass bushings

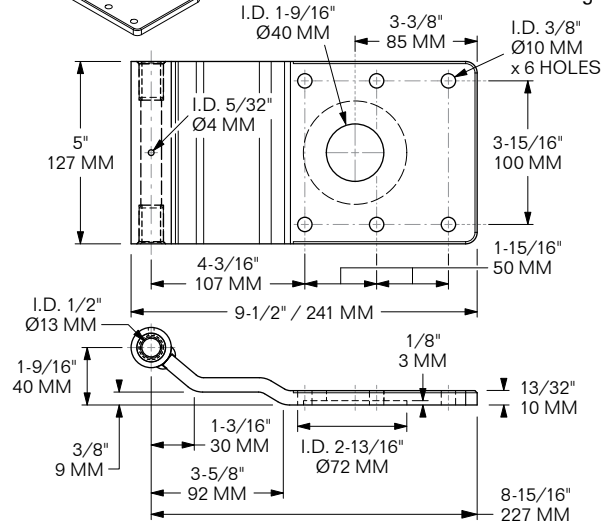


SUB FOR: CIMC 06-020 **FITS:** CIMC 40' REEFER
MATERIAL: STEEL **FINISH:** HOT-DIP GALVANIZED
WEIGHT: 5.81 LBS / 2.64 Kg

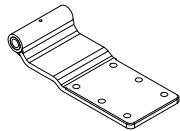


MODEL 1402-7803

CIMC style, bolt-on,
works w/ 1/2" pin,
includes brass bushings

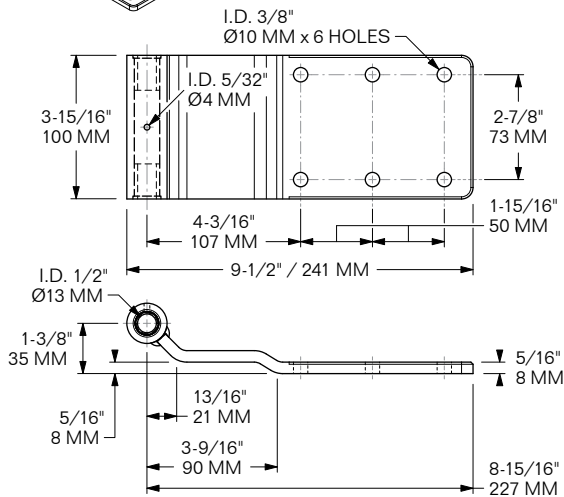


SUB FOR: CIMC 06-021 **FITS:** CIMC 40' REEFER
WORKS WITH: DOOR BUMPER 1402-7260
MATERIAL: STEEL **FINISH:** HOT-DIP GALVANIZED
WEIGHT: 5.68 LBS / 2.47 Kg

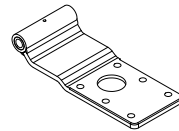


MODEL 1402-7804

CIMC style, bolt-on,
works w/ 1/2" pin,
includes brass bushings

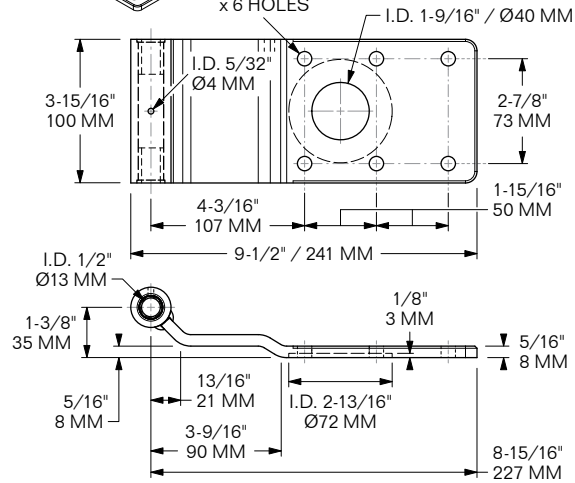


SUB FOR: CIMC 06-018-1 & DA18-A08
FITS: CIMC 40' REEFER
MATERIAL: STEEL **FINISH:** HOT-DIP GALVANIZED
WEIGHT: 4.18 LBS / 1.67 Kg



MODEL 1402-7805

CIMC/MCIQ style,
bolt-on, works w/ 1/2" pin,
includes brass bushings



SUB FOR: CIMC 06-019-1 & DA18-A09
FITS: CIMC & MCIQ 40' REEFER
WORKS WITH: RUBBER DOOR BUMPER 1402-7260
MATERIAL: STEEL **FINISH:** HOT-DIP GALVANIZED
WEIGHT: 3.68 LBS / 1.59 Kg



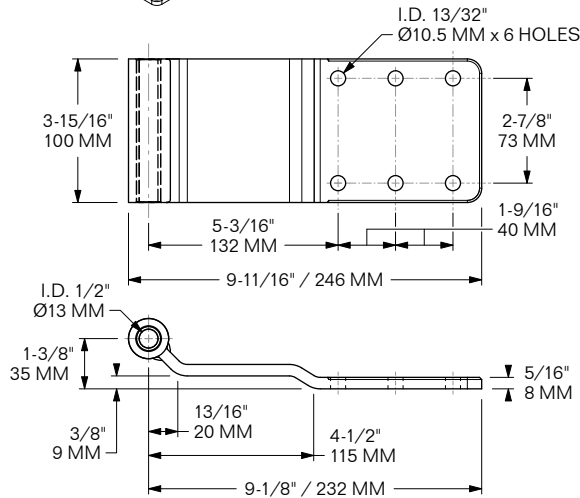
SWING DOOR HARDWARE

HINGES

REEFER CONTAINERS

MODEL 1402-8106

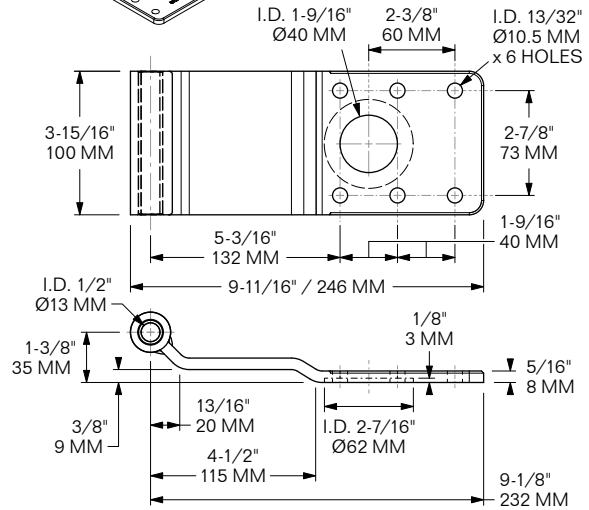
CIMC style, bolt-on,
works w/ 1/2" pin,
includes brass bushing



SUB FOR: CIMC DA18-A206-S0 **FITS:** CIMC 40' REEFER
MATERIAL: STEEL **FINISH:** HOT-DIP GALVANIZED
WEIGHT: 3.82 LBS / 1.73 Kg

MODEL 1402-8107

CIMC style, bolt-on,
works w/ 1/2" pin,
includes brass bushing



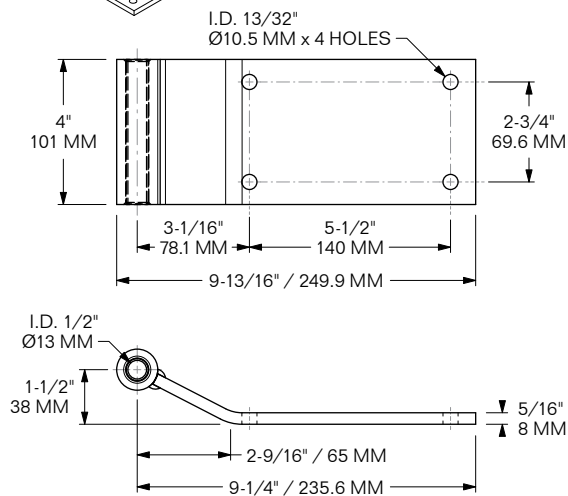
SUB FOR: CIMC DA18-A207-S0 **FITS:** CIMC 40' REEFER
WORKS WITH: DOOR BUMPER 1402-7260
MATERIAL: STEEL **FINISH:** HOT-DIP GALVANIZED
WEIGHT: 3.56 LBS / 1.61 Kg

1402

SPECIAL ORDER ONLY

MODEL 1402-8748

Maersk MCI Denmark style,
bolt-on, works w/ 1/2" pin,
includes brass bushing

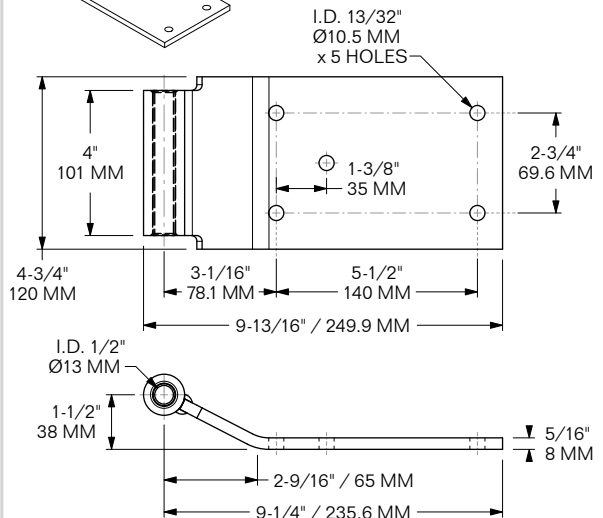


FITS: MAERSK MCI DENMARK 40' REEFER
MATERIAL: STEEL **FINISH:** HOT-DIP GALVANIZED
WEIGHT: 4.2 LBS / 1.91 Kg

SPECIAL ORDER ONLY

MODEL 1402-8749

Maersk MCI Denmark style,
bolt-on, works w/ 1/2" pin,
includes brass bushing



FITS: MAERSK MCI DENMARK 40' REEFER
MATERIAL: STEEL **FINISH:** HOT-DIP GALVANIZED
WEIGHT: 4.65 LBS / 2.11 Kg



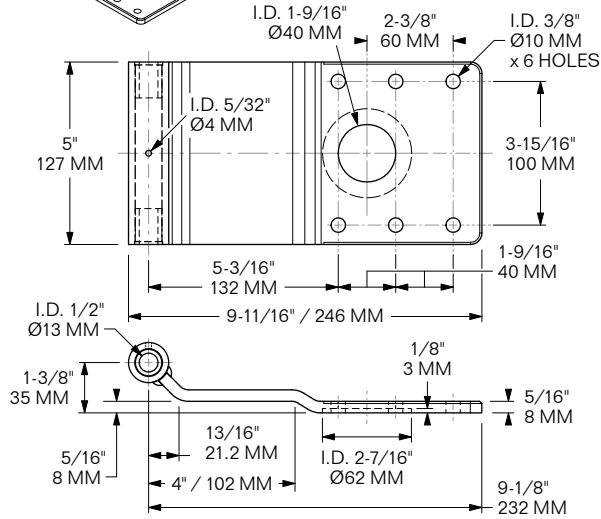
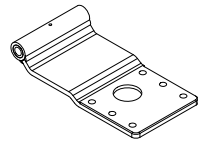
SWING DOOR HARDWARE

HINGES

REEFER CONTAINERS

MODEL 1402-8984

CIMC style, bolt-on,
works w/ 1/2" pin,
includes brass bushings



SUB FOR: CIMC 06-021-1, DA18-A18-S0 **FITS:** CIMC REEFER
WORKS WITH: DOOR BUMPER 1402-7260
MATERIAL: STEEL **FINISH:** HOT-DIP GALVANIZED
WEIGHT: 4.44 LBS / 2.01 Kg

1402

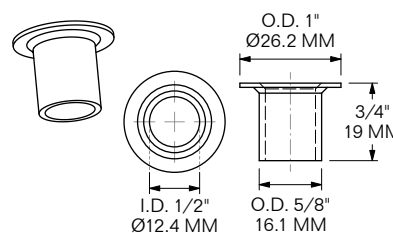
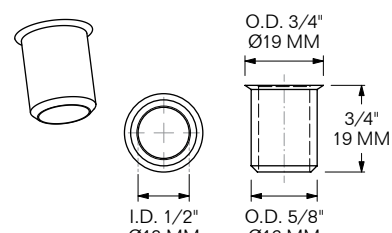
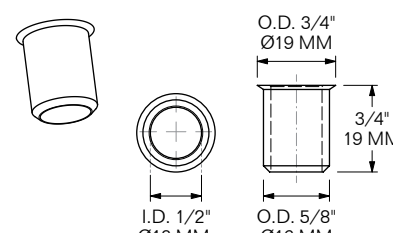
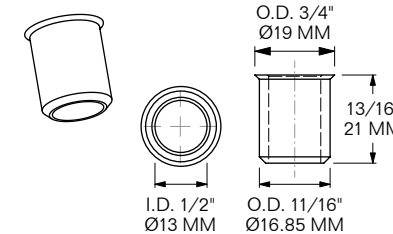
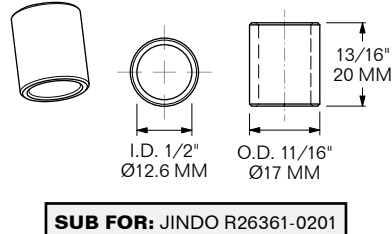
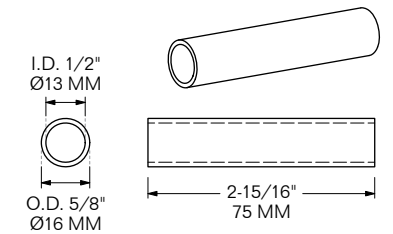
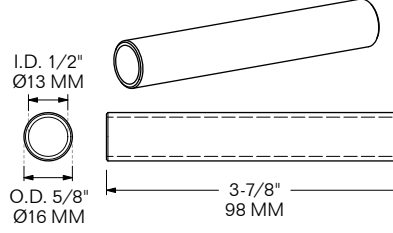


SWING DOOR HARDWARE

HINGE INSERT BUSHINGS

CONTAINERS: DOMCON, ISO & REEFER

TRAILERS: DRY & REEFER VAN

| | | |
|--|---|--|
| <p>MODEL 1402-1652</p>  <p>SUB FOR: BLOXWICH BCP-10040 MATERIAL: NYLATRON COLOR: BLACK WEIGHT: 0.01 LBS / 4 GM</p> | <p>MODEL 1402-1739-N</p>  <p>MATERIAL: NYLATRON COLOR: BLACK WEIGHT: 0.01 LBS / 4 GM</p> | <p>MODEL 1402-1739-B</p>  <p>MATERIAL: BRASS FINISH: SELF-COLOR WEIGHT: 0.01 LBS / 4 GM</p> |
| <p>MODEL 1402-1740</p>  <p>MATERIAL: NYLATRON COLOR: BLACK WEIGHT: 0.01 LBS / 4 GM</p> | <p>MODEL 1402-1994</p>  <p>SUB FOR: JINDO R26361-0201 MATERIAL: BRONZE FINISH: SELF-COLOR WEIGHT: 0.03 LBS</p> | <p>MODEL 1402-8707</p>  <p>MATERIAL: NYLATRON COLOR: BLACK WEIGHT: 0.0127 LBS / 5.7GM</p> |
| <p>MODEL 1402-8708</p>  <p>MATERIAL: NYLATRON COLOR: BLACK WEIGHT: 0.017 LBS / 7.7GM</p> | | |
| | | |

1402



SWING DOOR HARDWARE

HINGE LUGS

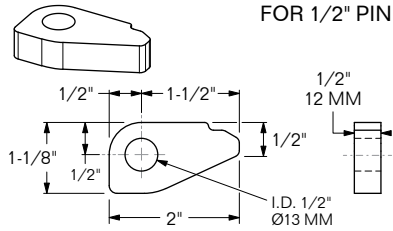
CONTAINERS: DOMCON, ISO & REEFER

TRAILERS: DRY & REEFER VAN

1402

MODEL 1402-2205

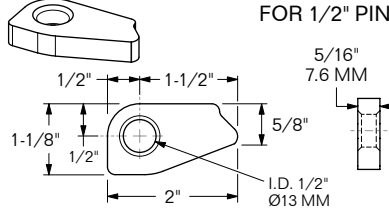
FOR 1/2" PIN



SUB FOR: BLOWWICH L-2220
MATERIAL: STEEL **FINISH:** ZINC-PLATED
WEIGHT: 0.19 LBS / 0.09 Kg

MODEL 1402-2328

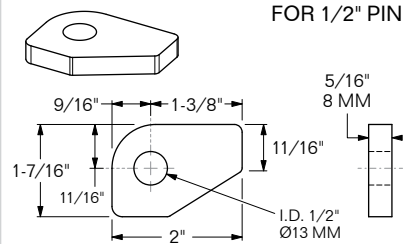
FOR 1/2" PIN



SUB FOR: BLOWWICH BCP11354, L-2201 & L-2208, CIMC D24-06, SAEJIN PH60012/1
MATERIAL: STEEL **FINISH:** ZINC-PLATED
WEIGHT: 0.15 LBS / 0.07 Kg

MODEL 1402-2329

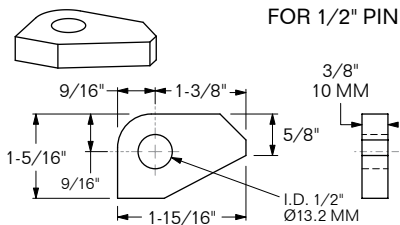
FOR 1/2" PIN



MATERIAL: STEEL **FINISH:** ZINC-PLATED
WEIGHT: 0.19 LBS / 0.06 Kg

MODEL 1402-2885

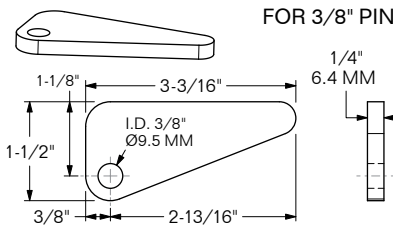
FOR 1/2" PIN



FITS: HYUNDAI 102" WIDE CONT.
MATERIAL: STEEL
FINISH: ZINC-PLATED **WT:** 0.19 LBS

MODEL 1402-6534

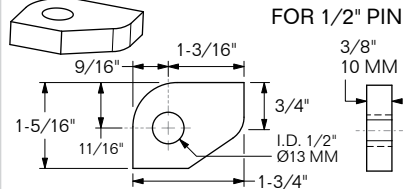
FOR 3/8" PIN



SUB FOR: GREAT DANE 08137, PENZ 65-07
MATERIAL: STEEL **FINISH:** ZINC-PLATED
WEIGHT: 0.22 LBS

MODEL 1402-6870

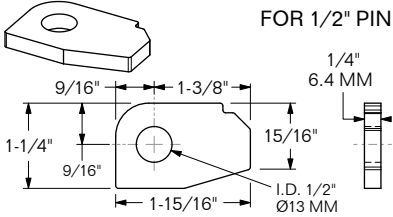
FOR 1/2" PIN



SUB FOR: JINDO R26512-0023, SAEJIN PH60003/2
FITS: JINDO 48', 53', PACER, CSX
MATERIAL: STEEL **FINISH:** ZINC-PLATED
WEIGHT: 0.25 LBS / 0.114 Kg

MODEL 1402-7031

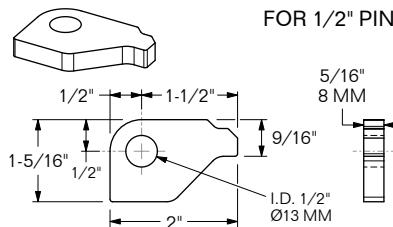
FOR 1/2" PIN



SUB FOR: CIMC 10-004
FITS: SINGAMAS 40' REEFER
MATERIAL: STEEL **FINISH:** ZINC-PLATED
WEIGHT: 0.12 LBS / 0.06 Kg

MODEL 1402-7032

FOR 1/2" PIN



SUB FOR: SAEJIN PH60011
MATERIAL: STEEL **FINISH:** ZINC-PLATED
WEIGHT: 0.16 LBS / 0.07 Kg





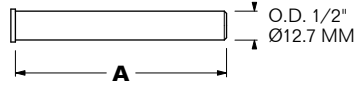
SWING DOOR HARDWARE

HINGE PINS & WASHERS

CONTAINERS: DOMCON, ISO & REEFER

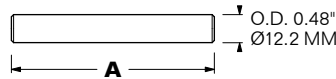
TRAILERS: DRY & REEFER VAN

HINGE PINS WITH STOPPER EDGE



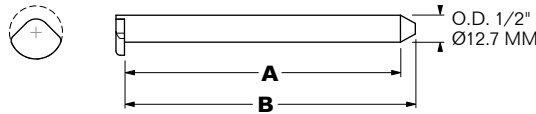
| MODEL | A | SUB FOR | MATERIAL | FINISH | WEIGHT |
|------------------|-----------------|------------|-----------------|------------|---------------------|
| 1402-1651 | 3.66" 93 MM | CHPN-001-1 | CARBON STEEL | SELF-COLOR | 0.2 LBS 0.09 Kg |
| 1402-2270 | 4.13" 105 MM | CHPN-003-1 | STAINLESS STEEL | SELF-COLOR | 0.25 LBS 0.11 Kg |

HINGE PINS WITHOUT EDGE



| MODEL | A | SUB FOR | MATERIAL | FINISH | WEIGHT |
|------------------|-------------------|-------------------|-----------------|------------|---------------------|
| 1402-6227 | 3-11/16" 94 MM | BCSP-24001/94 | STAINLESS STEEL | SELF-COLOR | 0.2 LBS 0.09 Kg |
| 1402-6872 | 4-1/32" 102 MM | SAEJIN PH30001/3 | STAINLESS STEEL | SELF-COLOR | 0.21 LBS 0.09 Kg |
| 1402-6216 | 4-1/2" 114 MM | CHPN-001-4 | STAINLESS STEEL | SELF-COLOR | 0.23 LBS 0.1 Kg |
| 1402-6871 | 5" 127 MM | JINDO R26223-1270 | STAINLESS STEEL | SELF-COLOR | 0.26 LBS 0.12 Kg |
| 1402-8988 | 5-7/8" 149 MM | CIMC GA04-A06-U0 | STAINLESS STEEL | SELF-COLOR | 0.29 LBS 0.13 Kg |

HINGE PINS FOR REEFER CONTAINERS



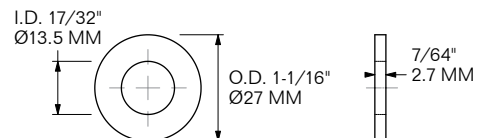
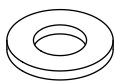
| MODEL | A | B | SUB FOR | MATERIAL | FINISH | WEIGHT |
|------------------|-----------------|-----------------|---------------------------|-----------------|------------|---------------------|
| 1402-8655 | 4.84" 123 MM | 5.12" 130 MM | MAERSK | STAINLESS STEEL | SELF-COLOR | 0.3 LBS 0.13 Kg |
| 1402-6256 | 5.12" 130 MM | 5.39" 137 MM | MAERSK 7810961 7810800 | STAINLESS STEEL | SELF-COLOR | 0.31 LBS 0.14 Kg |
| 1402-6258 | 5.24" 133 MM | 5.67" 144 MM | MAERSK 7810801 | STAINLESS STEEL | SELF-COLOR | 0.32 LBS 0.15 Kg |
| 1402-7558 | 6.1" 155 MM | 6.38" 162 MM | MAERSK | STAINLESS STEEL | SELF-COLOR | 0.36 LBS 0.16 Kg |

HINGE WASHER



| MODEL | SUB FOR | FITS | MATERIAL | FINISH | WEIGHT |
|---------------------|-------------------|-------------------------------|-----------------|------------|----------------------|
| 1402-4674-SS | JINDO R26452-1601 | CSX, JINDO, PACER 48', 53' | STAINLESS STEEL | SELF-COLOR | 0.01 LBS 0.005 Kg |

SAE 1/2" FLAT WASHER



| MODEL | MATERIAL | FINISH | WEIGHT |
|------------------|--------------|-------------|---------------------|
| 1402-4535 | CARBON STEEL | ZINC-PLATED | 0.02 LBS 0.01 Kg |

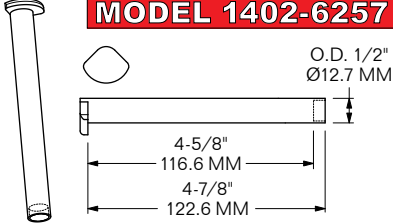
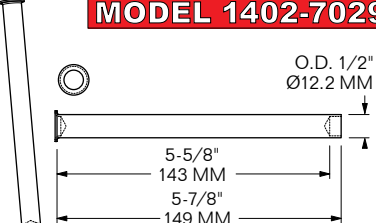
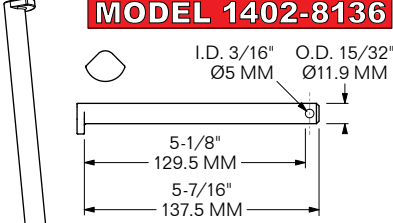
1402



SWING DOOR HARDWARE

HINGE PINS

REEFER CONTAINERS

|  <p>MODEL 1402-6257</p> <p>O.D. 1/2" Ø12.7 MM</p> <p>4-5/8" 116.6 MM</p> <p>4-7/8" 122.6 MM</p> <p>SUB FOR: MAERSK 7810960 FITS: MCIQ 40' REEFER MATERIAL: STAINLESS STEEL FINISH: SELF-COLOR WEIGHT: 0.28 LBS / 0.12 Kg</p> |  <p>MODEL 1402-7029</p> <p>O.D. 1/2" Ø12.2 MM</p> <p>5-5/8" 143 MM</p> <p>5-7/8" 149 MM</p> <p>FITS: SINGAMAS, CIMC 40' REEFER MATERIAL: STAINLESS STEEL FINISH: SELF-COLOR WEIGHT: 0.29 LBS / 0.13 Kg</p> |  <p>MODEL 1402-8136</p> <p>I.D. 3/16" Ø5 MM</p> <p>O.D. 15/32" Ø11.9 MM</p> <p>5-1/8" 129.5 MM</p> <p>5-7/16" 137.5 MM</p> <p>SUB FOR: CIMC 53JLX-03 FITS: CIMC 53' REEFER MATERIAL: STAINLESS STEEL FINISH: SELF-COLOR WEIGHT: 0.3 LBS / 0.13 Kg</p> |
|---|---|--|
| | | |
| | | |
| | | |

1402



SWING DOOR HARDWARE

HOLDBACKS

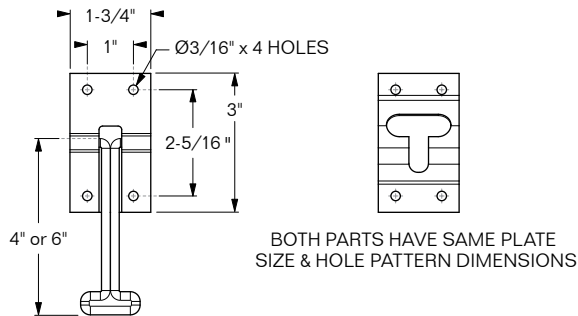
CONTAINERS: DOMCON, ISO & REEFER

TRAILERS: DRY & REEFER VAN

MODEL 1402-2916-4-KIT

MODEL 1402-2916-6-KIT

DOOR HOLDBACK



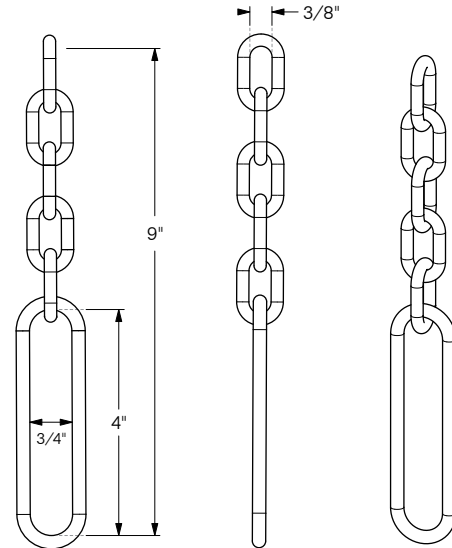
1402-2916-A-4
1402-2916-A-6
TEE HOLDER
PLATE

1402-2916-B
BASE PLATE

SUB FOR: PENZ P-2007 **MATERIAL:** FAB. STEEL
FINISH: ZINC-PLATED **WEIGHT:** 0.4 LBS / 0.18 Kg

MODEL 1402-2933-5

9" HOLDBACK CHAIN w/ 4" loop & 5 links

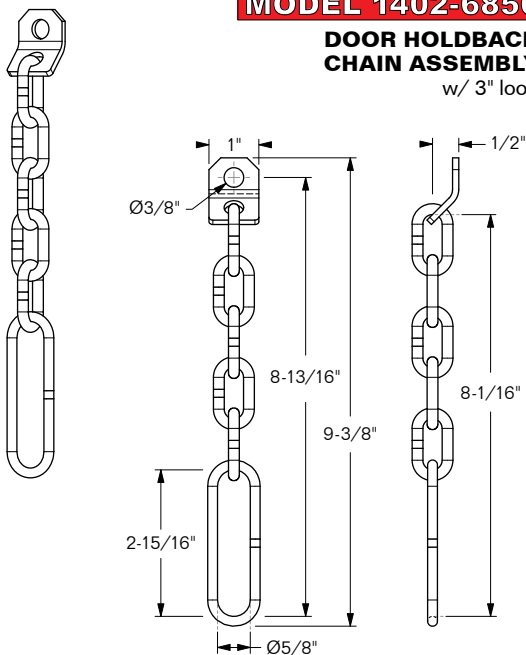


SUB FOR: PENZ P-2011 **MATERIAL:** CARBON STEEL CHAIN
FINISH: HOT-DIP GALVANIZED **WEIGHT:** 0.29 LBS / 0.13 Kg

1402

MODEL 1402-6856

DOOR HOLDBACK CHAIN ASSEMBLY w/ 3" loop

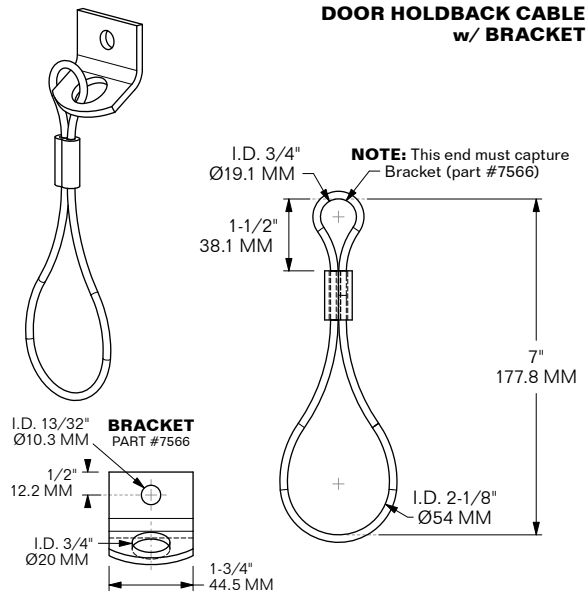


SUB FOR: PENZ 25-P2012 **MATERIAL:** FAB. STEEL
FINISH: HOT-DIP GALVANIZED **WEIGHT:** 0.22 LBS / 0.1 Kg

SPECIAL ORDER ONLY

MODEL 1402-7218

DOOR HOLDBACK CABLE w/ BRACKET



BRACKET MATERIAL: STEEL **FINISH:** ZINC-PLATED
SWAGE MATERIAL: ALUMINUM **FINISH:** SELF-COLOR
CABLE MATERIAL: GALV. STEEL **FINISH:** CLEAR PVC-COATED
ASSEMBLY WEIGHT: 0.21 LBS / 0.09 Kg





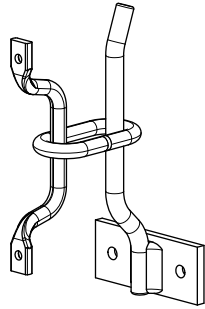
SWING DOOR HARDWARE

HOLDBACKS

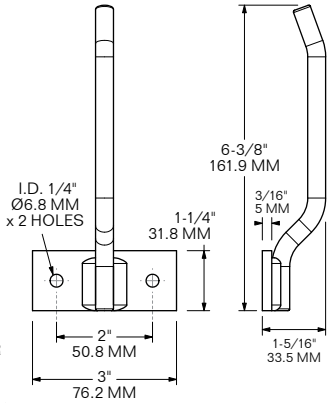
CONTAINERS: DOMCON, ISO & REEFER

TRAILERS: DRY & REEFER VAN

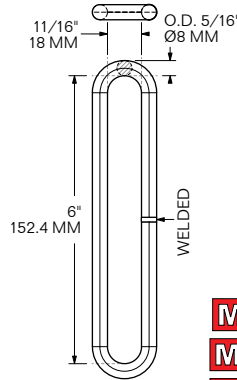
KIT w/ all 3 items (2" loop shown)
1402-7219-KIT-2-HDG



HOLDBACK HOOK
1402-7219-A-HDG



LOOP
(6" shown)
1402-7219-C-6-HDG



MODEL 1402-7219-A-HDG

**HOLDBACK HOOK w/ 5" ARM
& 2-HOLE BRACKET**

MODEL 1402-7219-B-HDG

FOOTMAN LOOP ANCHOR / HANDLE

MODEL 1402-7219-C-2-HDG

MODEL 1402-7219-C-4-HDG

MODEL 1402-7219-C-6-HDG

LOOP (3 lengths available)

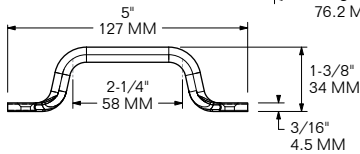
MODEL 1402-7219-KIT-2-HDG

MODEL 1402-7219-KIT-4-HDG

MODEL 1402-7219-KIT-6-HDG

KIT ASSEMBLIES (3 diff. loop lengths)

FOOTMAN LOOP ANCHOR
1402-7219-B-HDG



EACH PACKAGED DOOR HOLDBACK SET INCLUDES:

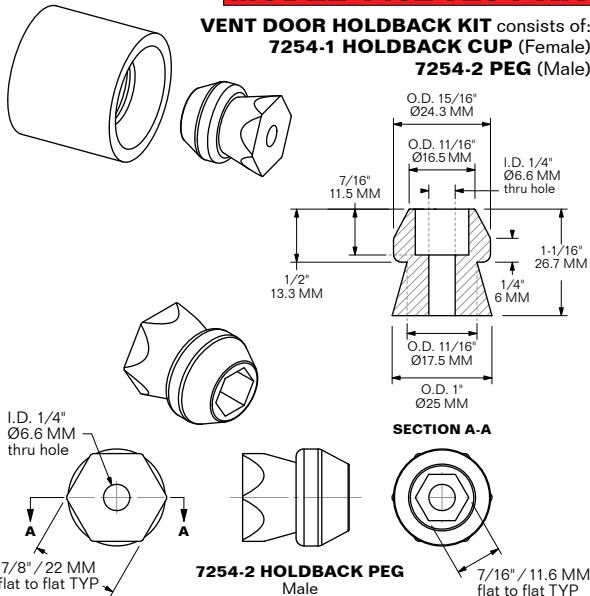
- (A) Holdback Hook w/ 5" arm and 2-hole bracket (1402-7219-A-HDG)
- (B) Footman Loop Anchor (1402-7219-B-HDG)
- (C) Loop (3 lengths available: 2", 4", 6")

MATERIAL: STEEL FINISH: HOT-DIP GALVANIZED
ASSEMBLY WEIGHT (6"): 0.83 LBS / 0.376 Kg

1402

MODEL 1402-7254-KIT

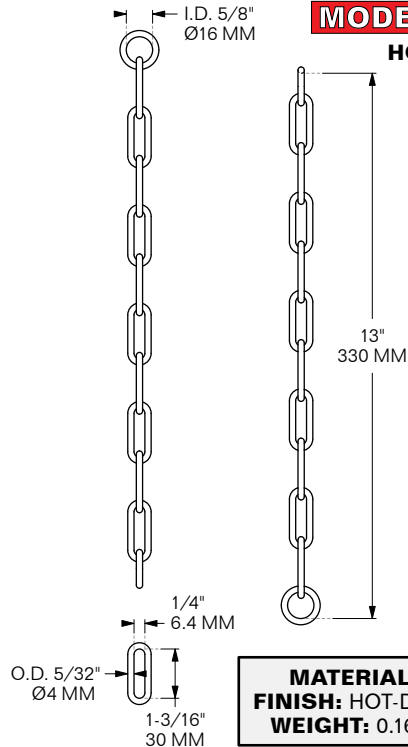
VENT DOOR HOLDBACK KIT consists of:
7254-1 HOLDBACK CUP (Female)
7254-2 PEG (Male)



HOLDBACK CUP MATERIAL:
RUBBER w/ GALV. STEEL PLATE
PEG MATERIAL: NYLON (PA66) **COLOR:** BLACK
KIT WEIGHT: 0.16 LBS / 0.07 Kg

MODEL 1402-7438

HOLDBACK CHAIN



MATERIAL: FAB. STEEL
FINISH: HOT-DIP GALVANIZED
WEIGHT: 0.16 LBS / 0.07 Kg



SWING DOOR HARDWARE

HOLDBACKS

CONTAINERS: DOMCON, ISO & REEFER

TRAILERS: DRY & REEFER VAN

MODEL 1402-7563
HOLDBACK HOOK, 2-hole

SUB FOR: EBERHARD 660350, FLEET ENG. 022-00577
MATERIAL: FAB. STEEL **FINISH:** HOT-DIP GALVANIZED
WEIGHT: 0.28 LBS / 0.13 Kg

MODEL 1402-7568
DOOR HOLDBACK CHAIN ASSEMBLY

SUB FOR: CIMC DA31-A11-S0 **FITS:** CIMC REEFER
MATERIAL: FAB. STEEL **FINISH:** HOT-DIP GALVANIZED
WEIGHT: 0.24 LBS / 0.11 Kg

MODEL 1402-7566
HOLDBACK BRACKET

MATERIAL: FAB. STEEL **FINISH:** HOT-DIP GALVANIZED
WEIGHT: 0.16 LBS / 0.07 Kg

MODEL 1402-7918
DOOR HOLDBACK CHAIN ASSEMBLY

SUB FOR: CIMC CD53MS-02 & D35-03, J.B. HUNT 18522
FITS: CIMC & SINGAMAS/J.B. HUNT 53'
MATERIAL: FAB. STEEL **FINISH:** HOT-DIP GALVANIZED
WEIGHT: 0.3 LBS / 0.14 Kg

MODEL 1402-7720-KIT
DOOR HOLDBACK ASSEMBLY

MODEL 1402-7720-1
FOOTMAN LOOP ANCHOR

MODEL 1402-7720-2
CHAIN w/ SNAP-LOCK CARABINER

NOTE: Carabiner w/ reinforced end spool

SUB FOR: PENZ P-2005 **ANCHOR MATERIAL:** ASTM STEEL
CARABINER & CHAIN MATERIAL: CARBON STEEL
FINISH: ZINC-PLATED **ASSEMBLY WEIGHT:** 0.28 LBS / 0.13 Kg

1402



SWING DOOR HARDWARE

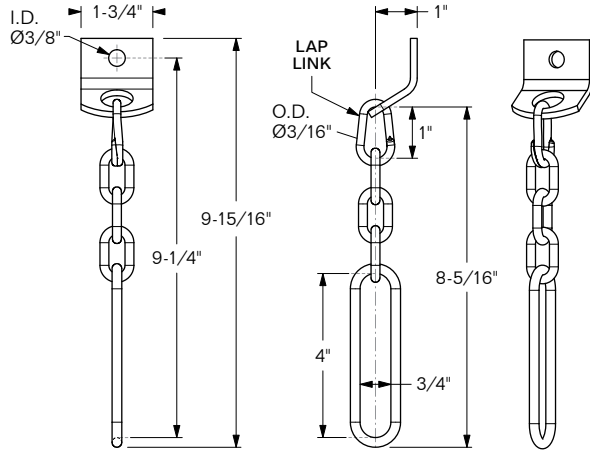
HOLDBACKS

CONTAINERS: DOMCON, ISO & REEFER

TRAILERS: DRY & REEFER VAN

MODEL 1402-8645 DOOR HOLDBACK ASSEMBLY

MODEL 1402-8645-2 LAP LINK



8645 ASSEMBLY SUB FOR: HYUNDAI 10001435
MATERIAL: FAB. STEEL **LAP LINK FINISH:** ZINC-PLATED
BRACKET & CHAIN FINISH: HOT-DIP GALVANIZED
8645 ASSEMBLY WEIGHT: 0.45 LBS / 0.2 Kg
8645-2 LAP LINK WEIGHT: 0.04 LBS / 0.02 Kg

1402





SWING DOOR HARDWARE

RUBBER DOOR BUMPERS

DOMCON, ISO & REEFER CONTAINERS

MODEL 1402-7260
REEFER DOOR STOP
 Fits in Hinge

SUB FOR: CIMC 06-019-2 **FITS:** CIMC REEFER (in Hinge)
WORKS WITH: BUFFERS 1402-7476, -7530, -7803, -7805, -8107 & -8184 REEFER HINGES **MATERIAL:** EPDM RUBBER
COLOR: BLACK **WEIGHT:** 0.16 LBS / 0.07 Kg

MODEL 1402-8142
DOOR STOP
 Fits in Hinge

SUB FOR: CIMC 53FZJ-01, APM 308142
FITS: CIMC & MAERSK MCIQ REEFER (in Hinge)
MATERIAL: EPDM RUBBER **COLOR:** BLACK
WEIGHT: 0.09 LBS / 0.04 Kg

1402

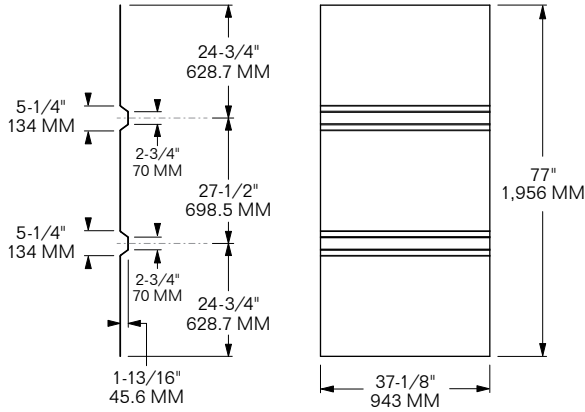


CONTAINER DOOR PANELS

ISO CONTAINERS

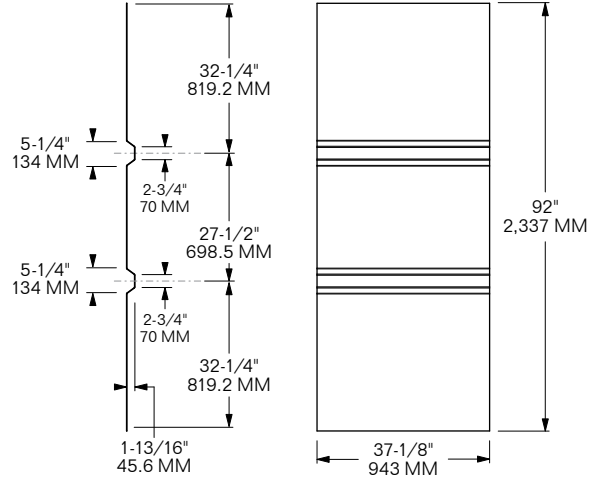
1403

SPECIAL ORDER ONLY **MODEL 1403-2357**
DOOR SKIN, 2 Corrugation



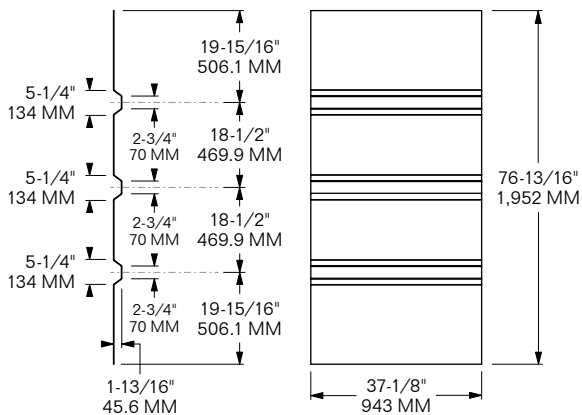
SUB FOR: CIMC D04-01A/B **FITS:** 8' 6" x 20' & 40' ISO
THICKNESS: 3/32" / 2 MM **MATERIAL:** CORTEN STEEL
FINISH: PRIMER **WEIGHT:** 58.5 LBS / 26.5 Kg

MODEL 1403-2358
DOOR SKIN, 2 Corrugation



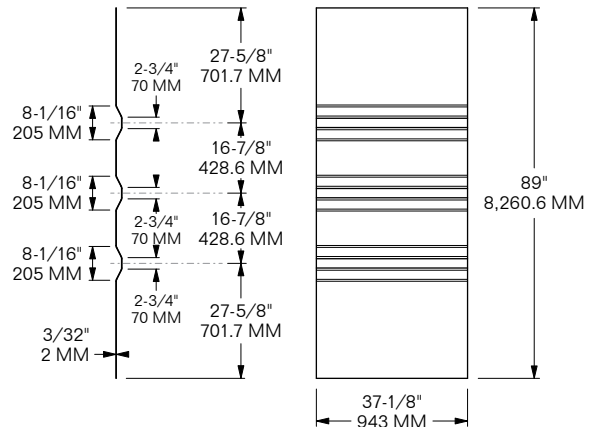
FITS: 9' 6" HIGH-CUBE x 20', 40' & 45' ISO
THICKNESS: 3/32" / 2 MM **MATERIAL:** CORTEN STEEL
FINISH: PRIMER **WEIGHT:** 75 LBS / 34 Kg

MODEL 1403-2359
DOOR SKIN, 3 Corrugation



SUB FOR: CIMC D04-02A **FITS:** 8' 6" x 20' & 40' ISO
THICKNESS: 3/32" / 2 MM **MATERIAL:** CORTEN STEEL
FINISH: PRIMER **WEIGHT:** 64 LBS / 29 Kg

MODEL 1403-7462
DOOR SKIN, 3 Corrugation



SUB FOR: CIMC D04-02B **FITS:** 9' 6" HIGH-CUBE ISO
THICKNESS: 3/32" / 2 MM **MATERIAL:** CORTEN STEEL
FINISH: PRIMER **WEIGHT:** 75 LBS / 34.02 Kg



CONTAINER DOOR PANELS

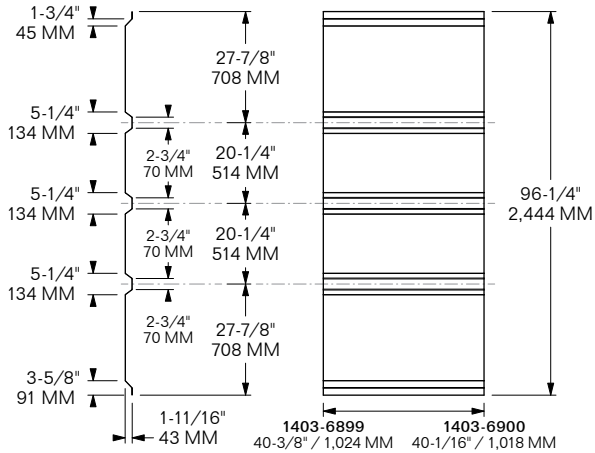
DOMCON CONTAINERS

MODEL 1403-6899

SUB FOR: JINDO AF0102-1353, 40-3/8" WIDE
FITS: JINDO 53' w/ 110" DOOR OPENING (spec #1)

MODEL 1403-6900

SUB FOR: JINDO AF0102-1453, 40-1/8" WIDE
FITS: JINDO 53' w/ 110" DOOR OPENING (spec #2)



THICKNESS: 1/16" / 1.6 MM
MATERIAL: CORTEN STEEL **FINISH:** PRIMER
1403-6899 WEIGHT: 64.6 LBS / 29.3 Kg
1403-6900 WEIGHT: 72.8 LBS / 33 Kg

1403

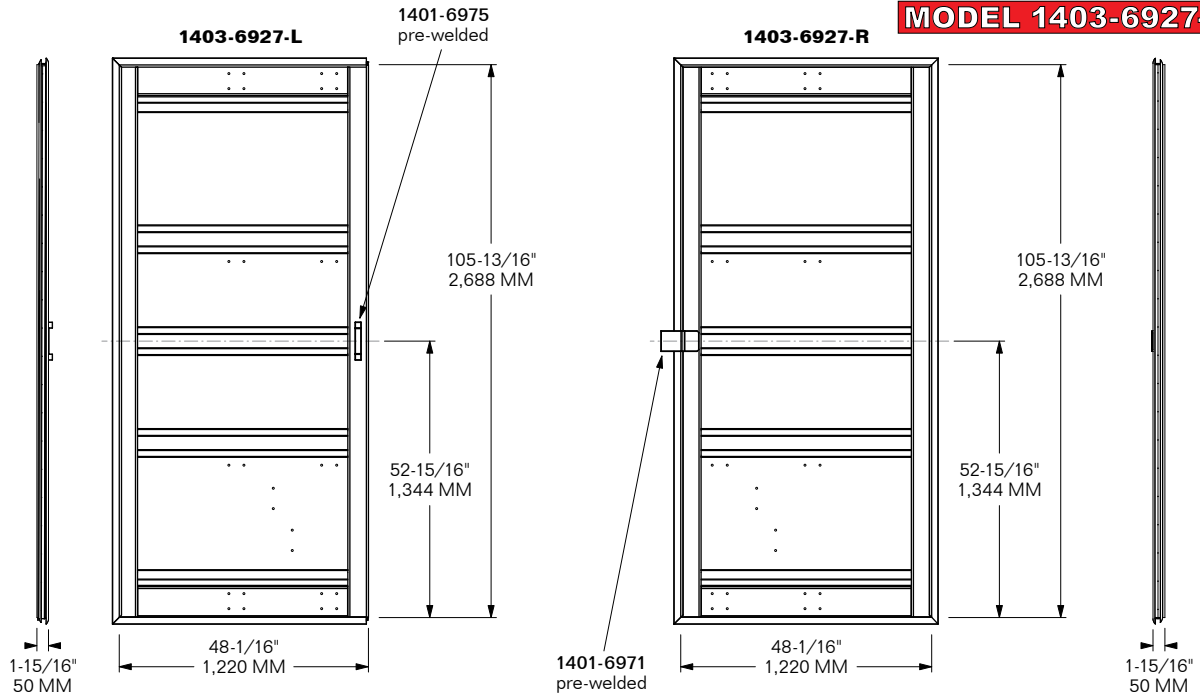


CONTAINER DOORS

102" W x 107" H DOMCON CONTAINERS

MODEL 1403-6927-L

MODEL 1403-6927-R



1403

FITS JINDO CONTAINERS: PACER 48' x 107", PACER 53' x 107" SPEC #1 & PACER 53' x 107" SPEC #2.
DOORS PRE-DRILLED FOR HARDWARE & GASKETS PRE-MOUNTED. ALL DIMENSIONS SHOWN FROM DOOR EDGES.

PARTS BELOW SOLD SEPARATELY, EXCEPT **1401-6971** & **1401-6975** THAT ARE PRE-WELDED TO THE DOORS.

| MODEL # | DESCRIPTION | QTY. for 6927-L | QTY. for 6927-R | PACER 48' x 107" | PACER 53' x 107" spec #1 | PACER 53' x 107" spec #2 |
|---------------|-------------------------------------|-----------------|-----------------|------------------|--------------------------|--------------------------|
| 1401-6895-LL | Lock Rod Assembly (left-locking) | 1 | 1 | • | • | • |
| 1401-6895-RL | Lock Rod Assembly (right-locking) | 1 | 1 | • | • | • |
| 1402-6873 | Hinge, 3" x 5-5/8" w/ nylon bushing | 4 | 4 | | • | |
| 1402-6874 | Hinge, 4" x 5-5/8" w/ nylon bushing | 5 | 5 | • | | • |
| 1401-2173 | Long Bearing Bracket | 4 | 4 | • | • | • |
| 1401-2175 | Short Bearing Bracket | 4 | 4 | • | • | • |
| 1401-7323 | Gasket for Short Bearing Bracket | 4 | 4 | • | • | • |
| 1401-2613 | Split Bushing Halves (long) | 8 | 8 | • | • | • |
| 1401-6156 | Split Bushing Halves (short) | 8 | 8 | • | • | • |
| 1401-7322 | Gasket for Long Bearing Bracket | 4 | 4 | • | • | • |
| 1401-2473 | Retainer Plate for Handle | 2 | 2 | • | • | • |
| 1401-2474 | Retainer Catch for Handle | 2 | 2 | • | • | • |
| 1401-2179 | Bushing for Retainer Catch | 2 | 2 | • | • | • |
| 1401-7324-1MM | Gasket for Retainer Plate | 2 | 2 | • | • | • |
| 1402-6872 | Hinge Pin, 4" | 4 | 4 | | • | |
| 1402-6871 | Hinge Pin, 5" | 5 | 5 | • | | • |
| 1402-4674-SS | Flat Washer for Hinge | 4 | 4 | | • | |
| | | 5 | 5 | • | | • |
| 1401-6971 | Anti-Rack Plate | 0 | 1 | • | • | • |
| 1401-6975 | Anti-Rack Bracket | 1 | 0 | • | • | • |

SUB FOR: JINDO PA048-SP02-LH/RH **FITS:** JINDO 48' x 107" & 53' w/ 107" DOOR OPENING (spec 1 & 2) / PACER
MATERIAL: CORTEN STEEL **FINISH:** GRAY PRIMER
1403-6927-L WEIGHT: 179 LBS / 81.19 Kg **1403-6927-R WEIGHT:** 178 LBS / 80.74 Kg

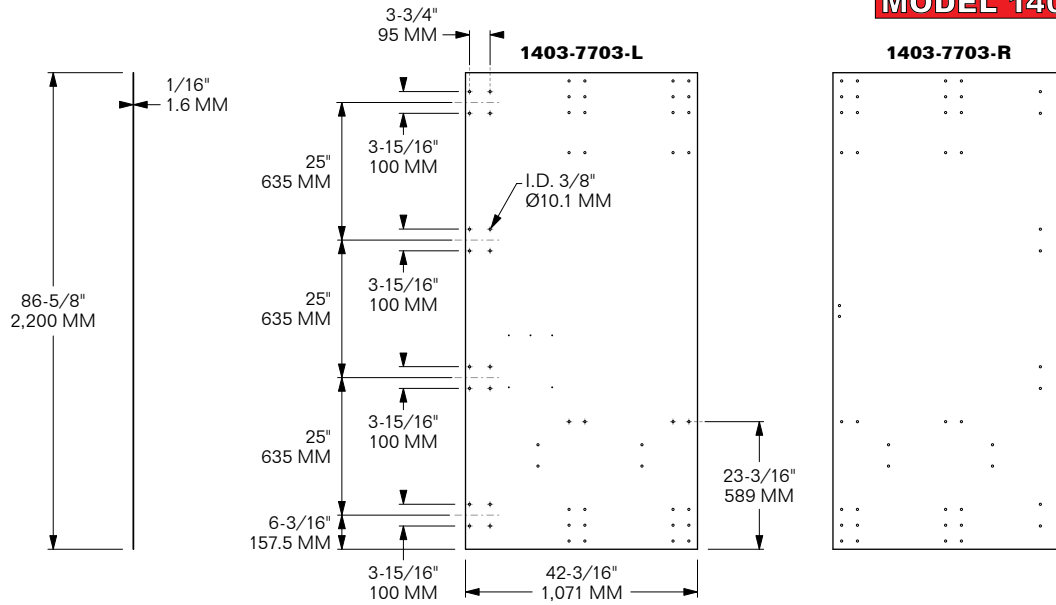


CONTAINER DOOR PANELS

FLAT, PRE-DRILLED
REEFER CONTAINERS

MODEL 1403-7703-L

MODEL 1403-7703-R



1403

FITS: CIMC DA23-D201-MO (L), DA23-A201-MO (R) **FITS:** CIMC HIGH-CUBE REEFER
MATERIAL: MUFFLER-GRADE STAINLESS STEEL **FINISH:** SELF-COLOR **WEIGHT:** 65.2 LBS / 29.6 Kg

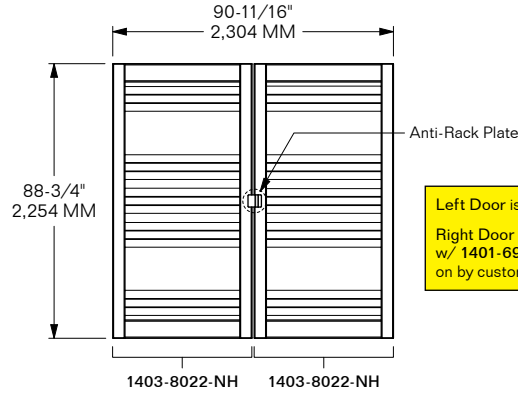


CONTAINER DOORS

for 8'6" x 96" ISO CONTAINERS

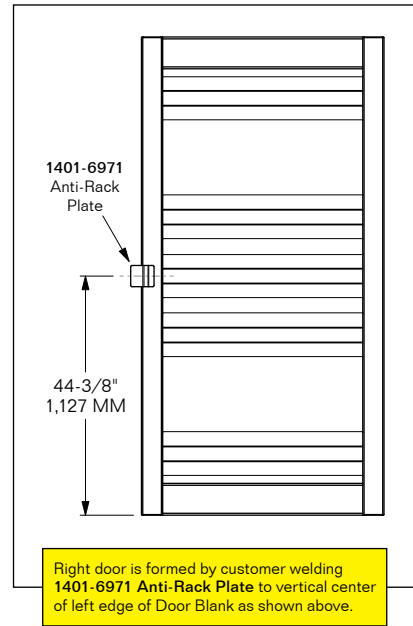
MODEL 1403-8022-NH

SINGLE DOOR BLANK,
CIMC style, 5 Corrugation

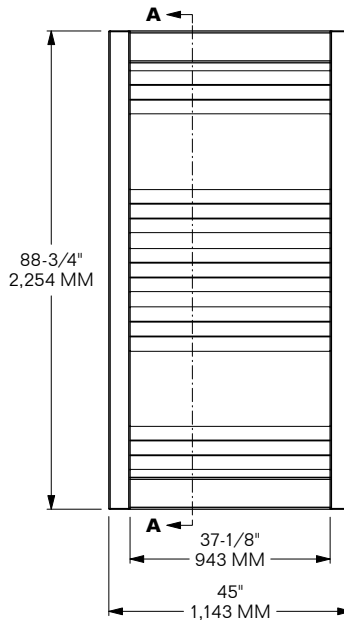
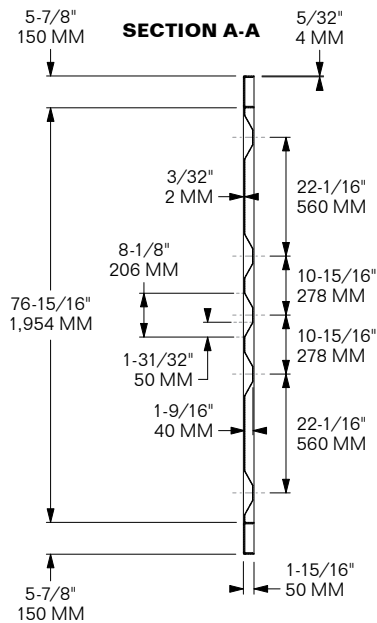


Left Door is 1403-8022-NH Door Blank.
Right Door is 1403-8022-NH Door Blank w/ 1401-6971 Anti-Rack Plate (to be welded on by customer – see Figure 1 below).

FIGURE 1



Right door is formed by customer welding 1401-6971 Anti-Rack Plate to vertical center of left edge of Door Blank as shown above.



FITS: STANDARD 8'6" HIGH x 8' WIDE DRY ISO CONTAINERS **WORKS WITH:** 1401-6971 ANTI-RACK PLATE
MATERIAL: CORTEN STEEL **FINISH:** PRIMER **WEIGHT:** 170.5 LBS / 77.3 Kg

1403

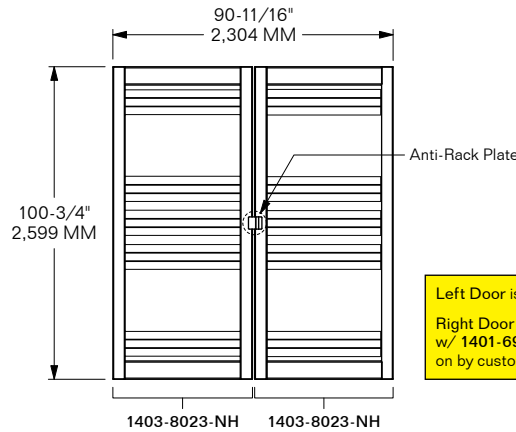


CONTAINER DOORS

for HIGH-CUBE 9'6" x 96" ISO CONTAINERS

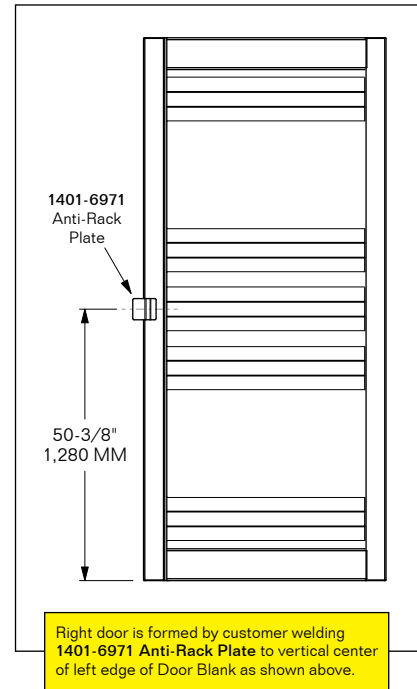
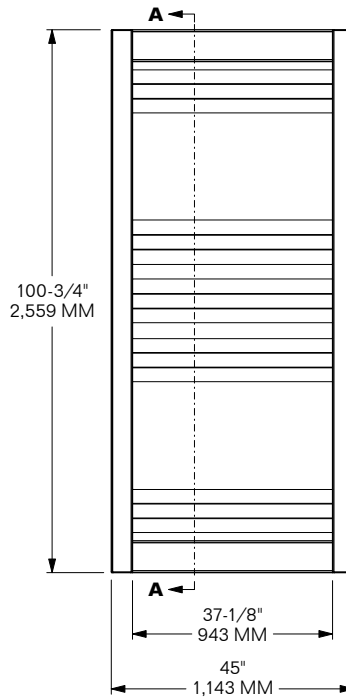
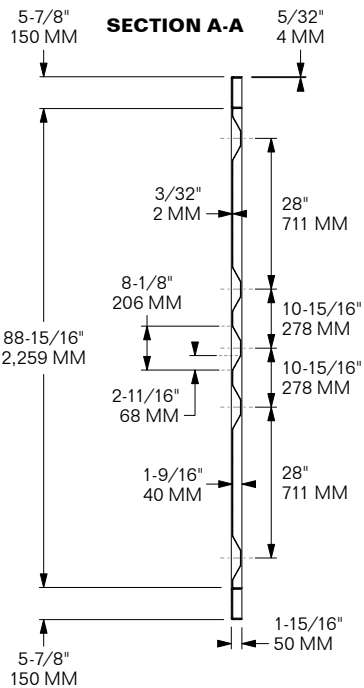
MODEL 1403-8023-NH

SINGLE DOOR BLANK,
CIMC style, 5 Corrugation



Left Door is 1403-8023-NH Door Blank.
Right Door is 1403-8023-NH Door Blank w/ 1401-6971 Anti-Rack Plate (to be welded on by customer – see Figure 1 below).

1403



Right door is formed by customer welding 1401-6971 Anti-Rack Plate to vertical center of left edge of Door Blank as shown above.

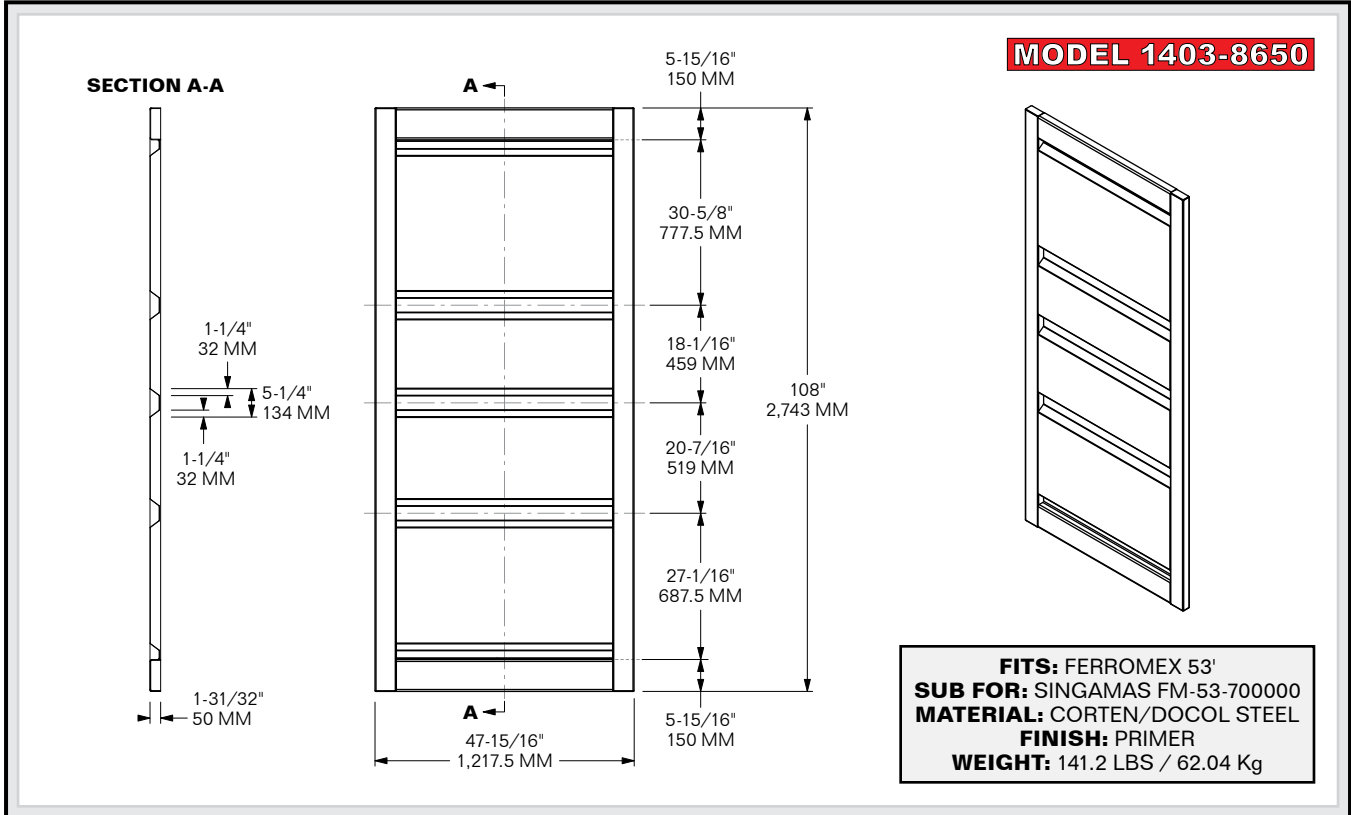
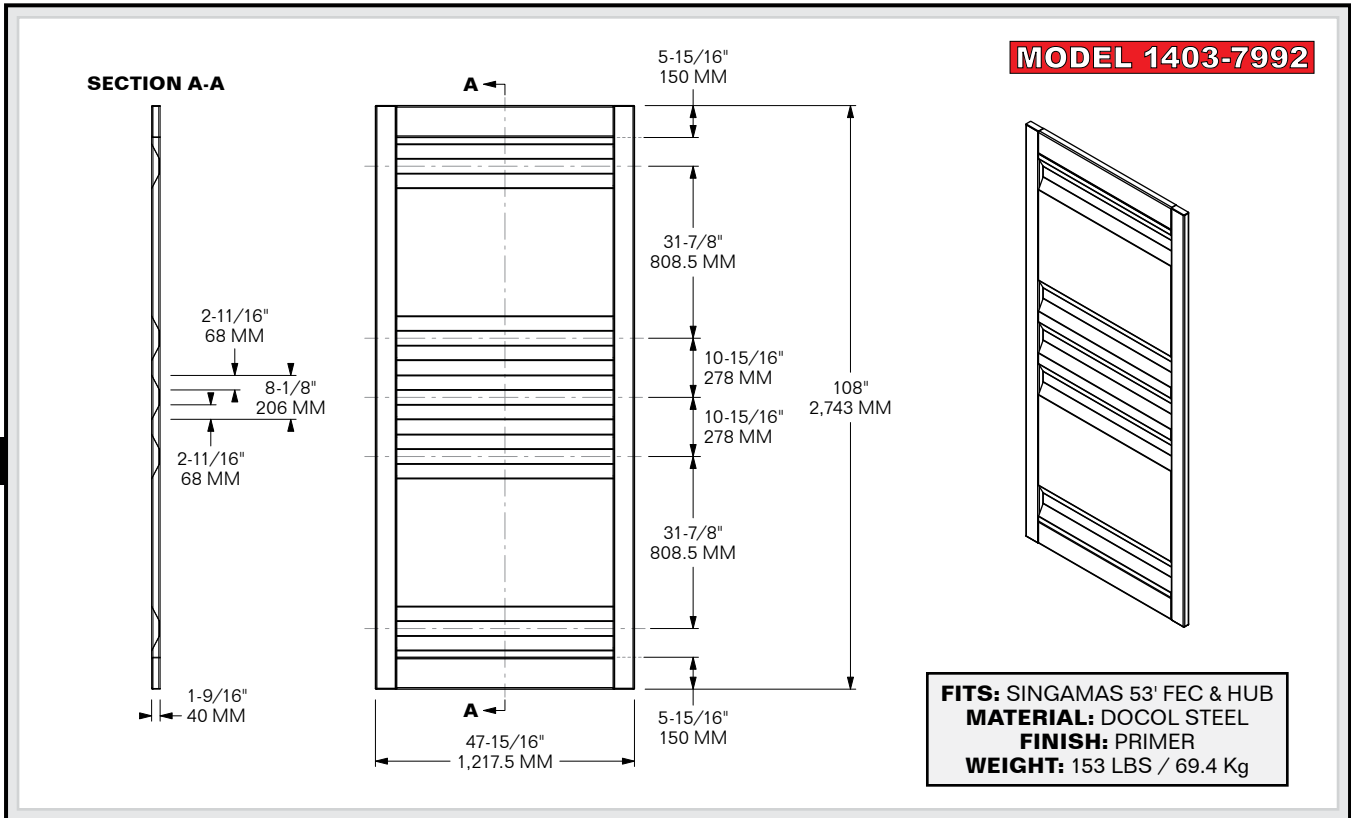
FITS: HIGH-CUBE 9'6" HIGH x 8' WIDE DRY ISO CONTAINERS **WORKS WITH:** 1401-6971 ANTI-RACK PLATE
MATERIAL: CORTEN STEEL **FINISH:** PRIMER **WEIGHT:** 194 LBS / 88 Kg



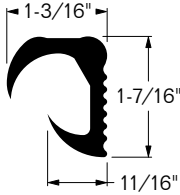
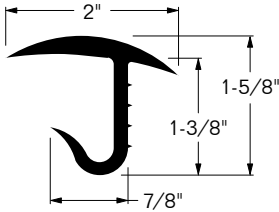
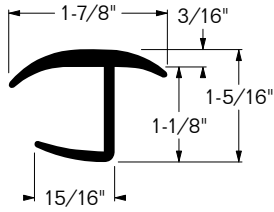
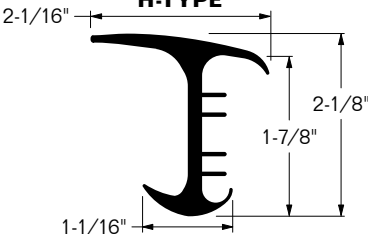
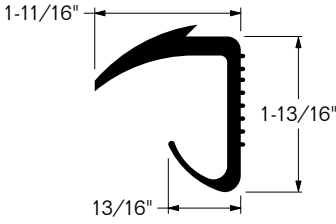
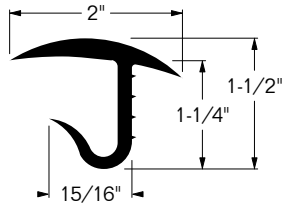
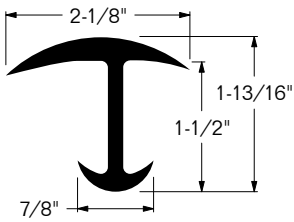
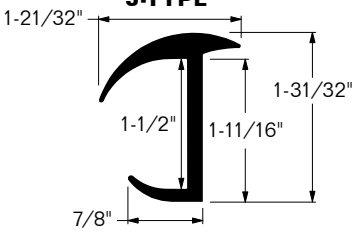
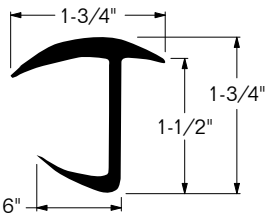
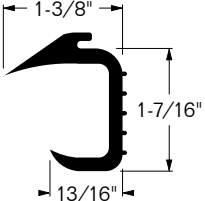
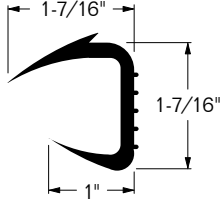
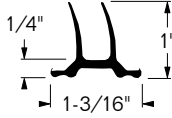
CONTAINER DOOR BLANKS

for 102-3/8" WIDE w/ 110" DOOR OPENING
DOMCON CONTAINERS

1403



1404

| | | |
|---|--|---|
| <p>MODEL 1404-2279</p> <p>C-TYPE</p>  <p>FITS: 2" DOOR, BOTTOM WEIGHT: 0.3 LBS / FT</p> | <p>MODEL 1404-2280</p> <p>J-TYPE</p>  <p>FITS: 2" DOOR, SIDES & TOP WEIGHT: 0.45 LBS / FT</p> | <p>MODEL 1404-2281</p> <p>J-TYPE</p>  <p>FITS: 2" DOOR, SIDES & TOP WEIGHT: 0.3 LBS / FT</p> |
| <p>MODEL 1404-2282</p> <p>H-TYPE</p>  <p>FITS: 2" DOOR, SIDES & TOP WEIGHT: 0.45 LBS / FT</p> | <p>MODEL 1404-2283</p> <p>C-TYPE</p>  <p>FITS: 2" DOOR, BOTTOM WEIGHT: 0.4 LBS / FT</p> | <p>MODEL 1404-2284</p> <p>J-TYPE</p>  <p>FITS: 1-1/2" - 2" DOOR, SIDES & TOP WEIGHT: 0.35 LBS / FT</p> |
| <p>MODEL 1404-2285</p> <p>H-TYPE</p>  <p>FITS: 1-1/2" DOOR, SIDES & TOP WEIGHT: 0.3 LBS / FT</p> | <p>MODEL 1404-2286</p> <p>J-TYPE</p>  <p>FITS: 2" DOOR, SIDES & TOP WEIGHT: 0.4 LBS / FT</p> | <p>MODEL 1404-2287</p> <p>LARGE J-TYPE</p>  <p>FITS: 1-3/4" - 2" DOOR, SIDES & TOP WEIGHT: 0.46 LBS / FT</p> |
| <p>MODEL 1404-2288</p> <p>C-TYPE</p>  <p>FITS: 1-1/2" - 2" DOOR, BOTTOM WEIGHT: 0.3 LBS / FT</p> | <p>MODEL 1404-2290</p> <p>C-TYPE</p>  <p>FITS: 1-1/2" - 2" DOOR, BOTTOM WEIGHT: 0.35 LBS / FT</p> | <p>MODEL 1404-6247-A</p> <p>NOTE: Sold in 2.5m lengths <u>ONLY</u></p>  <p>FITS: MCIQ REEFER & BUFFERS ASSEMBLIES 1404-6247, 1404-6248 WEIGHT: 0.18 LBS / FT</p> |



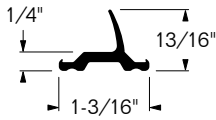
DOOR GASKETS

EPDM RUBBER

DOMCON, ISO & REEFER CONTAINERS

MODEL 1404-6247-B

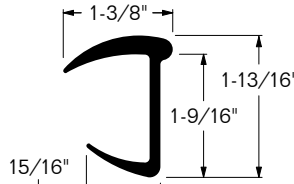
NOTE: Sold in 2.5m lengths ONLY



SUB FOR: CIMC 06-006-2
FITS: MCIQ REEFER & BUFFERS ASSEMBLY 1404-6247
WEIGHT: 0.12 LBS / FT

MODEL 1404-6253

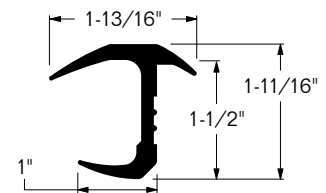
BOTTOM OF DOOR, C-TYPE



SUB FOR: CIMC D26-02D
FITS: SINGAMAS 53' x 102", J.B. HUNT
WEIGHT: 0.35 LBS / FT

MODEL 1404-6265

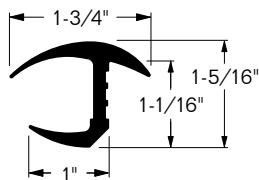
J-TYPE



SUB FOR: CIMC D26-03C
FITS: SINGAMAS 53' x 102", J.B. HUNT
WEIGHT: 0.43 LBS / FT

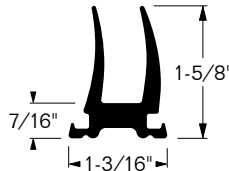
MODEL 1404-6374

NARROW J-TYPE



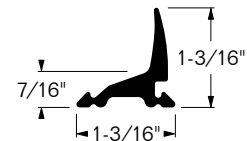
FITS: CIMC
WEIGHT: 0.33 LBS / FT

MODEL 1404-6841-2.5M



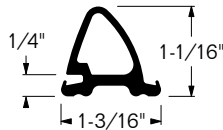
SUB FOR: CIMC 06-005-1, 06-005-2
FITS: CIMC REEFER & BUFFERS ASSEMBLIES 1404-6822-L, 1404-6822-R
LENGTH: 98-1/2" / 2.5 M
WEIGHT: 2.3 LBS / EA.

MODEL 1404-6842-2.5M



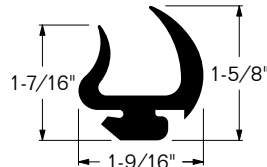
SUB FOR: CIMC 06-005-1
FITS: CIMC REEFER & BUFFERS ASSEMBLY 1404-6822-L
LENGTH: 98-1/2" / 2.5 M
WEIGHT: 1.45 LBS / EA.

MODEL 1404-6843-2.5M



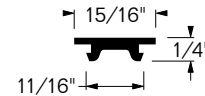
SUB FOR: CIMC 06-003, 06-004
FITS: CIMC REEFER & BUFFERS ASSEMBLIES 1404-6832-L, 1404-6832-R, 1404-6833-L, 1404-6833-R
LENGTH: 98-1/2" / 2.5 M
WEIGHT: 1.65 LBS / EA.

MODEL 1404-6844-2.5M



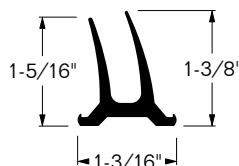
FITS: CIMC REEFER & BUFFERS ASSEMBLIES 1404-6830-L, 1404-6830-R, 1404-6831-L, 1404-6831-R
LENGTH: 98-1/2" / 2.5 M
WEIGHT: 1.31 LBS / EA.

MODEL 1404-6845-2.5M



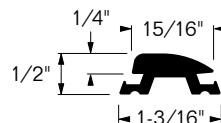
SUB FOR: CIMC 06-002
FITS: CIMC REEFER & BUFFERS ASSEMBLIES 1404-6830-L, 1404-6831-L
LENGTH: 98-1/2" / 2.5 M
WEIGHT: 0.49 LBS / EA.

MODEL 1404-6846-2.5M



FITS: CIMC REEFER
LENGTH: 98-1/2" / 2.5 M
WEIGHT: 1.97 LBS / EA.

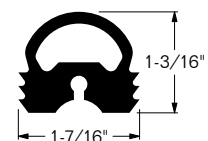
MODEL 1404-6847-2.5M



FITS: CIMC REEFER & BUFFERS ASSEMBLIES 1404-6832-L, 1404-6833-L
LENGTH: 98-1/2" / 2.5 M
WEIGHT: 1.48 LBS / EA.

MODEL 1404-7581-2.5M

INNER DOOR GASKET, Hollow



FITS: CIMC & HYUNDAI REEFERS
LENGTH: 98-1/2" / 2.5 M
WEIGHT: 3.92 LBS / 1.78 Kg

1404





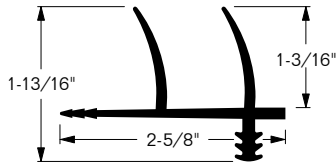
DOOR GASKETS

EPDM RUBBER

DOMCON, ISO & REEFER CONTAINERS

MODEL 1404-7585-2.5M

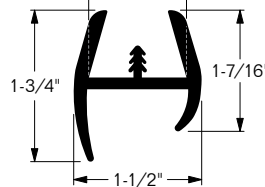
INNER DOOR GASKET, Double Lip



FITS: HYUNDAI REEFER
LENGTH: 98-1/2" / 2.5 M
WEIGHT: 3.08 LBS / 1.4 Kg

MODEL 1404-7919-2.5M

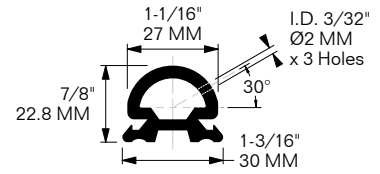
Double Lip



FITS: 1-1/4" PLYMETAL DOORS
LENGTH: 98-1/2" / 2.5 M **COLOR:** GRAY
WEIGHT: 3.15 LBS / 1.43 Kg

MODEL 1404-8953

THRESHOLD GASKET

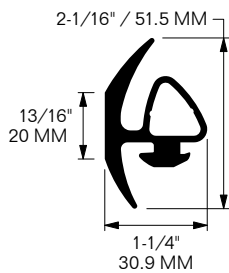


SUB FOR: REEFERCO IN-016
FITS: 40' SINGAMAS REEFER
LENGTH: 90-1/4" / 2,292 MM
COLOR: BLACK **WEIGHT:** 1.54 LBS / 0.7 Kg

1404

MODEL 1404-8954-2.5M

INNER/OUTER DOOR GASKET
 for Left & Right Doors

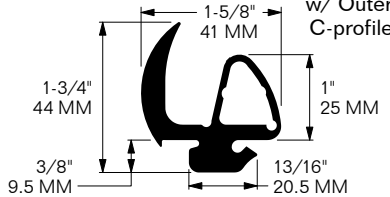


SUB FOR:
 CIMC 06-033-1,
 DA25-A39-EO,
 DA25-A42-EO
 (Profile A)
FITS:
 CIMC REEFER
LENGTH:
 98-7/16" / 2.5 M
WEIGHT:
 3.4 LBS / 1.5 Kg

MODEL 1404-8979-2.5M

INNER/OUTER DOOR GASKET

w/ Outer C-profile



FITS: CIMC REEFER
LENGTH: 98-1/2" / 2.5 M **COLOR:** BLACK
WEIGHT: 5.51 LBS / 2.5 Kg





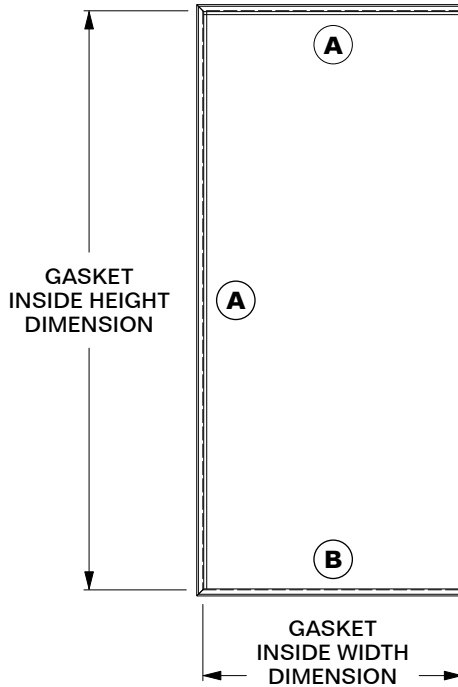
DOOR GASKET ASSEMBLIES

for 8'6" & 9'6" x 96"

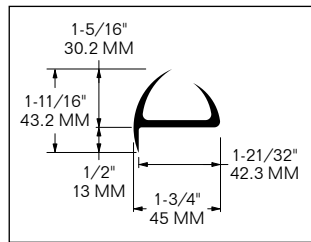
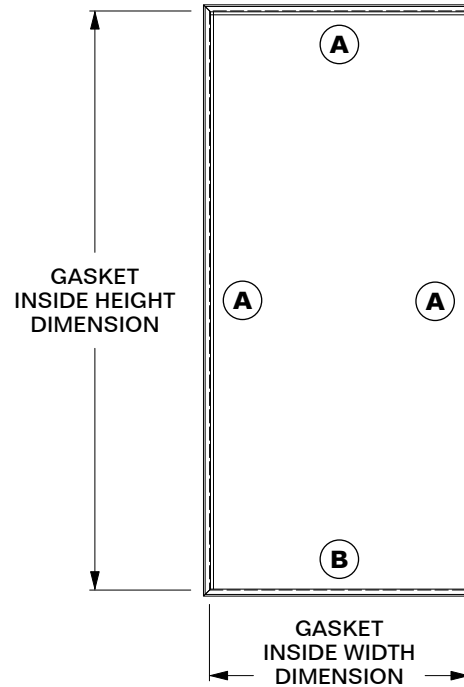
ISO CONTAINERS

1404

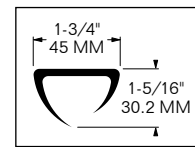
MODELS 1404-6241 & 1404-6243
3-SIDED DOOR GASKET



MODELS 1404-6242 & 1404-6244
4-SIDED DOOR GASKET



PROFILE **A**



PROFILE **B**

| MODEL | DESCRIPTION | GASKET INSIDE WIDTH | GASKET INSIDE HEIGHT | WEIGHT |
|------------------------|-----------------------------|------------------------|---------------------------|---------------------|
| MODEL 1404-6241 | 3-SIDED FOR 9' 6" CONTAINER | 44" FOR 45" WIDTH DOOR | 99" FOR 101" HEIGHT DOOR | 5 LBS 2.27 Kg |
| MODEL 1404-6242 | 4-SIDED FOR 9' 6" CONTAINER | 44" FOR 45" WIDTH DOOR | 99" FOR 101" HEIGHT DOOR | 7.75 LBS 3.52 Kg |
| MODEL 1404-6243 | 3-SIDED FOR 8' 6" CONTAINER | 44" FOR 45" WIDTH DOOR | 87" FOR 88.6" HEIGHT DOOR | 5.7 LBS 2.59 Kg |
| MODEL 1404-6244 | 4-SIDED FOR 8' 6" CONTAINER | 44" FOR 45" WIDTH DOOR | 87" FOR 88.6" HEIGHT DOOR | 7.95 LBS 3.61 Kg |

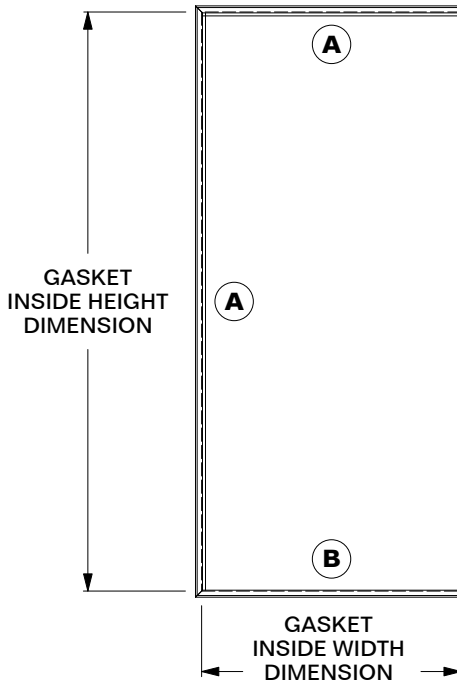


DOOR GASKET ASSEMBLIES

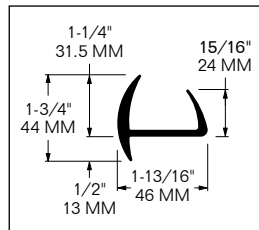
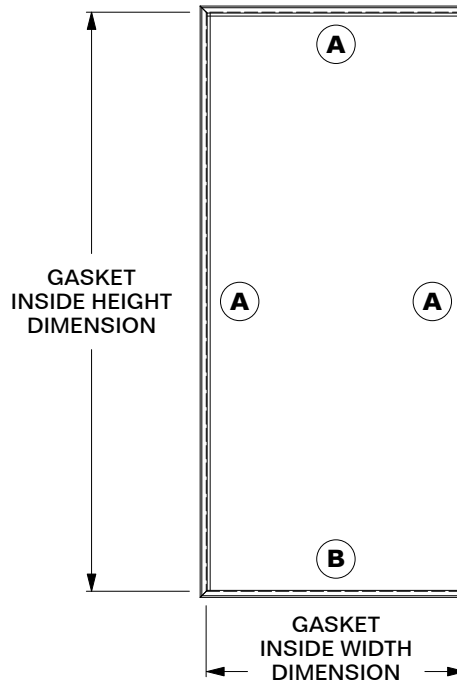
for 48' & 53' x 102" CONTAINERS w/
107" & 110" DOOR HEIGHT OPENING

DOMCON CONTAINERS

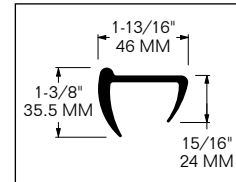
MODELS 1404-6251 & 1404-6261
3-SIDED DOOR GASKET



MODELS 1404-6252 & 1404-6262
4-SIDED DOOR GASKET



PROFILE **A**



PROFILE **B**

MODELS 1404-6251 & 1404-6252 FIT: CSX 48' x 107" H, PACER 48', 53' x 107" H
MODELS 1404-6261 & 1404-6262 FIT: J.B. HUNT, CSX, PACER 53' x 110" H

| MODEL | DESCRIPTION | GASKET INSIDE WIDTH | GASKET INSIDE HEIGHT | WEIGHT |
|------------------------|-------------------------------|---------------------|----------------------|----------------------|
| MODEL 1404-6251 | 3-SIDED FOR 107" DOOR OPENING | 47-1/4" | 104" | 7.05 LBS 3.2 Kg |
| MODEL 1404-6252 | 4-SIDED FOR 107" DOOR OPENING | 47-7/16" | 104" | 10.65 LBS 4.83 Kg |
| MODEL 1404-6261 | 3-SIDED FOR 110" DOOR OPENING | 47-1/4" | 106-11/16" | 7.3 LBS 3.31 Kg |
| MODEL 1404-6262 | 4-SIDED FOR 110" DOOR OPENING | 47-7/16" | 106-11/16" | 11.5 LBS 5.22 Kg |



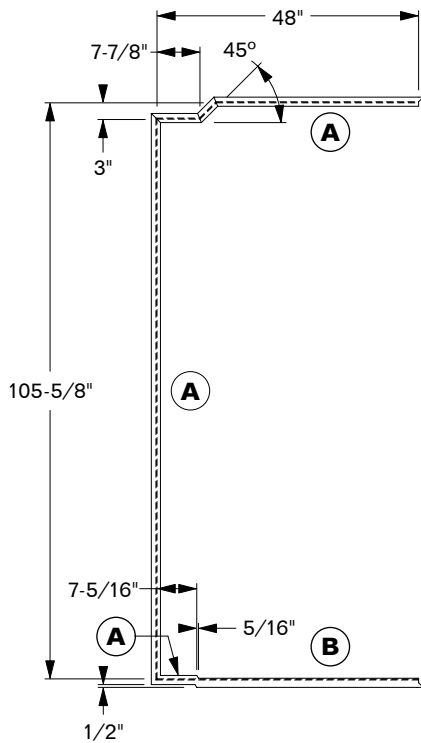
DOOR GASKET ASSEMBLIES

for 45' x 102" CONTAINERS w/
110" DOOR HEIGHT OPENING

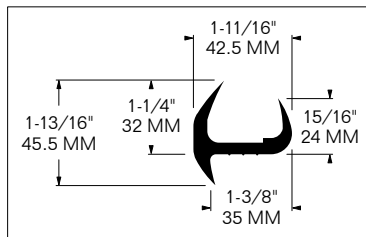
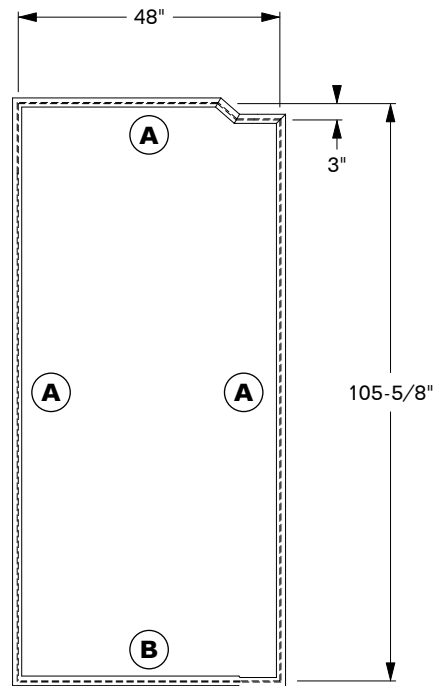
DOMCON CONTAINERS

1404

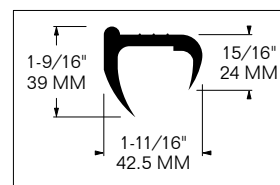
MODEL 1404-6263
3-SIDED DOOR GASKET



MODEL 1404-6264
4-SIDED DOOR GASKET



PROFILE **A**



PROFILE **B**

MODELS 1404-6263 & 1404-6264 FIT: CROWLEY 45' x 102" w/ 110" Door Opening

| MODEL | DESCRIPTION | GASKET INSIDE WIDTH | GASKET INSIDE HEIGHT | WEIGHT |
|------------------------|-------------------------------|---------------------|----------------------|----------------------|
| MODEL 1404-6263 | 3-SIDED FOR 110" DOOR OPENING | 48" | 105-5/8" | 7 LBS 3.18 Kg |
| MODEL 1404-6264 | 4-SIDED FOR 110" DOOR OPENING | 48" | 105-5/8" | 10.45 LBS 4.74 Kg |

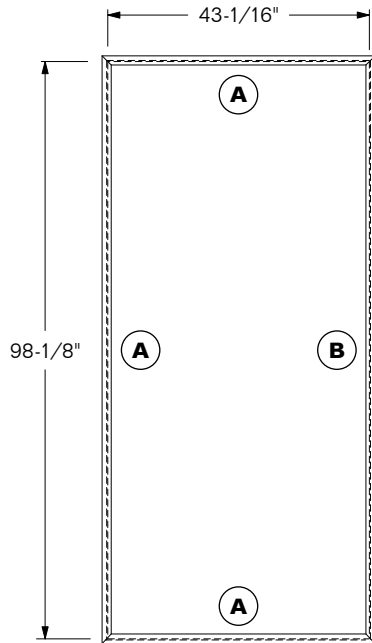


DOOR GASKET ASSEMBLIES

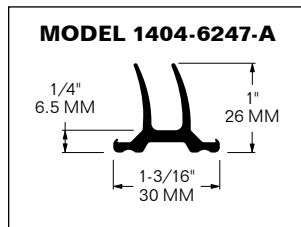
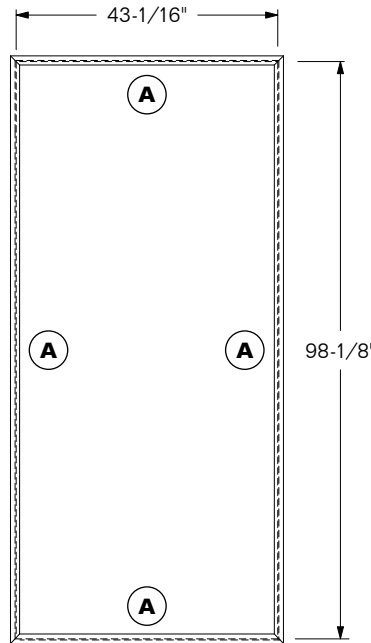
for 9'6" x 96"
REEFER CONTAINERS

1404

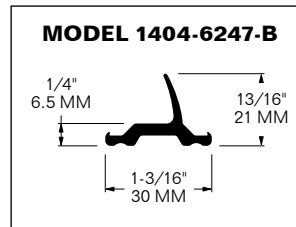
MODEL 1404-6247
THERMAL DOOR GASKET
INNER, LEFT



MODEL 1404-6248
THERMAL DOOR GASKET
INNER, RIGHT



PROFILE **A**



PROFILE **B**

MODELS 1404-6247 & 1404-6248 FIT: MAERSK MCIQ 40'

| MODEL | DESCRIPTION | GASKET INSIDE WIDTH | GASKET INSIDE HEIGHT | WEIGHT |
|------------------------|---|---------------------|----------------------|-------------------|
| MODEL 1404-6247 | 4-SIDED THERMAL DOOR GASKET (LEFT) SUB FOR: MAERSK 7813629 | 43-1/16" | 98-1/8" | 3.6 LBS 1.6 Kg |
| MODEL 1404-6248 | 4-SIDED THERMAL DOOR GASKET (RIGHT) SUB FOR: MAERSK 7813478 | 43-1/16" | 98-1/8" | 4 LBS 1.8 Kg |



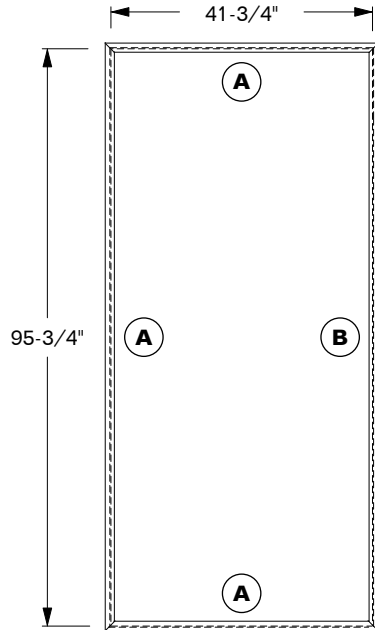
DOOR GASKET ASSEMBLIES

for 8'6" & 9'6" x 96" CIMC

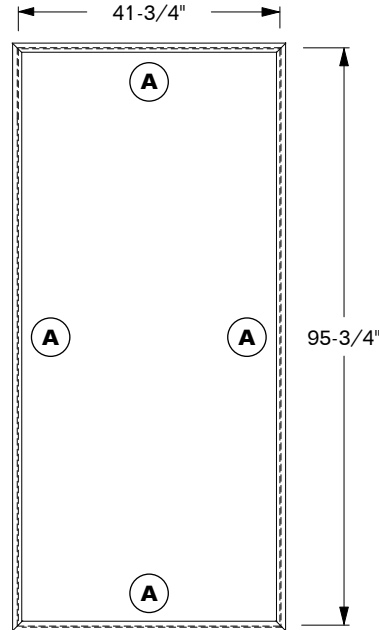
REEFER CONTAINERS

1404

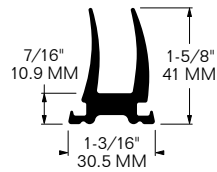
MODEL 1404-8861-L (8'6")
MODEL 1404-6822-L (9'6")
 THERMAL DOOR GASKET
 INNER, LEFT



MODEL 1404-8861-R (8'6")
MODEL 1404-6822-R (9'6")
 THERMAL DOOR GASKET
 INNER, RIGHT

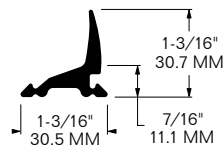


MODEL 1404-6841



PROFILE **A**

MODEL 1404-6842



PROFILE **B**

| MODEL | DESCRIPTION | GASKET INSIDE WIDTH | GASKET INSIDE HEIGHT | WEIGHT |
|--|---|---|--|---------------------|
| MODEL 1404-8861-L FOR 8'6" HEIGHT CONTAINERS | 4-SIDED THERMAL DOOR GASKET (LEFT) SUB FOR: CIMC | 42" (1,066 MM) for 42-7/8" (1,088 MM) DOOR | 84-3/4" (2,150 MM) for 87-7/16" (2,220 MM) DOOR | 6.85 LBS 3.1 Kg |
| MODEL 1404-8861-R FOR 8'6" HEIGHT CONTAINERS | 4-SIDED THERMAL DOOR GASKET (RIGHT) SUB FOR: CIMC | 42" (1,066 MM) for 42-7/8" (1,088 MM) DOOR | 84-3/4" (2,150 MM) for 87-7/16" (2,220 MM) DOOR | 7.05 LBS 3.2 Kg |
| MODEL 1404-6822-L FOR 9'6" HEIGHT CONTAINERS | 4-SIDED THERMAL DOOR GASKET (LEFT) SUB FOR: CIMC 06-005-L | 41-3/4" (1,060 MM) for 43-5/8" (1,108 MM) DOOR | 95-3/4" (2,430 MM) for 99-7/16" (2,526 MM) DOOR | 7.3 LBS 3.3 Kg |
| MODEL 1404-6822-R FOR 9'6" HEIGHT CONTAINERS | 4-SIDED THERMAL DOOR GASKET (RIGHT) SUB FOR: CIMC 06-005-R | 41-3/4" (1,060 MM) for 43-5/8" (1,108 MM) DOOR | 95-3/4" (2,430 MM) for 99-7/16" (2,526 MM) DOOR | 7.65 LBS 3.47 Kg |



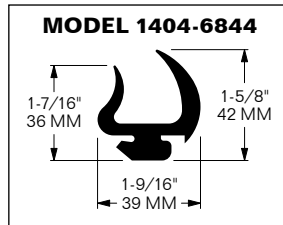
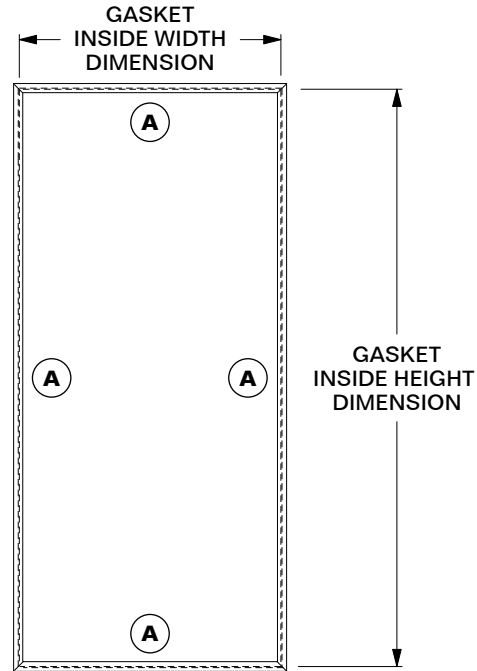
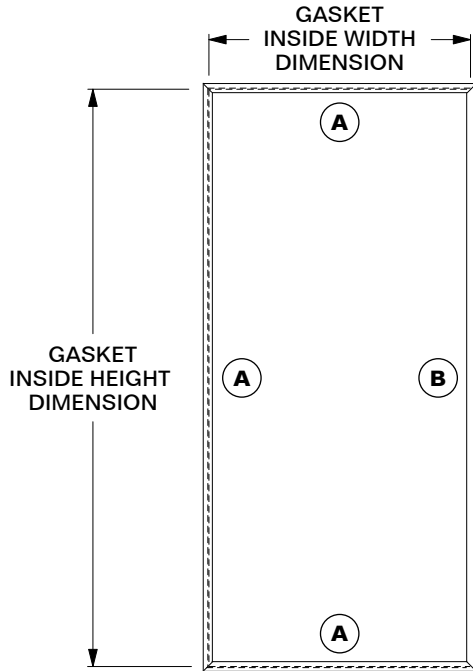
DOOR GASKET ASSEMBLIES

for 8'6" & 9'6" x 96"
REEFER CONTAINERS

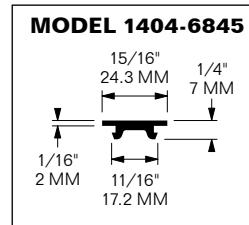
1404

MODEL 1404-6830-L (8' 6")
MODEL 1404-6831-L (9' 6")
DOOR GASKET, INNER, LEFT

MODEL 1404-6830-R (8' 6")
MODEL 1404-6831-R (9' 6")
DOOR GASKET, INNER, RIGHT



PROFILE **A**



PROFILE **B**

MODELS 1404-6830 & 1404-6831 FIT: CIMC 40' REEFER

| MODEL | DESCRIPTION | GASKET INSIDE WIDTH | GASKET INSIDE HEIGHT | WEIGHT |
|--|---|---|---|---------------------|
| MODEL 1404-6830-L FOR 8'6" HEIGHT CONTAINERS | 4-SIDED THERMAL DOOR GASKET (LEFT) SUB FOR: CIMC 06-002-L | 43-1/8" (1,095 MM) for 44" (1,117 MM) DOOR | 85" (2,160 MM) for 87-11/16" (2,227 MM) DOOR | 7.15 LBS 3.24 Kg |
| MODEL 1404-6830-R FOR 8'6" HEIGHT CONTAINERS | 4-SIDED THERMAL DOOR GASKET (RIGHT) SUB FOR: CIMC 06-002-R | 43-1/8" (1,095 MM) for 44" (1,117 MM) DOOR | 85" (2,160 MM) for 87-11/16" (2,227 MM) DOOR | 8.65 LBS 3.92 Kg |
| MODEL 1404-6831-L FOR 9'6" HEIGHT CONTAINERS | 4-SIDED THERMAL DOOR GASKET (LEFT) SUB FOR: CIMC 06-001-L | 43-1/8" (1,095 MM) for 44" (1,117 MM) DOOR | 96-5/8" (2,455 MM) for 99-5/8" (2,532 MM) DOOR | 7.6 LBS 3.45 Kg |
| MODEL 1404-6831-R FOR 9'6" HEIGHT CONTAINERS | 4-SIDED THERMAL DOOR GASKET (RIGHT) SUB FOR: CIMC 06-001-R | 43-1/8" (1,095 MM) for 44" (1,117 MM) DOOR | 96-5/8" (2,455 MM) for 99-5/8" (2,532 MM) DOOR | 9.45 LBS 4.29 Kg |



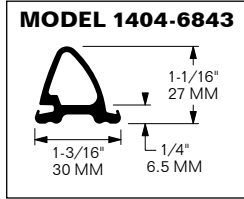
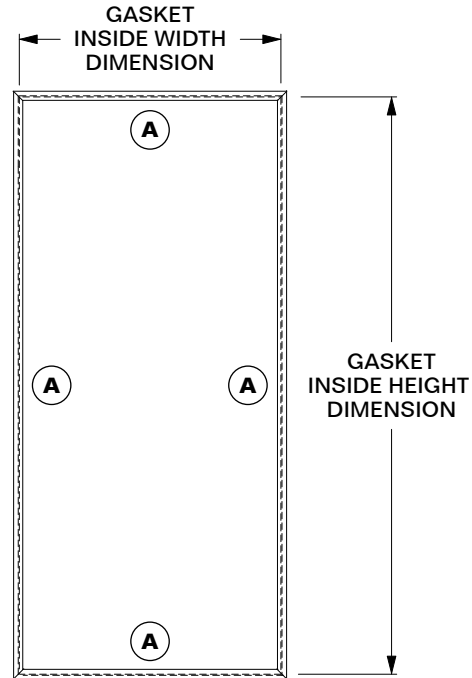
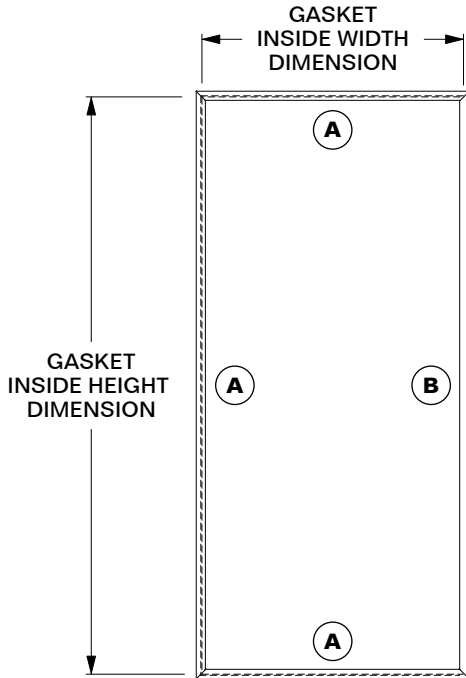
DOOR GASKET ASSEMBLIES

for 8'6" & 9'6" x 96"

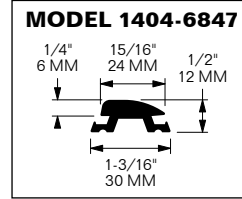
REEFER CONTAINERS

MODEL 1404-6832-L (8' 6")
MODEL 1404-6833-L (9' 6")
 DOOR GASKET, INNER, LEFT

MODEL 1404-6832-R (8' 6")
MODEL 1404-6833-R (9' 6")
 DOOR GASKET, INNER, RIGHT



PROFILE **(A)**



PROFILE **(B)**

MODELS 1404-6832 & 1404-6833 FIT: CIMC 40' REEFER

| MODEL | DESCRIPTION | GASKET INSIDE WIDTH | GASKET INSIDE HEIGHT | WEIGHT |
|--|---|---|--|---------------------|
| MODEL 1404-6832-L FOR 8'6" HEIGHT CONTAINERS | 4-SIDED THERMAL DOOR GASKET (LEFT) SUB FOR: CIMC 06-004-L | 41-3/4" (1,060 MM) for 43-5/8" (1,108 MM) DOOR | 81-5/16" (2,065 MM) for 87-7/16" (2,220 MM) DOOR | 3.65 LBS 1.65 Kg |
| MODEL 1404-6832-R FOR 8'6" HEIGHT CONTAINERS | 4-SIDED THERMAL DOOR GASKET (RIGHT) SUB FOR: CIMC 06-004-R | 41-3/4" (1,060 MM) for 43-5/8" (1,108 MM) DOOR | 81-5/16" (2,065 MM) for 87-7/16" (2,220 MM) DOOR | 3.85 LBS 1.75 Kg |
| MODEL 1404-6833-L FOR 9'6" HEIGHT CONTAINERS | 4-SIDED THERMAL DOOR GASKET (LEFT) SUB FOR: CIMC 06-003-L | 41-3/4" (1,060 MM) for 43-5/8" (1,108 MM) DOOR | 92-15/16" (2,360 MM) for 99-7/16" (2,526 MM) DOOR | 3.8 LBS 1.72 Kg |
| MODEL 1404-6833-R FOR 9'6" HEIGHT CONTAINERS | 4-SIDED THERMAL DOOR GASKET (RIGHT) SUB FOR: CIMC 06-003-R | 41-3/4" (1,060 MM) for 43-5/8" (1,108 MM) DOOR | 92-15/16" (2,360 MM) for 99-7/16" (2,526 MM) DOOR | 4.05 LBS 1.84 Kg |

1404



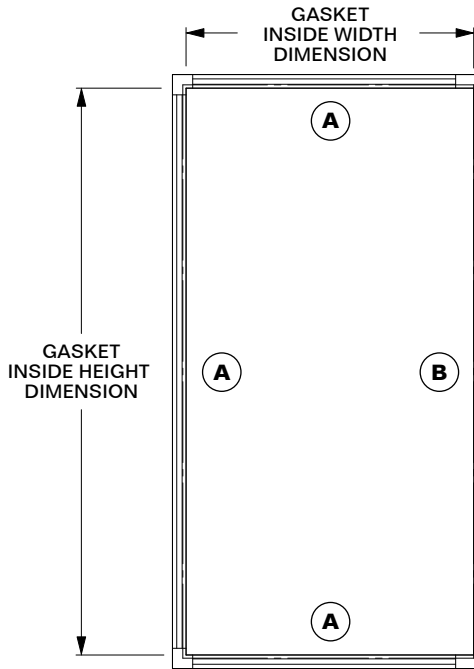
DOOR GASKET ASSEMBLIES

for 8'6" & 9'6" x 96"

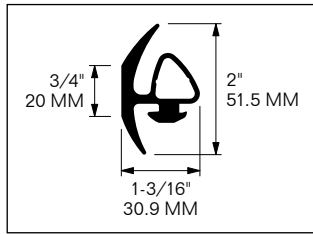
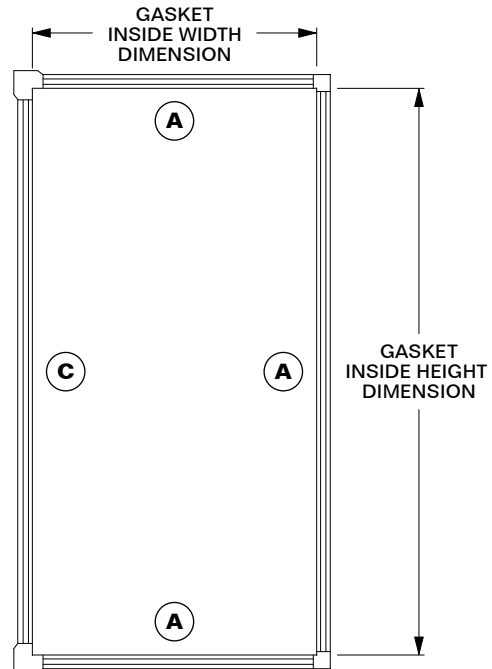
REEFER CONTAINERS

1404

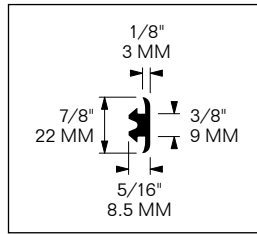
MODEL 1404-8954-L (8'6")
MODEL 1404-8955-L (9'6")
 DOOR GASKET, Combo Design Inner & Outer, Left



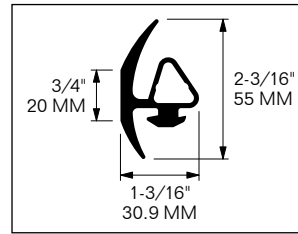
MODEL 1404-8954-R (8'6")
MODEL 1404-8955-R (9'6")
 DOOR GASKET, Combo Design Inner & Outer, Right



PROFILE **A**



PROFILE **B**



PROFILE **C**

MODELS 1404-8954-L/R & 1404-8955-L/R FIT: CIMC 40' REEFER

| MODEL | DESCRIPTION | GASKET INSIDE WIDTH | GASKET INSIDE HEIGHT | WEIGHT |
|--|---|----------------------|----------------------|-------------------|
| MODEL 1404-8954-L FOR 8'6" HEIGHT CONTAINERS | 4-SIDED THERMAL DOOR GASKET (LEFT) w/ flat center gasket SUB FOR: CIMC 06-033-L | 43-1/8" / 1,095.4 MM | 85" / 2,159 MM | 6.68 LBS 3 Kg |
| MODEL 1404-8954-R FOR 8'6" HEIGHT CONTAINERS | 4-SIDED THERMAL DOOR GASKET (RIGHT) SUB FOR: CIMC 06-033-R | 43-1/8" / 1,095.4 MM | 85" / 2,159 MM | 9 LBS 4.1 Kg |
| MODEL 1404-8955-L FOR 9'6" HEIGHT CONTAINERS | 4-SIDED THERMAL DOOR GASKET (LEFT) SUB FOR: CIMC 06-034-L | 43-1/8" / 1,095.4 MM | 96-5/8" / 2,454.3 MM | 7.4 LBS 3.4 Kg |
| MODEL 1404-8955-R FOR 9'6" HEIGHT CONTAINERS | 4-SIDED THERMAL DOOR GASKET (RIGHT) SUB FOR: CIMC 06-034-R | 43-1/8" / 1,095.4 MM | 96-5/8" / 2,454.3 MM | 10 LBS 4.5 Kg |

BUFFERS USA INC

"The Intermodal Hardware Specialists"

1404-12



904-696-0010

E-mail: sales@buffersusa.com

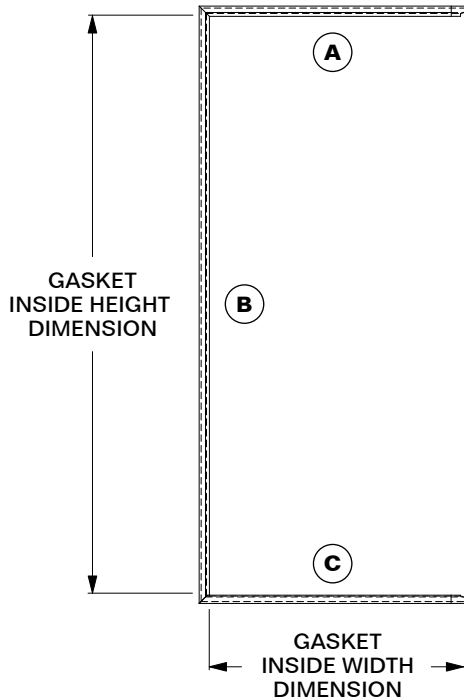


DOOR GASKET ASSEMBLIES

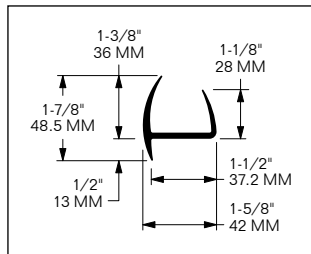
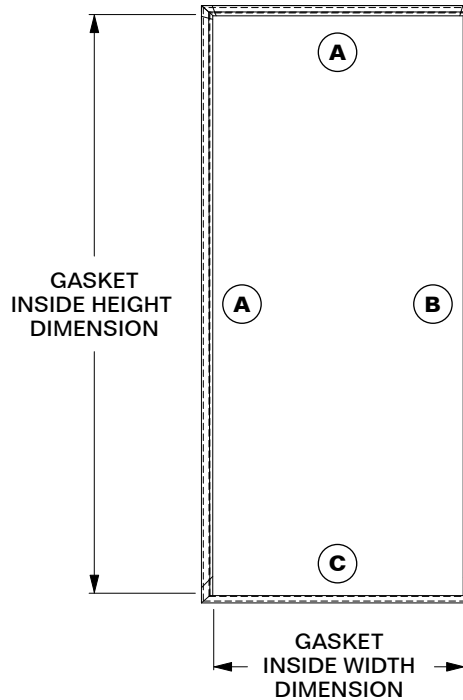
for 9'6" x 96" MCIQ
REEFER CONTAINERS

1404

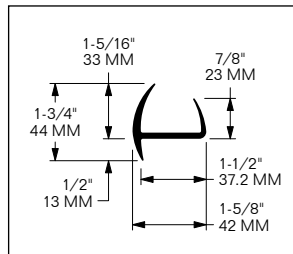
MODEL 1404-6933
3-SIDED OUTER DOOR GASKET



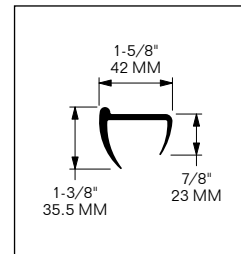
MODEL 1404-6934
4-SIDED OUTER DOOR GASKET



PROFILE **A**



PROFILE **B**



PROFILE **C**

MODELS 1404-6933 & 1404-6934
SUB FOR: MAERSK 7813100 FIT: 40' MCIQ REEFER

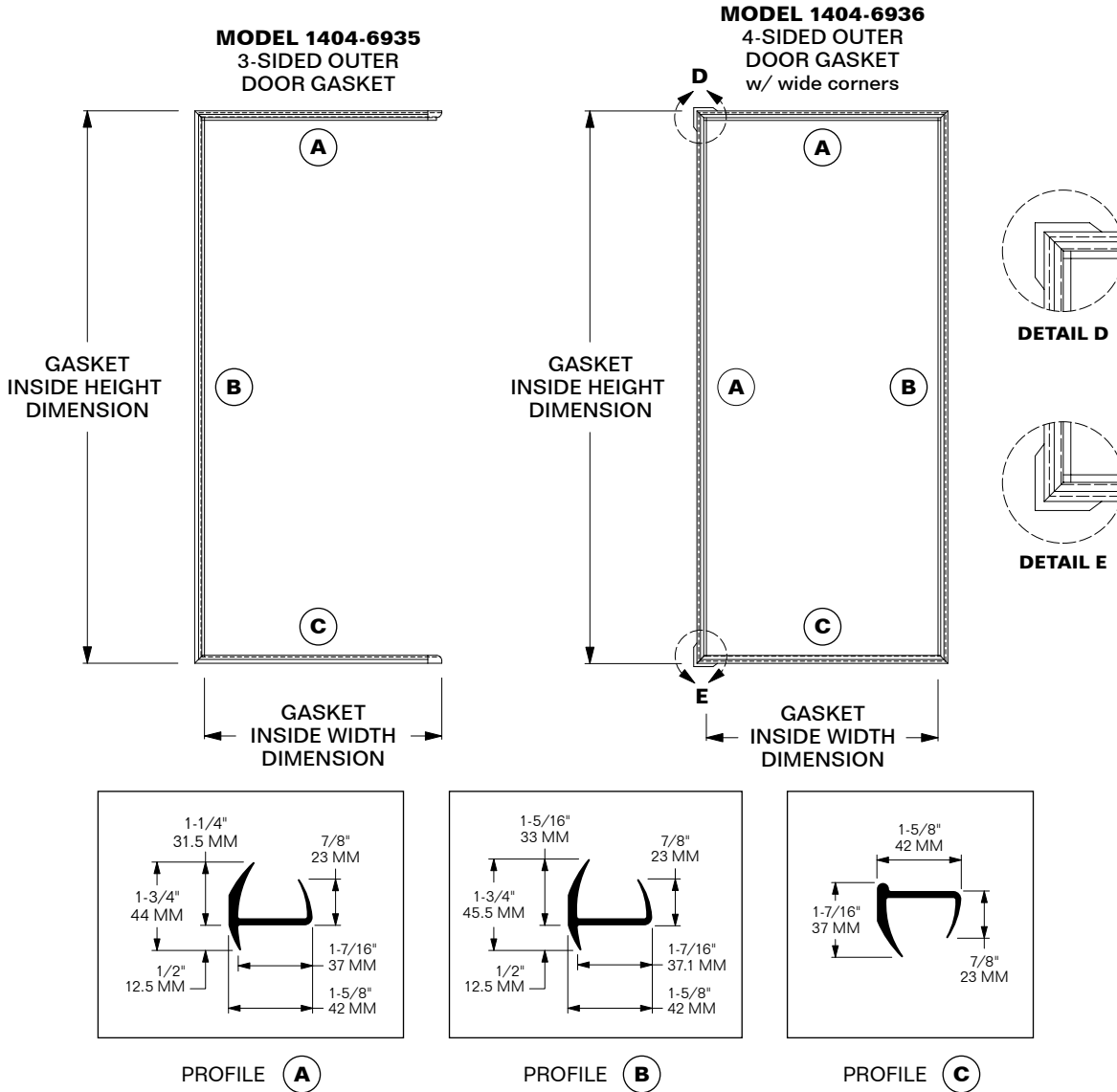
| MODEL | DESCRIPTION | GASKET INSIDE WIDTH | GASKET INSIDE HEIGHT | WEIGHT |
|------------------------|-----------------------------|------------------------|--------------------------|-------------------|
| MODEL 1404-6933 | 3-SIDED FOR 9' 6" CONTAINER | 44" FOR 45" WIDTH DOOR | 99" FOR 101" HEIGHT DOOR | 5.8 LBS 2.6 Kg |
| MODEL 1404-6934 | 4-SIDED FOR 9' 6" CONTAINER | 44" FOR 45" WIDTH DOOR | 99" FOR 101" HEIGHT DOOR | 9.3 LBS 4.2 Kg |



DOOR GASKET ASSEMBLIES

for 9'6" x 96" MCIQ
REEFER CONTAINERS

1404



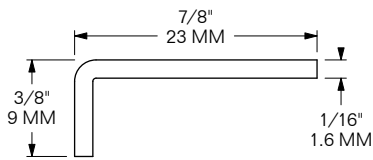
MODELS 1404-6935 & 1404-6936
SUB FOR: MAERSK 7813151 FIT: 40' MCIQ REEFER

| MODEL | DESCRIPTION | GASKET INSIDE WIDTH | GASKET INSIDE HEIGHT | WEIGHT |
|------------------------|---|------------------------|--------------------------|-------------------|
| MODEL 1404-6935 | 3-SIDED FOR 9' 6" CONTAINER | 44" FOR 45" WIDTH DOOR | 99" FOR 101" HEIGHT DOOR | 5.5 LBS 2.5 Kg |
| MODEL 1404-6936 | 4-SIDED FOR 9' 6" CONTAINER w/ wide corners | 44" FOR 45" WIDTH DOOR | 99" FOR 101" HEIGHT DOOR | 8.2 LBS 3.7 Kg |

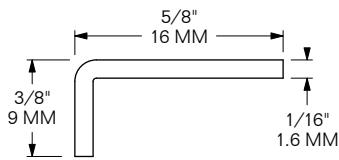


DOOR GASKET RETAINERS

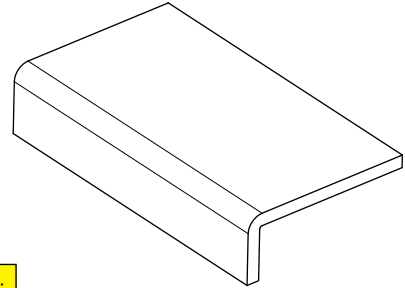
DOMCON & ISO CONTAINERS



MODELS 1404-6392 - 1404-6395



MODEL 1404-6396



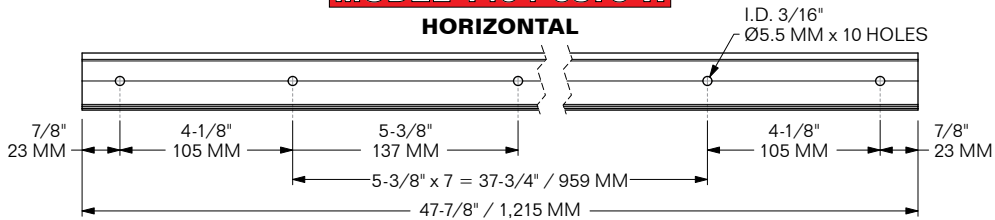
DOOR GASKET RETAINERS ARE AVAILABLE IN:
STEEL w/ HOT-DIP GALVANIZED FINISH
or STAINLESS STEEL (SELF-COLOR)

| MODEL | SUB FOR | LENGTH | MATERIAL / FINISH | WEIGHT |
|------------------------|----------|-----------------|------------------------------|--------------------|
| MODEL 1404-6392 | DGR-8HDG | 8' / 2,438.4 MM | Steel / HDG | 2.08 LBS / 0.94 Kg |
| MODEL 1404-6393 | DGR-8SS | 8' / 2,438.4 MM | Stainless Steel / Self-Color | 2.08 LBS / 0.84 Kg |
| MODEL 1404-6394 | DGR-9HDG | 9' / 2,743.2 MM | Steel / HDG | 2.34 LBS / 0.93 Kg |
| MODEL 1404-6395 | DGR-9SS | 9' / 2,743.2 MM | Stainless Steel / Self-Color | 2.34 LBS / 0.93 Kg |
| MODEL 1404-6396 | Narrow | 9' / 2,743.2 MM | Stainless Steel / Self-Color | 1.8 LBS / 0.82 Kg |

1404

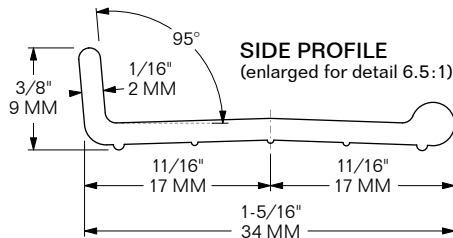
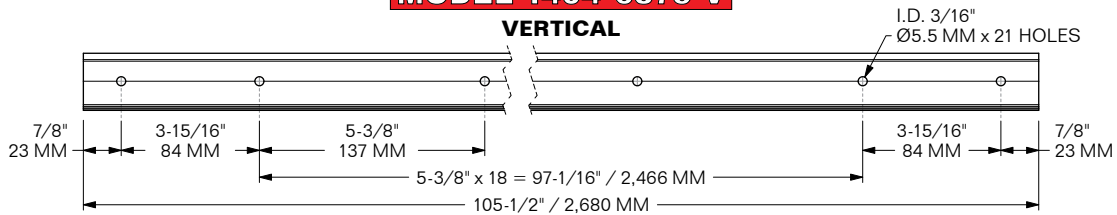
MODEL 1404-6875-H

HORIZONTAL



MODEL 1404-6875-V

VERTICAL

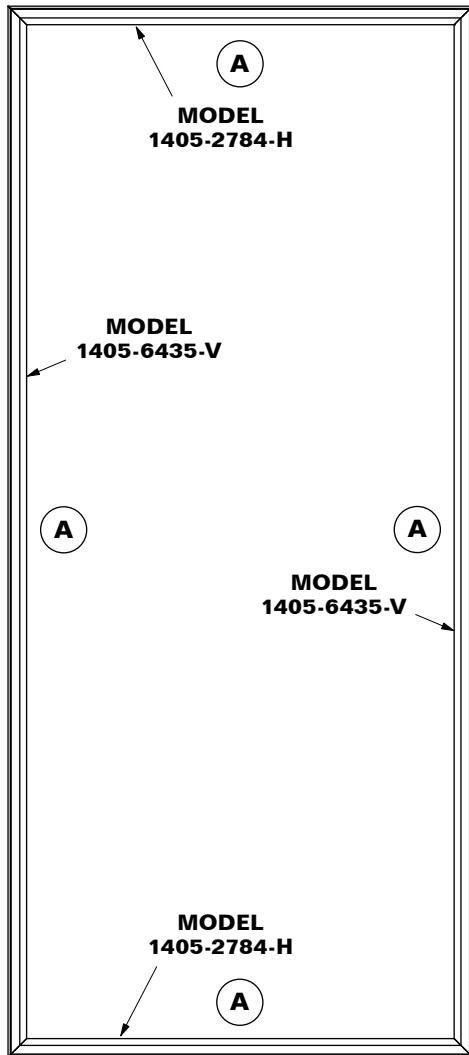


SUB FOR: JINDO R25700-0020 (Horizontal), JINDO R25700-1220 & R25700-2734 (Vertical)
FITS: 102" WIDE CONTAINERS
MATERIAL: ABS PLASTIC
1404-6875-H WEIGHT: 0.24 LBS / 0.11 Kg
1404-6875-V WEIGHT: 0.52 LBS / 0.24 Kg

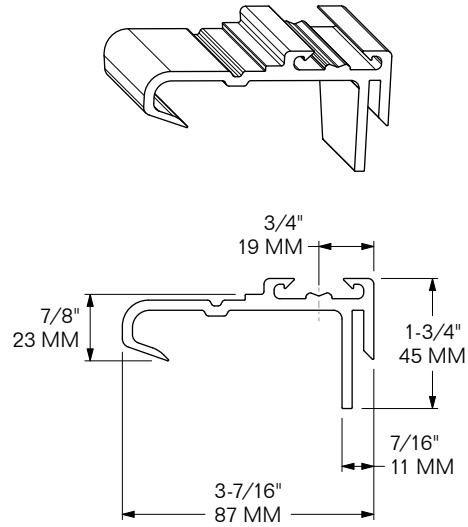
DOOR JAMB FRAMES

REEFER CONTAINERS


1405



FITS: DOORS ON 96" WIDE
MAERSK MCIQ REEFER CONTAINERS



TYPICAL PROFILE (A)
ALL 4 SIDES



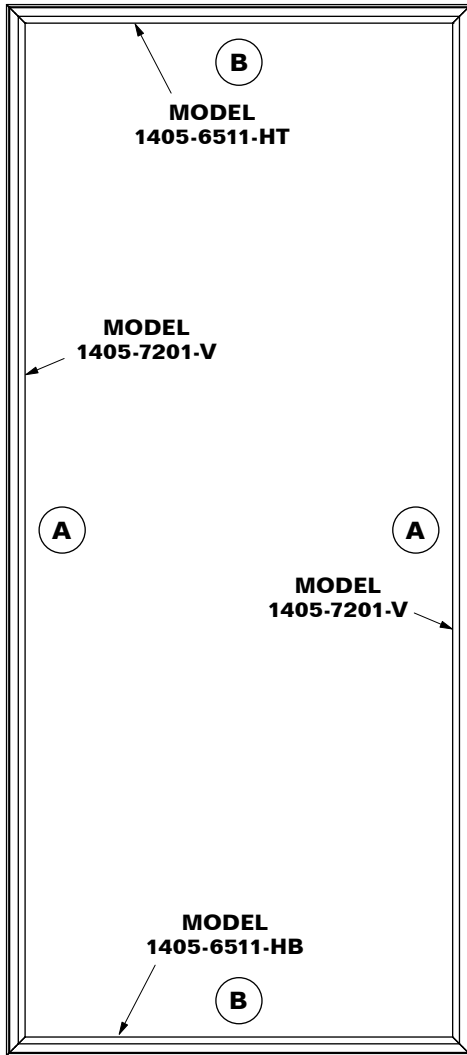
PARTS SOLD WITH STRAIGHT, 90°-CUT ENDS.

| MODEL | DESCRIPTION | MATERIAL | FINISH | SUB FOR | LENGTH | WEIGHT |
|--------------------------|--|----------|--------|-------------------|----------------------|------------------|
| MODEL 1405-6435-V | SIDE JAMB (Vertical) | PVC | WHITE | MAERSK 7350018 | 100-3/4" 2,560 MM | 5 LBS 2.3 Kg |
| MODEL 1405-2784-H | TOP & BOTTOM JAMB (Horizontal) | PVC | WHITE | MAERSK 7350002 | 44-5/16" 1,123 MM | 2.18 LBS 1 Kg |



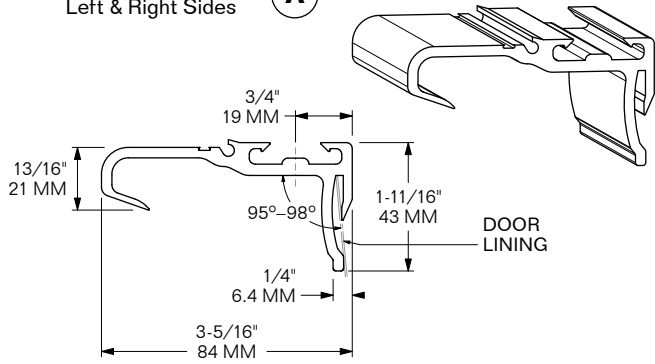
DOOR JAMB FRAMES

REEFER CONTAINERS

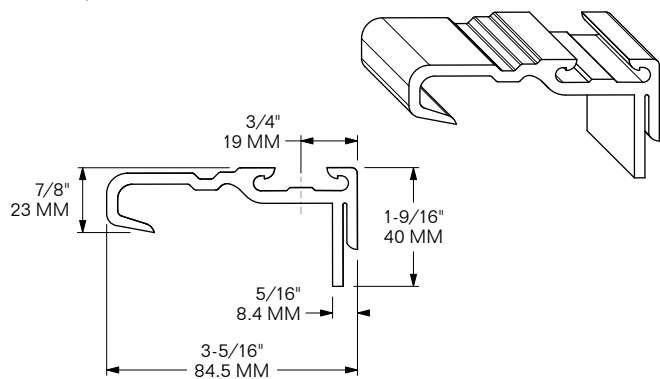


FITS: DOORS ON 96" WIDE
MAERSK MCIQ REEFER CONTAINERS

TYPICAL PROFILE
Left & Right Sides **A**



TYPICAL PROFILE
Top & Bottom Sides **B**



3 EA. DRAIN HOLES ON MODEL 1405-6511-HB ONLY.

THE BELOW PARTS HAVE PRE-MITERED, 45° ENDS (as shown in above assembly):

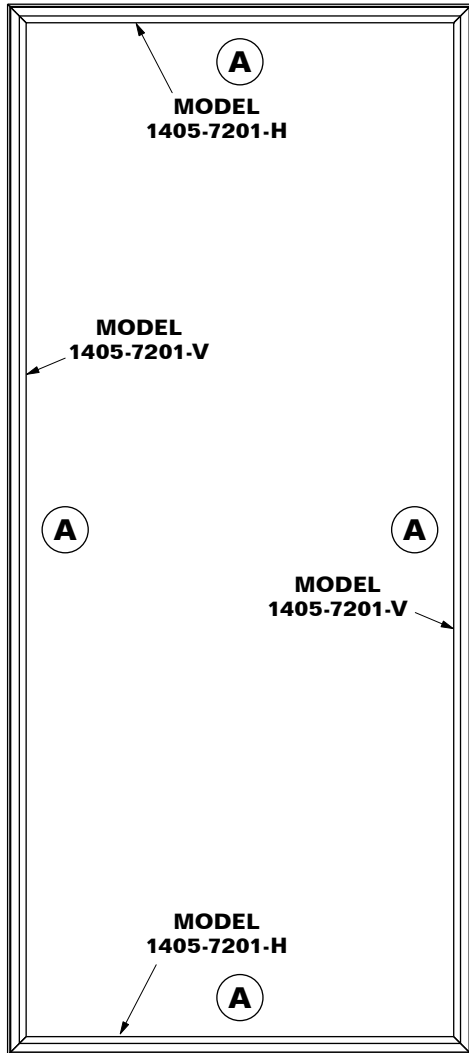
| MODEL | DESCRIPTION | MATERIAL | FINISH | SUB FOR | LENGTH | WEIGHT |
|---------------------------|------------------------------------|----------|--------|-------------------|------------------|---------------------|
| MODEL 1405-7201-V | SIDE JAMB (Vertical) | PVC | GRAY | MAERSK 7350117 | 100" 2,540 MM | 5.03 LBS 2.28 Kg |
| MODEL 1405-6511-HT | TOP JAMB (Horizontal) | PVC | GRAY | MAERSK 7350011 | 50" 1,270 MM | 2.08 LBS 0.94 Kg |
| MODEL 1405-6511-HB | BOTTOM JAMB (Horizontal) | PVC | GRAY | MAERSK 7350011 | 50" 1,270 MM | 2.05 LBS 0.93 Kg |

1405

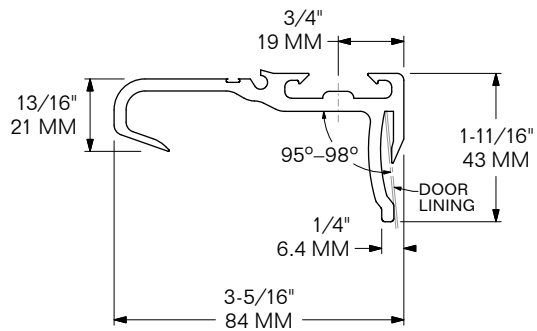
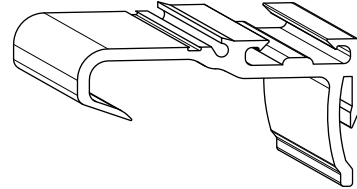
DOOR JAMB FRAMES

REEFER CONTAINERS

1405



FITS: DOORS ON 96" WIDE x 9' 6" HIGH CUBE MAERSK MCIQ REEFER CONTAINERS



TYPICAL PROFILE (A)
ALL 4 SIDES



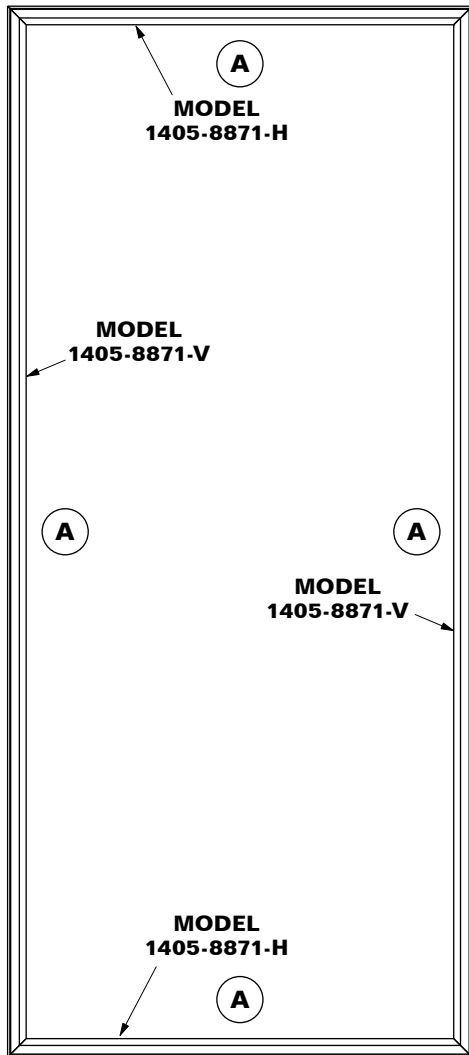
PARTS SOLD WITH STRAIGHT, 90°-CUT ENDS.

| MODEL | DESCRIPTION | MATERIAL | FINISH | SUB FOR | LENGTH | WEIGHT |
|--------------------------|--|----------|--------|-------------------|------------------|---------------------|
| MODEL 1405-7201-V | SIDE JAMB (Vertical) | PVC | GRAY | MAERSK 7350117 | 100" 2,540 MM | 4.81 LBS 2.18 Kg |
| MODEL 1405-7201-H | TOP & BOTTOM JAMB (Horizontal) | PVC | GRAY | MAERSK 7350011 | 50" 1,270 MM | 2.41 LBS 1.09 Kg |

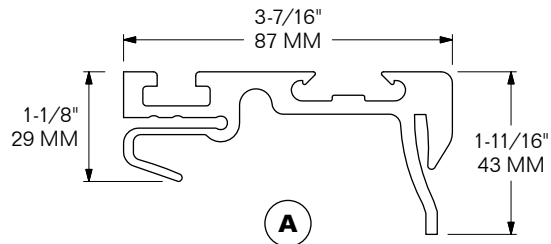
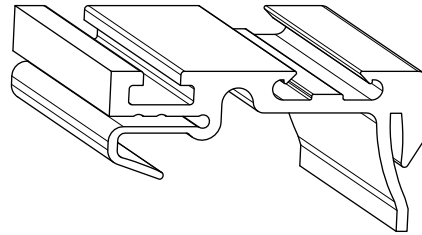
DOOR JAMB FRAMES

REEFER CONTAINERS

1405



FITS: DOORS ON 96" WIDE x 9' 6" HIGH CUBE MAERSK MCIQ REEFER CONTAINERS



**TYPICAL PROFILE
ALL 4 SIDES**



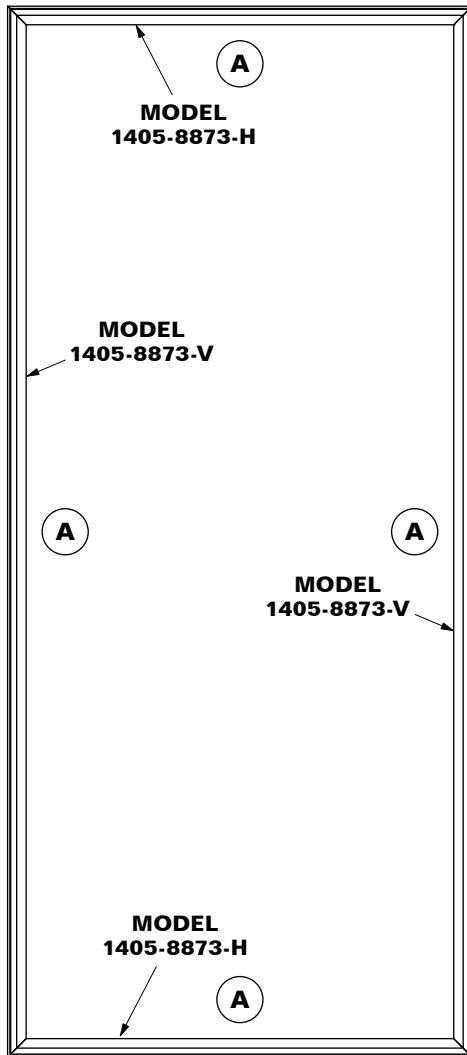
PARTS SOLD WITH PRE-MITERED, 45°-CUT ENDS.

| MODEL | DESCRIPTION | MATERIAL | FINISH | SUB FOR | LENGTH | WEIGHT |
|--------------------|--|----------|--------|----------------------------------|---------------------|---------------------|
| 1405-8871-V | SIDE JAMB (Vertical) | PVC | GRAY | MAERSK 7350200A, MCIQ 7850532 | 99-1/4" 2,521 MM | 8.47 LBS 3.84 Kg |
| 1405-8871-H | TOP & BOTTOM JAMB (Horizontal) | PVC | GRAY | MAERSK 7350200A, MCIQ 7850532 | 44" 1,118 MM | 3.75 LBS 1.7 Kg |

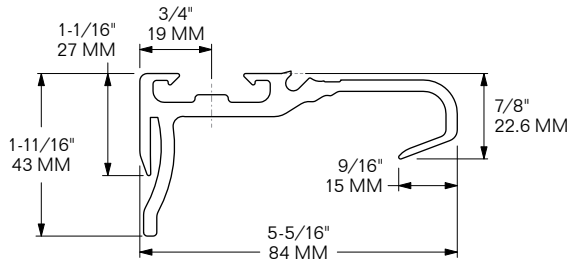
DOOR JAMB FRAMES

REEFER CONTAINERS

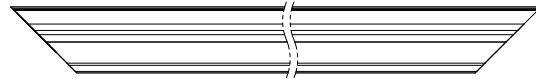
1405



FITS: DOORS ON 96" WIDE
MAERSK MCIQ REEFER CONTAINERS



TYPICAL PROFILE
ALL 4 SIDES



PARTS SOLD WITH PRE-MITERED, 45°-CUT ENDS.

| MODEL | DESCRIPTION | MATERIAL | FINISH | SUB FOR | LENGTH | WEIGHT |
|--------------------------|---------------------------------|----------|--------|-----------------|---------------------|---------------------|
| MODEL 1405-8873-V | SIDE JAMB (Vertical) | PVC | GRAY | MCIQ 7850531 | 99-1/4" 2,521 MM | 4.79 LBS 2.17 Kg |
| MODEL 1405-8873-H | TOP JAMB (Horizontal) | PVC | GRAY | MCIQ 7850531 | 44" 1,118 MM | 2.05 LBS 0.93 Kg |



DOOR JAMB FRAMES

PVC
REEFER CONTAINERS

MODEL 1405-2623
Horizontal

2-1/2" 63.3 MM
2-3/8" 60.3 MM
3" 76.2 MM
3" 76.2 MM
MITERED ENDS

I.D. 1/4" Ø6.35 MM x 5 HOLES
3-7/8" 97.7 MM
6-7/8" 175.3 MM
22-5/8" 574.7 MM
45-1/4" 1,149.4 MM

SUB FOR: CARLISLE 2914-02
LENGTH: 45-1/4" / 1,150 MM
MATERIAL: PVC **COLOR:** WHITE
WEIGHT: 2.4 LBS / 1.1 Kg

MODEL 1405-6397
GASKET RETAINER / DOOR JAMB FRAME

9/32" 7.5 MM
2" 50.5 MM
1-15/16" 49 MM
11/16" 17.6 MM
3/8" 9 MM
1-5/16" 34 MM
2-1/8" 54.5 MM

SUB FOR: CIMC 06-026, HYUNDAI 10009881
LENGTH: 105-7/16" / 2,678 MM
MATERIAL: PVC **COLOR:** LIGHT GRAY
WEIGHT: 3.85 LBS / 1.75 Kg

1405

MODEL 1405-7310-H
MODEL 1405-7310-V
GASKET RETAINER / DOOR JAMB FRAME
Horizontal & Vertical

1-21/32" 42 MM
5/32" 4 MM
1-1/4" 32 MM
13/32" 10.3 MM
1-31/32" 50 MM

1405-7310-H
SUB FOR: CIMC DA03-J202-P0
LENGTH: 44-1/4" / 1,125 MM
MATERIAL: PVC **COLOR:** GRAY
WEIGHT: 1.9 LBS / 0.86 Kg

1405-7310-V
SUB FOR: CIMC DA03-J201-P0
LENGTH: 88-3/4" / 2,254 MM
MATERIAL: PVC **COLOR:** GRAY
WEIGHT: 3.8 LBS / 1.72 Kg

MODEL 1405-7398
BOTTOM JAMB
Horizontal

7/8" 22.5 MM
3-7/16" 87.3 MM
2-1/8" 54.6 MM
7/16" 11.8 MM
3/4" 19 MM
7/16" 10.4 MM
1-13/16" 45.6 MM
3-1/2" 88.2 MM

SUB FOR: MAERSK 7350051 **FITS:** MCIQ 40' REEFER
LENGTH: 44-3/8" / 1,127 MM **MATERIAL:** PVC
COLOR: WHITE **WEIGHT:** 3 LBS / 1.36 Kg



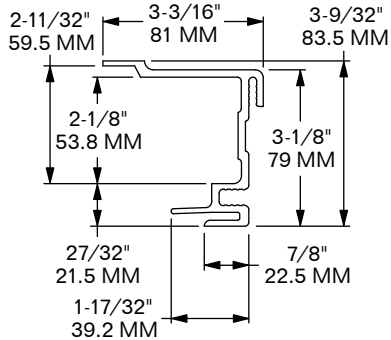
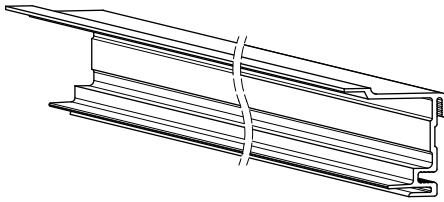


DOOR JAMB FRAMES

PVC

REEFER CONTAINERS

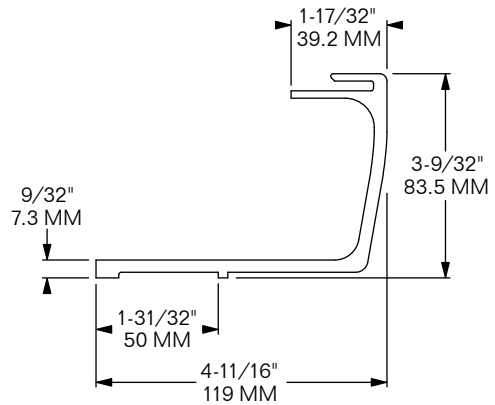
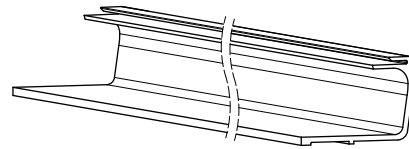
MODEL 1405-7447



LENGTH: 102-1/2" / 2,604 MM
MATERIAL: PVC **COLOR:** TAN
WEIGHT: 6.38 LBS / 2.89 Kg

MODEL 1405-7448

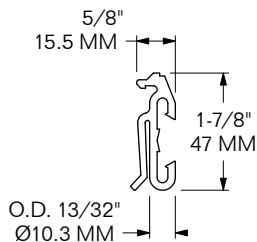
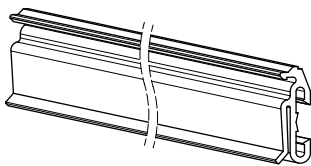
STRIKER



LENGTH: 102-1/2" / 2,603.5 MM
MATERIAL: PVC **COLOR:** OFF-WHITE
WEIGHT: 10.95 LBS / 4.97 Kg

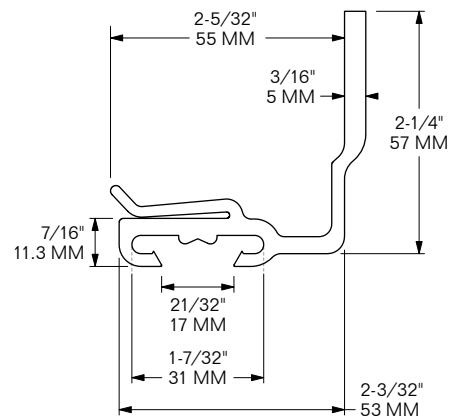
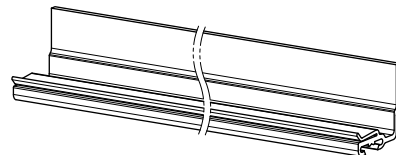
MODEL 1405-7449

GASKET HOLDER



SUB FOR: CIMC 06-012-2, 40HR PVC
FITS: CIMC, HYUNDAI 40' REEFER
LENGTH: 102-1/2" / 2,603.5 MM
MATERIAL: PVC **COLOR:** OFF-WHITE
WEIGHT: 2.9 LBS / 1.32 Kg

MODEL 1405-7621



FITS: CIMC 40' REEFER **SUB FOR:** CIMC 06-008
LENGTH: 99-3/16" / 2,519.4 MM
MATERIAL: PVC **COLOR:** GRAY
WEIGHT: 5.86 LBS / 2.66 Kg

1405



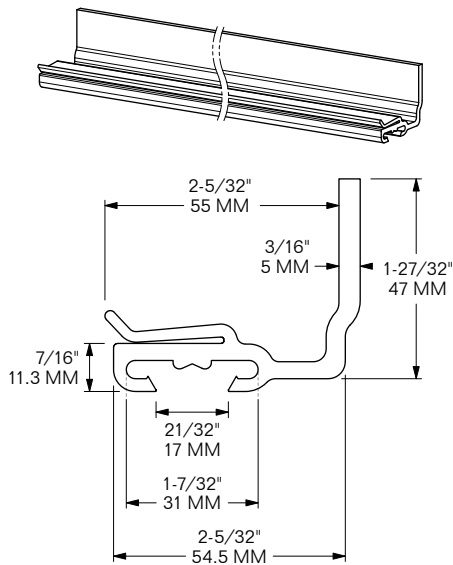


DOOR JAMB FRAMES

PVC

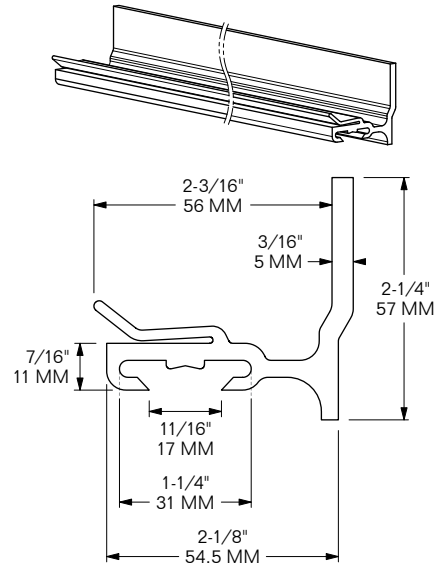
REEFER CONTAINERS

MODEL 1405-7622



FITS: CIMC 40' REEFER **SUB FOR:** CIMC 06-009
LENGTH: 99-3/16" / 2,519.4 MM
MATERIAL: PVC **COLOR:** GRAY
WEIGHT: 6.02 LBS / 2.73 Kg

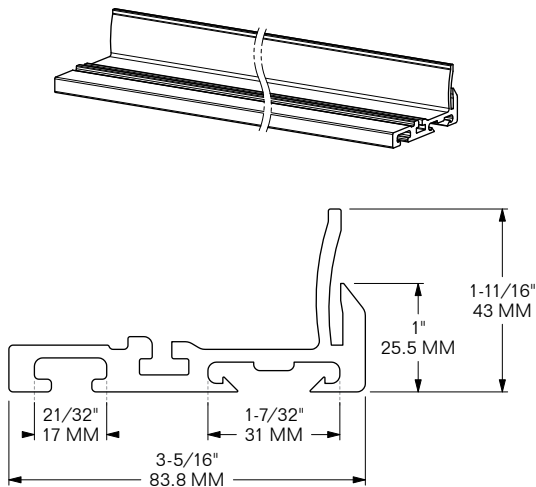
MODEL 1405-7715



FITS: CIMC 40' REEFER **SUB FOR:** CIMC 06-010
LENGTH: 102-5/8" / 2,606 MM
MATERIAL: PVC **COLOR:** WHITE
WEIGHT: 6 LBS / 2.72 Kg

1405

MODEL 1405-8987



FITS: CIMC 40' REEFER **SUB FOR:** CIMC DA-W8G
LENGTH: 98-7/16" / 2,500 MM
MATERIAL: PVC **COLOR:** WHITE
WEIGHT: 5.7 LBS / 2.6 Kg

BUFFERS USA INC

"The Intermodal Hardware Specialists"

1405-8



904-696-0010

E-mail: sales@buffersusa.com



DOOR JAMB FRAMES

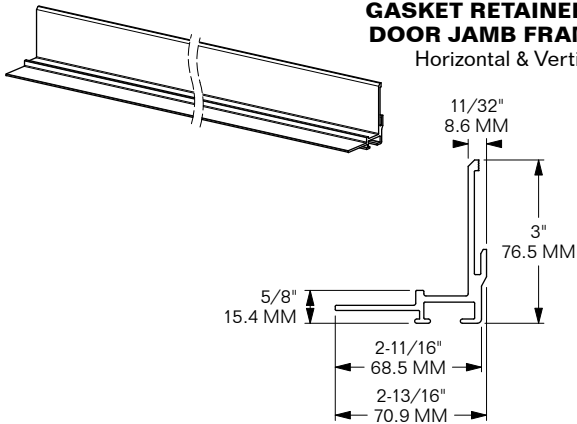
ALUMINUM REEFER CONTAINERS

MODEL 1405-7293-H

MODEL 1405-7293-V

GASKET RETAINER / DOOR JAMB FRAME

Horizontal & Vertical



1405-7293-H

SUB FOR: CIMC DA27-J202-A2 **LENGTH:** 44" / 1,118 MM
MATERIAL: ALUMINUM **FINISH:** SELF-COLOR
WEIGHT: 3.5 LBS / 1.59 Kg

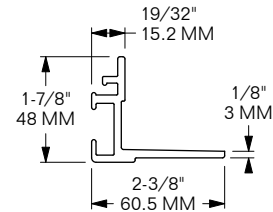
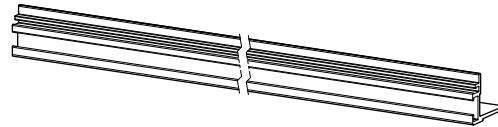
1405-7293-V

SUB FOR: CIMC DA27-J201-A2 **LENGTH:** 88-1/2" / 2,247 MM
MATERIAL: ALUMINUM **FINISH:** SELF-COLOR
WEIGHT: 7 LBS / 3.2 Kg

MODEL 1405-7446

SIDE JAMB

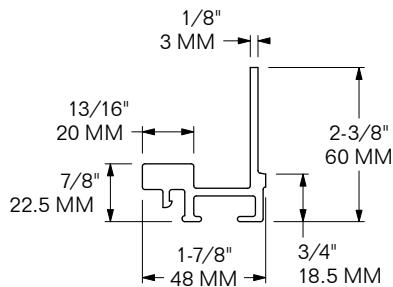
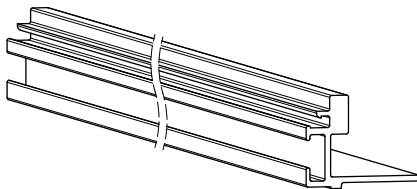
Vertical



FITS: CIMC REEFER **LENGTH:** 102-3/8" / 2,600 MM
MATERIAL: ALUMINUM **FINISH:** SELF-COLOR
WEIGHT: 6.98 LBS / 3.16 Kg

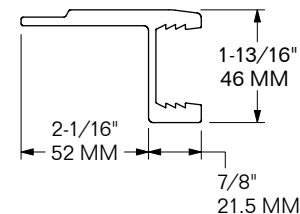
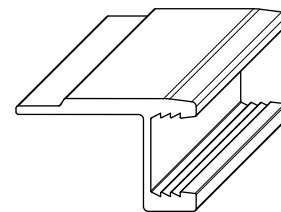
1405

SPECIAL ORDER ONLY MODEL 1405-7528



SUB FOR: CIMC 06-011 **FITS:** CIMC 40' REEFER
LENGTH: 102-3/8" / 2,600 MM
MATERIAL: ALUMINUM **FINISH:** SELF-COLOR
WEIGHT: 8.6 LBS / 3.9 Kg

MODEL 1405-7809



SUB FOR: MAERSK 7840056 **FITS:** MCIQ 40' REEFER
LENGTH: 98" / 2,489 MM
MATERIAL: ALUMINUM **FINISH:** SELF-COLOR
WEIGHT: 10 LBS / 4.54 Kg

BUFFERS USA INC

"The Intermodal Hardware Specialists"

1405-9



904-696-0010

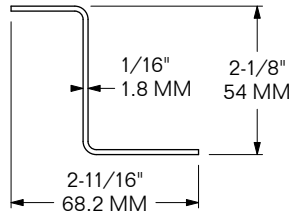
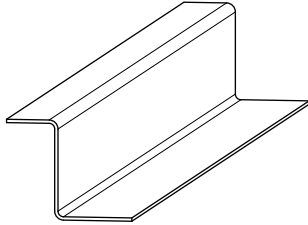
E-mail: sales@buffersusa.com



DOOR STRINGER

REEFER CONTAINERS

MODEL 1405-7439
DOOR STRINGER / SPACER



FITS: REEFER DOOR **LENGTH:** 100" / 2,540 MM
MATERIAL: FAB. STEEL **FINISH:** PRIMER
WEIGHT: 9.21 LBS / 4.18 Kg

1405



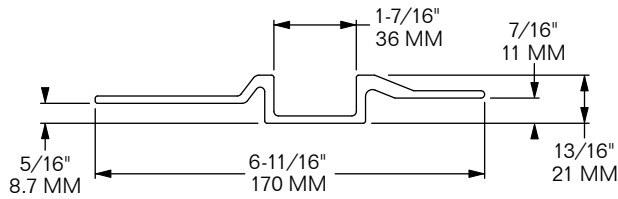
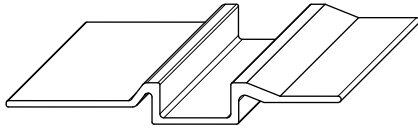
DOOR SILL GUTTERS

ALUMINUM

REEFER CONTAINERS

MODEL 1405-6825

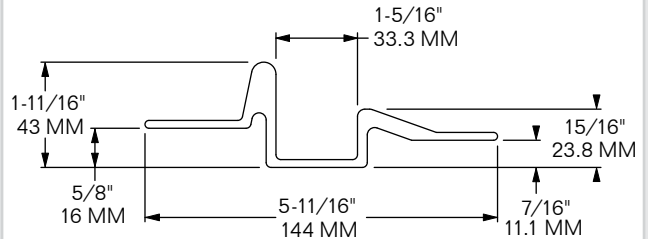
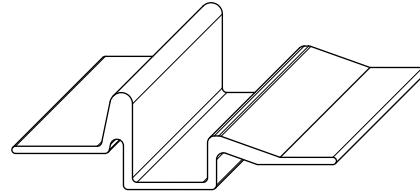
DOOR SILL GUTTER



FITS: CIMC 40' REEFER **SUB FOR:** CIMC 03-013
LENGTH: 89-15/16" / 2,284 MM
MATERIAL: ALUMINUM **FINISH:** SELF-COLOR
WEIGHT: 10 LBS / 4.54 Kg

MODEL 1405-6826

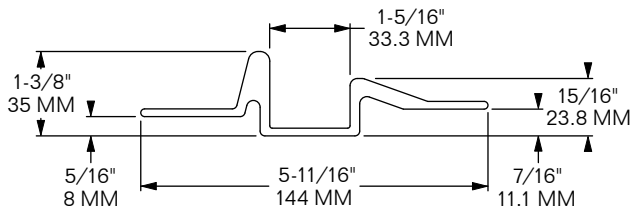
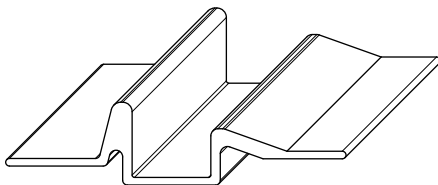
DOOR SILL SIDE



FITS: CIMC 40' REEFER **SUB FOR:** CIMC 03-015
LENGTH: 89-15/16" / 2,284 MM
MATERIAL: ALUMINUM **FINISH:** SELF-COLOR
WEIGHT: 12 LBS / 5.44 Kg

MODEL 1405-6827

DOOR SILL GUTTER



FITS: CIMC 40' REEFER **SUB FOR:** CIMC 03-016
LENGTH: 89-15/16" / 2,284 MM
MATERIAL: ALUMINUM **FINISH:** SELF-COLOR
WEIGHT: 11 LBS / 4.99 Kg

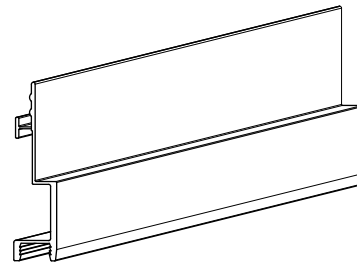
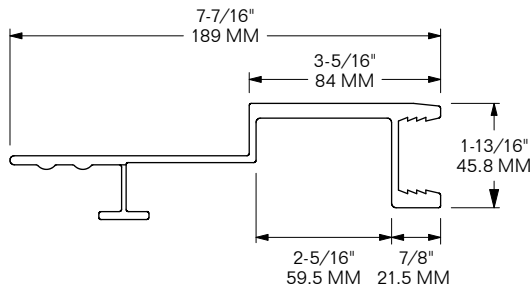
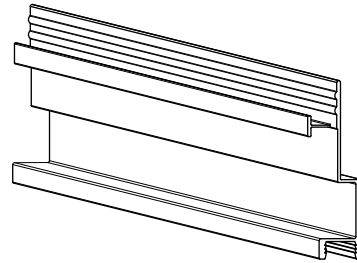
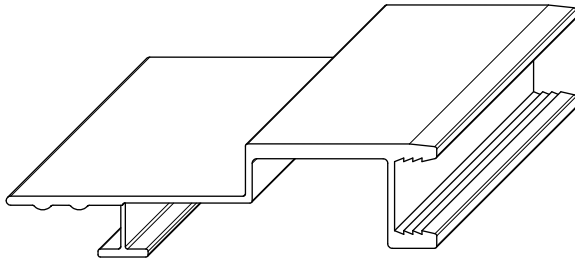
1405





DOOR SILL GUTTERS ALUMINUM REEFER CONTAINERS

MODEL 1405-7810



FITS: CIMC 40' REEFER **SUB FOR:** CIMC GB03-H67-A2 **LENGTH:** 91-3/4" / 2,330 MM
MATERIAL: ALUMINUM **FINISH:** SELF-COLOR **WEIGHT:** 18.8 LBS / 8.5 Kg

1405



TABLE OF CONTENTS SAFETY COMPONENTS **2000**

PAGE NUMBERS

2004-3 REFLECTIVE SAFETY GEAR

2000



REFLECTIVE SAFETY GEAR

SASH BELT & TRAFFIC VEST

MODEL 2004-8878

SASH BELT

Dayglo Polyester w/ Reflective Material
0.5 LBS / 0.23 Kg



MODEL 2004-8879-L/XL

MODEL 2004-8879-XL/XXL

TRAFFIC VEST

Dayglo Polyester Mesh w/ Reflective Material
0.1 LBS / 0.045 Kg



2004



TABLE OF CONTENTS FLOORING & WOOD-RELATED ITEMS **2200**

PAGE NUMBERS

2201-1 PLYWOOD FLOORING (Hardwood & Bamboo)

2200





PLYWOOD FLOORING

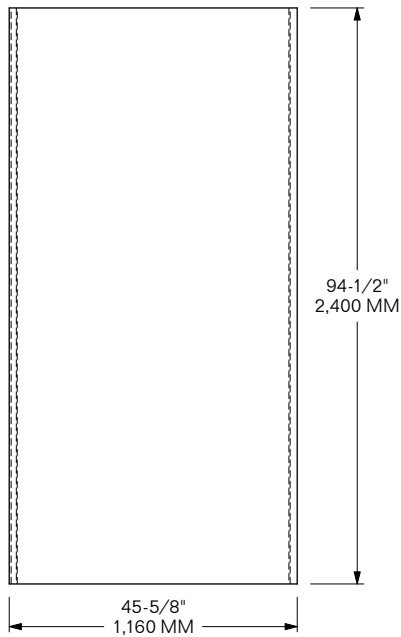
ISO CONTAINERS

MODEL 2201-2114-46x94

MATERIAL: HARDWOOD (min. 19-ply*)
WEIGHT: 135 LBS / 61.2 Kg

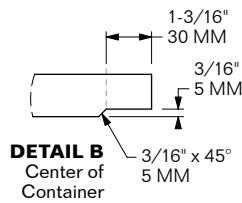
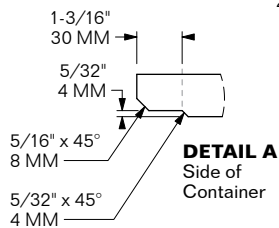
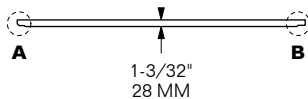
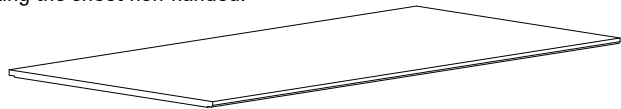
MODEL 2201-7208-46x94

MATERIAL: BAMBOO
WEIGHT: 143 LBS / 64.9 Kg



MILLED & BEVELED ALONG 94-1/2" LENGTH OF BOTH BOTTOM EDGES, 4mm depth for side (detail A) and 5mm depth for center (detail B) of container.

Ends are not beveled or chamfered, making the sheet non-handed.



- Aus.-treated high-grade flooring with smooth, straight plies*
- Meets ISO 1496-1 rolling shear strength test requirements per T7 w/ 7,260 Kg test vehicle
- Includes BICON (prev. AQIS) fumigation certificate
- Bundled size: 20 & 25 pcs.

*Applies only to Hardwood (not Bamboo)

2201



TABLE OF CONTENTS
MISC. HARDWARE &
FASTENERS **2300**

PAGE NUMBERS

2301-1 FLOOR SCREWS
ELEVATOR/CARRIAGE BOLT

2301-2 CROSSMEMBER BOLT KIT

2300



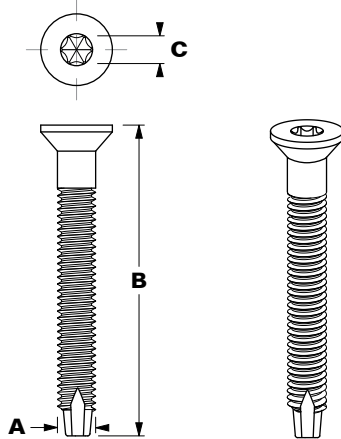


FLOOR SCREWS

DOMCON, ISO & REEFER CONTAINERS
 AUTO, FLATBED, DRY & REEFER VAN TRAILERS

TORX FLATHEAD SCREWS

Self-Tapping



MATERIAL: STEEL

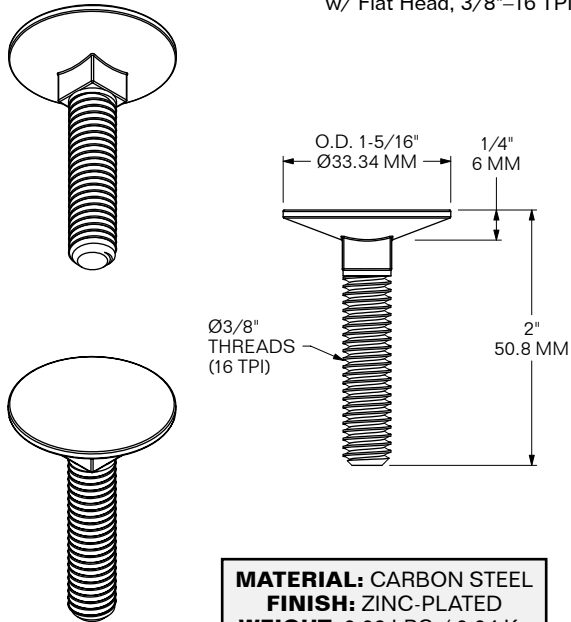
SPECIAL ORDER ONLY

| MODEL | A | B | C | WEIGHT | FINISH |
|-----------------------|----------|--------|-----|--------------------------|-----------------|
| 2301-2351 | 5/16"-18 | 1-3/4" | T40 | 1,200/CTN - 48.2 LBS/CTN | BLACK PHOSPHATE |
| 2301-2352 | 5/16"-18 | 2" | T40 | 1,000/CTN - 45.9 LBS/CTN | BLACK PHOSPHATE |
| 2301-2353 | 5/16"-18 | 2-1/2" | T40 | 900/CTN - 46.8 LBS/CTN | BLACK PHOSPHATE |
| 2301-2354 | 1/4"-20 | 2" | T30 | 1,600/CTN - 46.1 LBS/CTN | BLACK PHOSPHATE |
| 2301-2355 | 1/4"-20 | 2-1/4" | T30 | 1,500/CTN - 38.9 LBS/CTN | BLACK PHOSPHATE |
| 2301-2733 | 1/4"-20 | 2-1/2" | T30 | 1,200/CTN - 34.1 LBS/CTN | BLACK PHOSPHATE |
| 2301-2733-1000 | 1/4"-20 | 2-1/2" | T30 | 1,000/CTN - 28.4 LBS/CTN | BLACK PHOSPHATE |

2301

MODEL 2301-4728

ELEVATOR/CARRIAGE BOLT
 w/ Flat Head, 3/8"-16 TPI



MATERIAL: CARBON STEEL
FINISH: ZINC-PLATED
WEIGHT: 0.09 LBS / 0.04 Kg

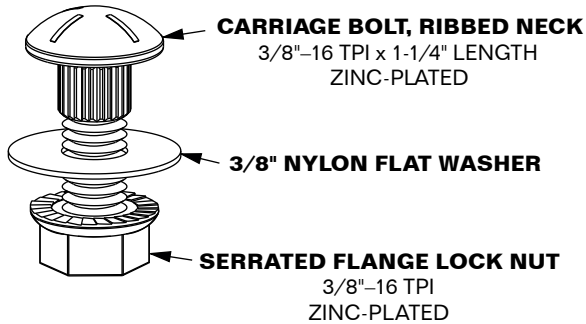


CROSSMEMBER FASTENERS

REEFER CONTAINERS
DRY VAN & REEFER VAN TRAILERS

MODEL 2301-4658-KIT-P

CROSSMEMBER BOLT KIT



EACH KIT CONSISTS OF:
8 ea. Carriage Bolts
8 ea. Flat Nylon Washers
8 ea. Lock Nuts w/ Serrated Flange

WEIGHT: 0.73 LBS / 0.33 Kg

2301





TABLE OF CONTENTS
CONTAINER PAINT & DECALS
2400

PAGE NUMBERS

2401-1 to -4 HEMPEL CONTAINER PAINT

2404-1 to -2 CONTAINER DECALS

2400





HEMPEL CONTAINER PAINT

DOMCON, ISO & REEFER CONTAINERS

NOTE: Paint sold ONLY in 5-gallon Buckets

| MODEL | DESCRIPTION | COLOR / APPLICATION |
|-------------------------|-------------------------|-----------------------|
| 2401-0808-0000 | Hempel Thinner, UN-1263 | |
| 2401-4641-1000 | Hempel Paint, UN-1263 | White |
| 2401-4641-1017 | Hempel Paint, UN-1263 | White (Matson) |
| 2401-4641-1038 | Hempel Paint, UN-1263 | Slate Grey |
| 2401-4641-1040 | Hempel Paint, UN-1263 | Grey |
| 2401-4641-1107 | Hempel Paint, UN-1263 | Grey (Gateway) |
| 2401-4641-1115 | Hempel Paint, UN-1263 | Light Grey |
| 2401-4641-1137 | Hempel Paint, UN-1263 | Grey |
| 2401-4641-1148 | Hempel Paint, UN-1263 | Dark Grey |
| 2401-4641-1150 | Hempel Paint, UN-1263 | Grey (NOL) |
| 2401-4641-1163* | Hempel Paint, UN-1263 | Off-White |
| 2401-4641-1173* | Hempel Paint, UN-1263 | Grey (Aliança) |
| 2401-4641-1217 | Hempel Paint, UN-1263 | Grey (OOCL) |
| 2401-4641-1234 | Hempel Paint, UN-1263 | Grey (S-L) |
| 2401-4641-1731* | Hempel Paint, UN-1263 | Grey (P&O Nedlloyd) |
| 2401-4641-1738* | Hempel Paint, UN-1263 | Grey |
| 2401-4641-1770 | Hempel Paint, UN-1263 | Grey (Maersk) |
| 2401-4641-1777 | Hempel Paint, UN-1263 | Grey (Yang Ming Line) |
| 2401-4641-1999 | Hempel Paint, UN-1263 | Black |
| 2401-4641-1U024* | Hempatex Hi-Build | Gray |
| 2401-4641-2025 | Hempel Paint, UN-1263 | Yellow (Eurotainer) |
| 2401-4641-2045 | Hempel Paint, UN-1263 | Off-White |
| 2401-4641-2047 | Hempel Paint, UN-1263 | Yellow (OOCL) |
| 2401-4641-2141* | Hempel Paint, UN-1263 | Yellow (OOCL) |
| 2401-4641-2267 | Hempel Paint, UN-1263 | Yellow |
| 2401-4641-2490 | Hempel Paint, UN-1263 | Desert Storm Tan |
| 2401-4641-2690* | Hempel Paint, UN-1263 | Beige (MSC) |
| 2401-4641-2715 | Hempel Paint, UN-1263 | Beige (ISRI) |
| 2401-4641-3007 | Hempel Paint, UN-1263 | Blue (Maersk) |
| 2401-4641-3017 | Hempel Paint, UN-1263 | Blue (AMFICON) |
| 2401-4641-3018 | Hempel Paint, UN-1263 | Blue (Cast/Lykes) |
| 2401-4641-3023 | Hempel Paint, UN-1263 | Blue (Norasia) |
| 2401-4641-3035* | Hempel Paint, UN-1263 | Blue (GNSL) |
| 2401-4641-3045 | Hempel Paint, UN-1263 | Blue (Wan Hai Line) |
| 2401-4641-3058* | Hempel Paint, UN-1263 | Blue (NYK Line) |
| 2401-4641-3084* | Hempel Paint, UN-1263 | Blue (Nordana) |
| 2401-4641-3135 | Hempel Paint, UN-1263 | Blue (CSX) |
| 2401-4641-3155* | Hempel Paint, UN-1263 | Dark Blue (Interpool) |
| 2401-4641-3353* | Hempel Paint, UN-1263 | Blue (Eurotainer) |

* SPECIAL ORDER ONLY

2401





HEMPEL CONTAINER PAINT

DOMCON, ISO & REEFER CONTAINERS

NOTE: Paint sold ONLY in 5-gallon Buckets

| MODEL | DESCRIPTION | COLOR / APPLICATION |
|------------------------|-----------------------|--------------------------------|
| 2401-4641-3393 | Hempel Paint, UN-1263 | Dark Blue (P&O Lines, Seaco) |
| 2401-4641-3434 | Hempel Paint, UN-1263 | Purple/Blue (Seaco) |
| 2401-4641-3700* | Hempel Paint, UN-1263 | Blue (Danzas) |
| 2401-4641-3703* | Hempel Paint, UN-1263 | Blue (Contenemar) |
| 2401-4641-3724 | Hempel Paint, UN-1263 | Blue (Hanjin) |
| 2401-4641-4005* | Hempel Paint, UN-1263 | Green (NSCSA) |
| 2401-4641-4021* | Hempel Paint, UN-1263 | Green (NSCSA) |
| 2401-4641-4073* | Hempel Paint, UN-1263 | Green |
| 2401-4641-4090 | Hempel Paint, UN-1263 | Green (UASC) |
| 2401-4641-4113* | Hempel Paint, UN-1263 | Green (CLOU) |
| 2401-4641-4217* | Hempel Paint, UN-1263 | Green (Consent) |
| 2401-4641-4220* | Hempel Paint, UN-1263 | Green |
| 2401-4641-4230 | Hempel Paint, UN-1263 | Teal Green (China Shipping) |
| 2401-4641-4265 | Hempel Paint, UN-1263 | Green (Evergreen) |
| 2401-4641-4311 | Hempel Paint, UN-1263 | Green |
| 2401-4641-4330* | Hempel Paint, UN-1263 | Green (U.S. Military) |
| 2401-4641-4702 | Hempel Paint, UN-1263 | Green (UASC) |
| 2401-4641-4722* | Hempel Paint, UN-1263 | Olive Drab finish coat |
| 2401-4641-4728 | Hempel Paint, UN-1263 | Green (Capital Lease) |
| 2401-4641-4733* | Hempel Paint, UN-1263 | Green (China Shipping) |
| 2401-4641-4836 | Hempel Paint, UN-1263 | Pure Green |
| 2401-4641-5004* | Hempel Paint, UN-1263 | Orange (Sunset International) |
| 2401-4641-5010* | Hempel Paint, UN-1263 | Red-Orange |
| 2401-4641-5017* | Hempel Paint, UN-1263 | Orange |
| 2401-4641-5019* | Hempel Paint, UN-1263 | Orange |
| 2401-4641-5063 | Hempel Paint, UN-1263 | Red-Brown (Florens) |
| 2401-4641-5074 | Hempel Paint, UN-1263 | Red (Sea Star Line) |
| 2401-4641-5080 | Hempel Paint, UN-1263 | Red |
| 2401-4641-5088 | Hempel Paint, UN-1263 | Red (CTI) |
| 2401-4641-5158* | Hempel Paint, UN-1263 | Red-Orange (CAI International) |
| 2401-4641-5171 | Hempel Paint, UN-1263 | Red (XTRA) |
| 2401-4641-5180 | Hempel Paint, UN-1263 | Brown (Textainer) |
| 2401-4641-5225 | Hempel Paint, UN-1263 | Brown (Transamerica) |
| 2401-4641-5309 | Hempel Paint, UN-1263 | Brown (Tiphook) |
| 2401-4641-5440 | Hempel Paint, UN-1263 | Orange (Genstar) |
| 2401-4641-5545 | Hempel Paint, UN-1263 | Red-Orange ("K" Line) |
| 2401-4641-5569* | Hempel Paint, UN-1263 | Red (Matson) |
| 2401-4641-5700* | Hempel Paint, UN-1263 | Red-Orange |
| 2401-4641-5702 | Hempel Paint, UN-1263 | Red |

* SPECIAL ORDER ONLY

2401





HEMPEL CONTAINER PAINT

DOMCON, ISO & REEFER CONTAINERS

NOTE: Paint sold ONLY in 5-gallon Buckets

| MODEL | DESCRIPTION | COLOR / APPLICATION |
|------------------|--------------------------|--|
| 2401-4641-5711 | Hempel Paint, UN-1263 | Orange (Hapag-Lloyd) |
| 2401-4641-5715* | Hempel Paint, UN-1263 | Red (Royal Arctic Line) |
| 2401-4641-5720* | Hempel Paint, UN-1263 | Orange (Turkon Line) |
| 2401-4641-5733* | Hempel Paint, UN-1263 | Red |
| 2401-4641-5734 | Hempel Paint, UN-1263 | Pink |
| 2401-4641-5741* | Hempel Paint, UN-1263 | Red-Orange |
| 2401-4641-5770 | Hempel Paint, UN-1263 | Telemagenta |
| 2401-4641-6181 | Hempel Paint, UN-1263 | Brown (Triton) |
| 2401-4641-6712* | Hempel Paint, UN-1263 | Brown (Transfracht) |
| 2401-4813-10000* | Hempel Paint, HE Acrylic | White |
| 2401-4813-1010* | Hempel Paint, HE Acrylic | Grey (ANL – Australia National Line) |
| 2401-4813-1017* | Hempel Paint, HE Acrylic | Grey (ECR Gordijn) |
| 2401-4813-1040* | Hempel Paint, HE Acrylic | Grey (COSCO/Nedlloyd) |
| 2401-4813-1073* | Hempel Paint, HE Acrylic | Grey |
| 2401-4813-1107* | Hempel Paint, HE Acrylic | Grey (Gateway) |
| 2401-4813-1115 | Hempel Paint, HE Acrylic | Grey (CSAV) |
| 2401-4813-1137* | Hempel Paint, HE Acrylic | Grey |
| 2401-4813-1148* | Hempel Paint, HE Acrylic | Grey |
| 2401-4813-1150* | Hempel Paint, HE Acrylic | Grey (NOL) |
| 2401-4813-1217* | Hempel Paint, HE Acrylic | Grey (OOCL) |
| 2401-4813-1234* | Hempel Paint, HE Acrylic | Grey (Sealand) |
| 2401-4813-1713* | Hempel Paint, HE Acrylic | Grey |
| 2401-4813-1738* | Hempel Paint, HE Acrylic | Grey |
| 2401-4813-1770* | Hempel Paint, HE Acrylic | Grey (Maersk-SL) |
| 2401-4813-1900* | Hempel Paint, HE Acrylic | Grey |
| 2401-4813-1999 | Hempel Paint, HE Acrylic | Grey (ACS – Africa Container Shipping) |
| 2401-4813-2025* | Hempel Paint, HE Acrylic | Yellow (Cameroon Shipping) |
| 2401-4813-2045* | Hempel Paint, HE Acrylic | White (Eimskip) |
| 2401-4813-2047* | Hempel Paint, HE Acrylic | Yellow/Cream |
| 2401-4813-2141* | Hempel Paint, HE Acrylic | Yellow/Cream |
| 2401-4813-2690* | Hempel Paint, HE Acrylic | Yellow (MSC) |
| 2401-4813-3007* | Hempel Paint, HE Acrylic | Blue (Maersk) |
| 2401-4813-3017* | Hempel Paint, HE Acrylic | Blue (Tor Line/Safmarine) |
| 2401-4813-3018* | Hempel Paint, HE Acrylic | Blue (Delmas/CTX/OT Africa Line) |
| 2401-4813-3024* | Hempel Paint, HE Acrylic | Blue |
| 2401-4813-3035* | Hempel Paint, HE Acrylic | Blue (Geest NSL) |
| 2401-4813-3045* | Hempel Paint, HE Acrylic | Blue (Wan Hai Lines) |
| 2401-4813-3078* | Hempel Paint, HE Acrylic | Blue |
| 2401-4813-3084* | Hempel Paint, HE Acrylic | Blue (Nordana Line) |

* SPECIAL ORDER ONLY

2401





HEMPEL CONTAINER PAINT

DOMCON, ISO & REEFER CONTAINERS

NOTE: Paint sold ONLY in 5-gallon Buckets

| MODEL | DESCRIPTION | COLOR / APPLICATION |
|------------------|-------------------------------|----------------------------------|
| 2401-4813-3155* | Hempel Paint, HE Acrylic | Blue (Interpool) |
| 2401-4813-3209* | Hempel Paint, HE Acrylic | Blue (Grimaldi Lines) |
| 2401-4813-3212* | Hempel Paint, HE Acrylic | Blue |
| 2401-4813-3284* | Hempel Paint, HE Acrylic | Blue |
| 2401-4813-3353* | Hempel Paint, HE Acrylic | Blue |
| 2401-4813-3393* | Hempel Paint, HE Acrylic | Blue (CMA-CGM/P&O Nedlloyd/RCL) |
| 2401-4813-3434* | Hempel Paint, HE Acrylic | Purple/Blue (GE-Seaco) |
| 2401-4813-3724* | Hempel Paint, HE Acrylic | Blue (Finmar Shipping) |
| 2401-4813-4005* | Hempel Paint, HE Acrylic | Green |
| 2401-4813-4022* | Hempel Paint, HE Acrylic | Green |
| 2401-4813-4061* | Hempel Paint, HE Acrylic | Green |
| 2401-4813-4090* | Hempel Paint, HE Acrylic | Green |
| 2401-4813-4217* | Hempel Paint, HE Acrylic | Green (Consent) |
| 2401-4813-4230* | Hempel Paint, HE Acrylic | Teal Green (China Shipping) |
| 2401-4813-4258* | Hempel Paint, HE Acrylic | Green |
| 2401-4813-4265* | Hempel Paint, HE Acrylic | Green (Evergreen) |
| 2401-4813-4330* | Hempel Paint, HE Acrylic | Green/Olive Drab (U.S. Military) |
| 2401-4813-4702* | Hempel Paint, HE Acrylic | Green (UASC) |
| 2401-4813-4705* | Hempel Paint, HE Acrylic | Green (MOL/Andrew Weir Shipping) |
| 2401-4813-4728* | Hempel Paint, HE Acrylic | Green |
| 2401-4813-5004* | Hempel Paint, HE Acrylic | Red-Orange |
| 2401-4813-5010* | Hempel Paint, HE Acrylic | Red-Orange |
| 2401-4813-5017* | Hempel Paint, HE Acrylic | Red-Orange (OPDR) |
| 2401-4813-5019* | Hempel Paint, HE Acrylic | Red-Orange (Messina Line) |
| 2401-4813-5063* | Hempel Paint, HE Acrylic | Brown |
| 2401-4813-5074* | Hempel Paint, HE Acrylic | Red (Sea Star Line) |
| 2401-4813-5088* | Hempel Paint, HE Acrylic | Red-Orange |
| 2401-4813-5158* | Hempel Paint, HE Acrylic | Red-Orange |
| 2401-4813-5171* | Hempel Paint, HE Acrylic | Red-Orange |
| 2401-4813-5180* | Hempel Paint, HE Acrylic | Red-Orange |
| 2401-4813-5225* | Hempel Paint, HE Acrylic | Brown |
| 2401-4813-52251* | Hempel Paint, HE Acrylic | Orange (TAL/Triton) |
| 2401-4813-5309* | Hempel Paint, HE Acrylic | Brown |
| 2401-4813-5440* | Hempel Paint, HE Acrylic | Orange (Genstar) |
| 2401-4813-5734 | Hempel Paint, HE Acrylic | Pink |
| 2401-4813-6181* | Hempel Paint, HE Acrylic | Brown |
| 2401-5636-1148 | Hempel Paint, Enamel, UN-1263 | Glossy Dark Grey |





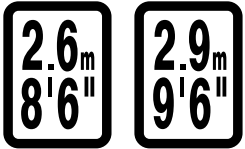

* SPECIAL ORDER ONLY

2401



CONTAINER DECALS

DOMCON, ISO & REEFER CONTAINERS

| | | |
|---|--|---|
| <p>MODEL 2404-6130/70 I-C-70 DECAL</p>  <p>4-3/4" W x 6" H WHITE ON CLEAR</p> | <p>MODEL 2404-6130/87 I-C-87 DECAL</p>  <p>5" W x 6-1/2" H BLACK ON WHITE</p> | <p>MODEL 2404-6133-0 THROUGH MODEL 2404-6133-9 FRAMED SINGLE-DIGIT DECALS</p>  <p>3" W x 5" H WHITE ON CLEAR</p> |
| <p>MODEL 2404-6280-0 THROUGH MODEL 2404-6280-9 FRAMED SINGLE-DIGIT DECALS</p>  <p>3" W x 5" H BLACK ON CLEAR</p> | <p>MODEL 2404-6134/86 MODEL 2404-6134/96 HEIGHT DECALS</p>  <p>4-1/2" W x 6" H BLACK LETTERING ON YELLOW BACKGROUND</p> | <p>MODEL 2404-6135 MGW/TARE/PAYLOAD DECAL</p> <hr/> <p>MGW Tare Payload</p> <p>12-1/2" W x 9" H WHITE ON CLEAR</p> |
| <p>MODEL 2404-6136 WEIGHT DECAL</p> <hr/> <p>30480 kg 67200 lb 3975 kg 8763 lb 26505 kg 58437 lb</p> <p>16" W x 9" H WHITE ON CLEAR</p> | <p>MODEL 2404-6137 STRIPING DECAL FOR HIGH CUBE CONTAINERS</p>  <p>42" W x 2-3/8" H BLACK & YELLOW DIAGONALLY STRIPED</p> | <p>MODEL 2404-6246-0 THROUGH MODEL 2404-6246-9 SINGLE-DIGIT DECALS</p> <p>0 - 9</p> <p>2" H BLACK ON WHITE</p> |
| <p>MODEL 2404-6249-0 THROUGH MODEL 2404-6249-9 SINGLE-DIGIT DECALS</p> <p>0 - 9</p> <p>4" H BLACK ON WHITE</p> | <p>MODEL 2404-6131-0 THROUGH MODEL 2404-6131-9 SINGLE-DIGIT DECALS</p> <p>0 - 9</p> <p>4" H WHITE ON CLEAR</p> | <p>MODEL 2404-6281-0 THROUGH MODEL 2404-6281-9 SINGLE-DIGIT DECALS</p> <p>0 - 9</p> <p>4" H BLACK ON CLEAR</p> |

2404



CONTAINER DECALS

DOMCON, ISO & REEFER CONTAINERS

| | | |
|--|--|--|
| <p>MODEL 2404-6250-0 THROUGH MODEL 2404-6250-9 SINGLE-DIGIT DECALS</p> <p>0 - 9</p> <p>6" H BLACK ON WHITE</p> | <p>MODEL 2404-6246-A THROUGH MODEL 2404-6246-Z SINGLE-LETTER DECALS</p> <p>A - Z</p> <p>2" H BLACK ON WHITE</p> | <p>MODEL 2404-6249-A THROUGH MODEL 2404-6249-Z SINGLE-LETTER DECALS</p> <p>A - Z</p> <p>4" H BLACK ON WHITE</p> |
| <p>MODEL 2404-6132-A THROUGH MODEL 2404-6132-Z SINGLE-LETTER DECALS</p> <p>A - Z</p> <p>4" H WHITE ON CLEAR</p> | <p>MODEL 2404-6282-A THROUGH MODEL 2404-6282-Z SINGLE-LETTER DECALS</p> <p>A - Z</p> <p>4" H BLACK ON CLEAR</p> | <p>MODEL 2404-6250-A THROUGH MODEL 2404-6250-Z SINGLE-LETTER DECALS</p> <p>A - Z</p> <p>6" H BLACK ON WHITE</p> |
| | | |
| | | |

2404



TABLE OF CONTENTS ELECTRICAL PRODUCTS **2600**

PAGE NUMBERS

2601-1 to -2 REEFER POWER SUPPLIES: ASSEMBLIES, CABLES, CONNECTORS AND PLUGS

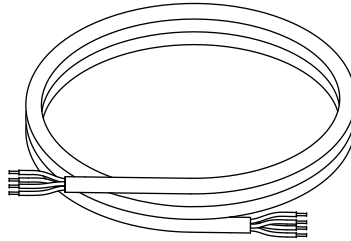
2600





REEFER POWER SUPPLIES

REEFER CONTAINERS



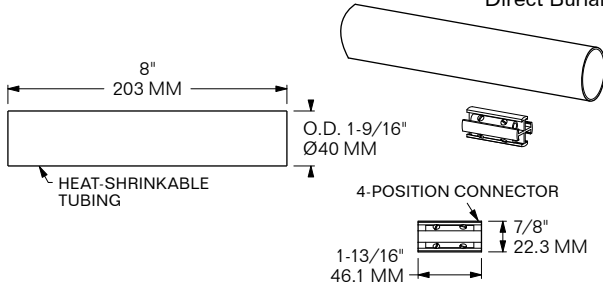
| MODEL | COLOR | SIZE | WEIGHT PER FOOT | AMP | TYPE | LENGTH |
|--------------------|--------|--|--------------------|-----------------------|--------|------------------|
| 2601-2703-Y | YELLOW | 8/4 (8 AWG Stranded Wire / 4 Conductors) | 0.38 LBS / 0.17 Kg | 35 MAX. PER CONDUCTOR | SEOOW* | SOLD BY THE FOOT |

*600 V PORTABLE OIL- AND WATER-RESISTANT OUTDOOR FLEXIBLE POWER CABLE.

SPECIAL ORDER ONLY

MODEL 2601-6273

SPLICE KIT, UF CABLE
Direct Burial

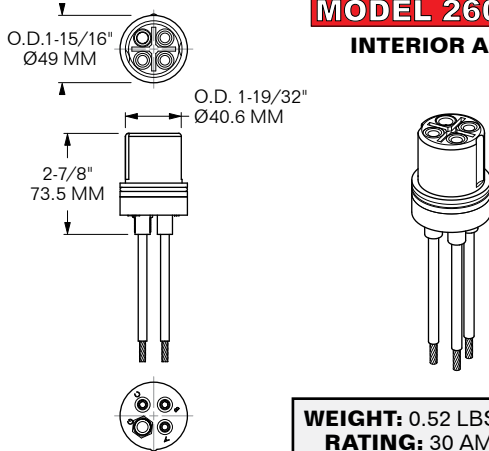


RATING: 14/3 TO 8/3 w/ GROUND, 600 V
MATERIAL: HEAT-SHRINKABLE TUBING
WEIGHT: 0.17 LBS / 0.08 Kg

2601

MODEL 2601-7415

INTERIOR ASSEMBLY
Female



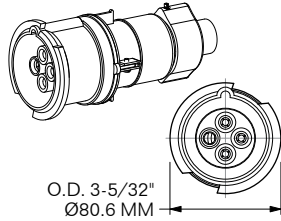


REEFER POWER SUPPLIES

REEFER CONTAINERS

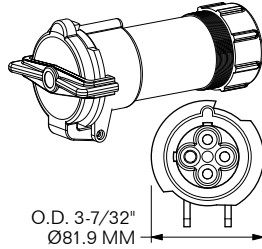
MODEL 2601-6270-NL

NO LID



O.D. 3-5/32"
Ø80.6 MM

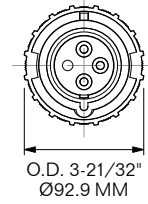
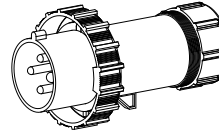
MODEL 2601-6270
FEMALE CONNECTOR



O.D. 3-7/32"
Ø81.9 MM

WORKS WITH: 2601-6274 MALE PLUG
HOUSING MATERIAL: POLYAMIDE w/ UV INHIBITORS
SLEEVE & TERMINAL SCREWS MATERIAL: BRASS
LOCKING CLIPS & SCREWS MATERIAL: STAINLESS STEEL
WEIGHT: 1.07 LBS / 0.48 Kg
RATING: 32 AMP, 440/480 V **REF. #:** 1900-01P

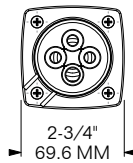
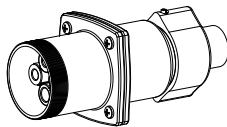
MODEL 2601-6274
MALE PLUG



O.D. 3-21/32"
Ø92.9 MM

WORKS WITH: 2601-6270 FEMALE CONNECTOR
HOUSING MATERIAL: POLYAMIDE w/ UV INHIBITORS
PINS & TERMINAL SCREWS MATERIAL: BRASS
LOCKING CLIPS & SCREWS MATERIAL: STAINLESS STEEL
WEIGHT: 0.89 LBS / 0.4 Kg
RATING: 32 AMP, 440/480 V **REF. #:** 1800-03P1A

MODEL 2601-7416
FEMALE CONNECTOR

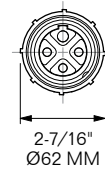
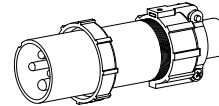


2-3/4"
69.6 MM

WORKS WITH: 2601-7417 MALE PLUG
HOUSING MATERIAL: POLYAMIDE w/ UV INHIBITORS
PINS & TERMINAL SCREWS MATERIAL: BRASS
WEIGHT: 0.66 LBS / 0.3 Kg **RATING:** 50 AMP, 250 V
REF. #: 1900-04P

SPECIAL ORDER ONLY

MODEL 2601-7417
MALE PLUG

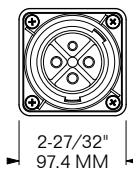
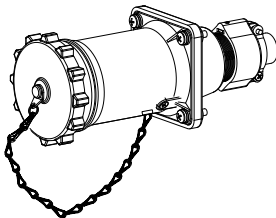


2-7/16"
Ø62 MM

WORKS WITH: 2601-7416 FEMALE CONNECTOR
HOUSING MATERIAL: POLYAMIDE w/ UV INHIBITORS
PINS & TERMINAL SCREWS MATERIAL: BRASS
WEIGHT: 0.68 LBS / 0.31 Kg **RATING:** 50 AMP, 250 V
REF. #: 1800-06P

SPECIAL ORDER ONLY

MODEL 2601-7418
FEMALE CONNECTOR

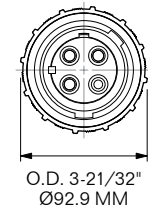
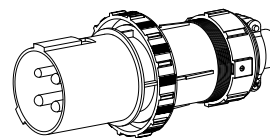


2-27/32"
97.4 MM

WORKS WITH: 2601-7419 MALE PLUG
HOUSING MATERIAL: POLYAMIDE w/ UV INHIBITORS
PINS & TERMINAL SCREWS MATERIAL: BRASS
LOCKING CLIPS & SCREWS MATERIAL: STAINLESS STEEL
WEIGHT: 1.97 LBS / 0.89 Kg
RATING: 60 AMP, 240 V **REF. #:** 1900-02P

SPECIAL ORDER ONLY

MODEL 2601-7419
MALE PLUG



O.D. 3-21/32"
Ø92.9 MM

WORKS WITH: 2601-7418 FEMALE CONNECTOR
HOUSING MATERIAL: POLYAMIDE w/ UV INHIBITORS
PINS & TERMINAL SCREWS MATERIAL: BRASS
LOCKING CLIPS & SCREWS MATERIAL: STAINLESS STEEL
WEIGHT: 1.18 LBS / 0.53 Kg
RATING: 60 AMP, 240 V **REF. #:** 1800-04P

2601



TABLE OF CONTENTS

CARGO CONTROL **2900**

PAGE NUMBERS

| | |
|---------------------|---|
| 2901-1 | SHORT LINK CHAIN ASSEMBLIES |
| 2901-2 | CLEVIS GRAB HOOKS |
| 2901-3 | CHAIN TIE-DOWNS (Load Binders) |
| 2902-1 to -2 | D-RINGS w/ STRAPS (Standard, Bent & Marine type) |
| 2902-3 | CHAIN TIE-DOWN ANCHORS |
| 2903-1 to -2 | WEB WINCHES |
| 2903-2 | WINCH RAILS |
| 2903-3 | WINCH BARS |
| 2904-1 | WINCH STRAPS (3" & 4") |
| 2904-2 to -3 | CORNER & WEBBING PROTECTORS |
| 2905-1 to -5 | RATCHET STRAP ASSEMBLIES (2" – 4") |
| 2905-7 | CAM BUCKLE STRAPS |
| 2906-1 | LOGISTIC TRACK COMPONENTS: LASHING PLATE |
| 2907-1 to -3 | LOGISTIC STRAPS: <ul style="list-style-type: none">» Cam Buckle» Ratchet Type» Rope Tie-Off |
| 2908-4 | BRACING LUMBER BRACKETS |
| 2909-4 | EYELET CLIP (for Reefer T-Floor) |
| 2910-1 to -2 | DUNNAGE BAGS (Polypropylene & Paper) |
| 2910-3 to -4 | DUNNAGE BAGS (Kraft Paper) |

2900



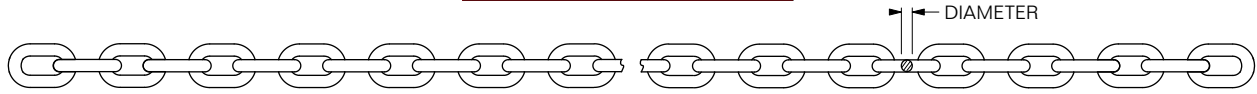


CHAIN ASSEMBLIES

SHORT LINK CHAIN

ISO FLATRACK, FLATBED & AUTO TRAILERS

SHORT LINK CHAIN



ALL CHAIN PER NACM96 SPECIFICATIONS (NOT FOR LIFTING)
OTHER SIZES AVAILABLE AS SPECIAL ORDER.

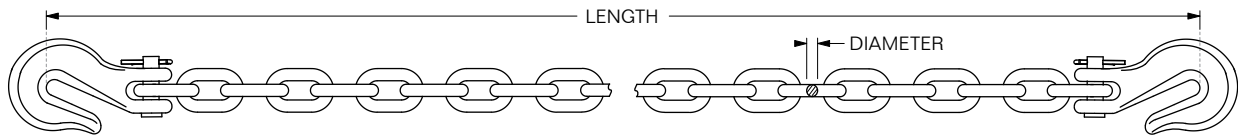
MBS IS:
3 x WLL FOR GRADE 43
4 x WLL FOR GRADE 70 & 80

| MODEL | CHAIN DIA | GRADE | FINISH | WORKING LOAD LIMIT | WEIGHT PER FT | FT PER DRUM |
|-----------------------|-----------|---------------------|-------------|--------------------|--------------------|-------------|
| 2901-5/16GR70NACM96 | 5/16" | GRADE 70 TRANSPORT | YELLOW ZINC | 4,700 LBS | 1.15 LBS / 0.52 Kg | 450' |
| 2901-3/8GR43NACM96 | 3/8" | GRADE 43 HIGH TEST | SELF-COLOR | 5,400 LBS | 1.40 LBS / 0.64 Kg | 400' |
| 2901-3/8GR70NACM96 | 3/8" | GRADE 70 TRANSPORT | YELLOW ZINC | 6,600 LBS | 1.43 LBS / 0.65 Kg | 400' |
| 2901-1/2GR70NACM96 | 1/2" | GRADE 70 TRANSPORT | YELLOW ZINC | 11,300 LBS | 2.64 LBS / 1.20 Kg | 200' |
| 2901-1/2GR80ASTM-A391 | 1/2" | GRADE 80, ALLOY, HS | BLACK | 12,000 LBS | 2.50 LBS / 1.13 Kg | 200' |
| 2901-5/8GR43NACM96 | 5/8" | GRADE 43 HIGH TEST | SELF-COLOR | 13,000 LBS | 3.57 LBS / 1.62 Kg | 150' |
| 2901-5/8GR80 | 5/8" | GRADE 80, ALLOY | COLD ZINC | 18,100 LBS | 3.75 LBS / 1.70 Kg | 150' |

2901

CHAIN ASSEMBLIES

CHAIN ASSEMBLY LENGTHS MEASURED FROM INSIDE THE HOOKS AS SHOWN



ALL CHAIN PER NACM96 SPECIFICATIONS (NOT FOR LIFTING)
CLEVIS GRAB HOOKS ARE STANDARD ON CHAIN ASSEMBLIES.
EYE HOOKS AVAILABLE AS SPECIAL ORDER.

MBS IS:
3 x WLL FOR GRADE 43
4 x WLL FOR GRADE 70

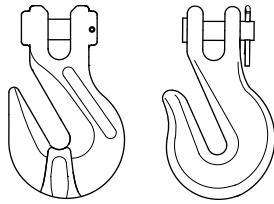
| MODEL | CHAIN DIA | GRADE | FINISH | LENGTH | WORKING LOAD LIMIT | WEIGHT PER PC | PCS PER DRUM |
|--------------------|-----------|--------------------|-------------|--------|--------------------|---------------------|--------------|
| 2901-5/16X20HHGR70 | 5/16" | GRADE 70 TRANSPORT | YELLOW ZINC | 20' | 4,700 LBS | 20.5 LBS / 9.3 Kg | 25 PCS |
| 2901-5/16X25HHGR70 | 5/16" | GRADE 70 TRANSPORT | YELLOW ZINC | 25' | 4,700 LBS | 28.7 LBS / 13.0 Kg | 25 PCS |
| 2901-3/8X20HHGR43 | 3/8" | GRADE 43 HIGH TEST | SELF-COLOR | 20' | 5,400 LBS | 33.0 LBS / 14.9 Kg | 25 PCS |
| 2901-3/8X20HHGR70 | 3/8" | GRADE 70 TRANSPORT | YELLOW ZINC | 20' | 6,600 LBS | 31.3 LBS / 14.2 Kg | 25 PCS |
| 2901-1/2X20HHGR70 | 1/2" | GRADE 70 TRANSPORT | YELLOW ZINC | 20' | 11,300 LBS | 57.0 LBS / 25.9 Kg | 10 PCS |
| 2901-1/2X50HHGR70 | 1/2" | GRADE 70 TRANSPORT | YELLOW ZINC | 50' | 11,300 LBS | 122.3 LBS / 55.5 Kg | 4 PCS |



CHAIN ASSEMBLIES

CLEVIS GRAB HOOKS

ISO FLATRACKS & TRAILERS: AUTO / FLATBED



CLEVIS GRAB HOOKS

MBS is:
3 x WLL for GRADE 43
4 x WLL for GRADE 70 & 80

| MODEL | FOR CHAIN DIAMETER | GRADE | FINISH | WORKING LOAD LIMIT (WLL) | WEIGHT (per item) |
|-------------------|--------------------|--------------------|-------------|--------------------------|--------------------|
| 2901-5/16GHGR70 | 5/16" | GRADE 70 TRANSPORT | YELLOW ZINC | 4,700 LBS | 0.75 LBS / 0.34 Kg |
| 2901-3/8GHGR43 | 3/8" | GRADE 43 HIGH-TEST | SELF-COLOR | 5,400 LBS | 1.15 LBS / 0.52 Kg |
| 2901-3/8GHGR70 | 3/8" | GRADE 70 TRANSPORT | YELLOW ZINC | 6,600 LBS | 1.1 LBS / 0.5 Kg |
| 2901-3/8GHGR80-CC | 3/8" | GRADE 80 CRADLE | PAINTED | 7,100 LBS | 1.65 LBS / 0.75 Kg |
| 2901-1/2GHGR70 | 1/2" | GRADE 70 TRANSPORT | YELLOW ZINC | 11,300 LBS | 2.4 LBS / 1.09 Kg |
| 2901-1/2GHGR80-CC | 1/2" | GRADE 80 CRADLE | PAINTED | 12,000 LBS | 3.3 LBS / 1.5 Kg |
| 2901-5/8GHGR43 | 5/8" | GRADE 43 HIGH-TEST | SELF-COLOR | 13,000 LBS | 4.2 LBS / 1.9 Kg |
| 2901-5/8GHGR80 | 5/8" | GRADE 80 | ZINC-PLATED | 18,100 LBS | 5.7 LBS / 2.58 Kg |

2901





CHAIN TIE-DOWNS

LOAD BINDERS

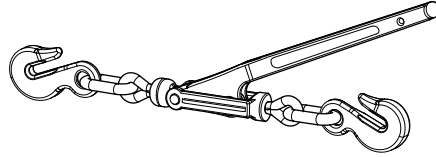
ISO FLATRACKS & TRAILERS: AUTO / FLATBED

MODEL 2901-1420

MODEL 2901-1424

LEVER LOAD BINDERS

GRAB HOOKS
ON EACH END →



| MODEL | CHAIN SIZE | FEATURES | WORKING LOAD LIMIT (WLL) | MINIMUM BREAK STRENGTH (MBS) | WEIGHT |
|------------------|------------------------|--------------|--------------------------|------------------------------|---------------------|
| 2901-1420 | 5/16" GR70 – 3/8" GR43 | FULLY FORGED | 5,400 LBS / 2,449 Kg | 18,800 LBS / 8,527 Kg | 7.85 LBS / 3.56 Kg |
| 2901-1424 | 3/8" GR70 – 1/2" GR43 | FULLY FORGED | 9,200 LBS / 4,173 Kg | 27,600 LBS / 12,519 Kg | 12.85 LBS / 5.83 Kg |

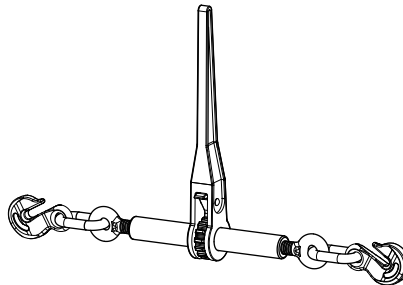
MODEL 2901-1429

MODEL 2901-1430

MODEL 2901-1431

RATCHET LOAD BINDERS

GRAB HOOKS
ON EACH END →



| MODEL | CHAIN SIZE | WORKING LOAD LIMIT (WLL) | MINIMUM BREAK STRENGTH (MBS) | WEIGHT | HANDLE | BARREL | TAKE-UP |
|------------------|------------------------|--------------------------|------------------------------|---------------------|--------|--------|---------|
| 2901-1429 | 5/16" GR70 – 3/8" GR43 | 5,400 LBS / 2,450 Kg | 18,800 LBS / 8,527 Kg | 10.4 LBS / 4.7 Kg | 14" | 10" | 8" |
| 2901-1430 | 3/8" GR70 – 1/2" GR43 | 9,200 LBS / 4,173 Kg | 27,600 LBS / 12,519 Kg | 11.78 LBS / 5.34 Kg | 14" | 10" | 8" |
| 2901-1431 | 1/2" GR70 – 5/8" GR43 | 13,000 LBS / 5,897 Kg | 45,200 LBS / 20,502 Kg | 15.35 LBS / 6.96 Kg | 14" | 10" | 8" |

2901

BUFFERS USA INC

"The Intermodal Hardware Specialists"

2901-3



904-696-0010

E-mail: sales@buffersusa.com



D-RINGS w/ STRAPS

ISO FLATRACK, FLATBED & AUTO TRAILERS

FINISH:
SC – SELF-COLOR
HDG – HOT-DIP GALVANIZED
PR – PRIMER

STANDARD-TYPE D-RINGS

NOTE: D-Ring strength for tie-down purposes only. **NOT FOR LIFTING.**

| MODEL | DESC. | FINISH | WEIGHT | SWL | MBS | D-RING DIMENSIONS | | | STRAP DIMENSIONS | | | |
|-----------------|--------|--------|---------------------|------------------------|-------------------------|-------------------|----------|-------|------------------|----------|---------|-------|
| | | | | | | A | B | C | D | E | F | G |
| 2902-6367-1-SC | D-RING | SC | 0.62 LBS 0.28 Kg | 3,333 LBS 1,512 Kg | 10,000 LBS 4,536 Kg | 2-7/16" | 2-7/16" | 3/8" | 1-1/2" | 3/4" | 1-1/2" | 1/4" |
| 2902-6367-2-SC | STRAP | SC | 0.2 LBS 0.09 Kg | | | 62.4 MM | 62.6 MM | 10 MM | 38 MM | 19 MM | 38 MM | 6 MM |
| 2902-7576-1-SC | D-RING | SC | 1.3 LBS 0.59 Kg | 6,333 LBS 2,873 Kg | 19,000 LBS 8,618 Kg | 4-1/4" | 4-1/4" | 5/8" | 2-1/2" | 1-3/16" | 1-3/4" | 3/8" |
| 2902-7576-2-SC | STRAP | SC | 0.75 LBS 0.34 Kg | | | 108.2 MM | 108.2 MM | 16 MM | 63.5 MM | 30 MM | 44.5 MM | 9 MM |
| 2902-6490-1-PR | D-RING | PR | 1.64 LBS 0.74 Kg | 9,000 LBS 4,082 Kg | 27,000 LBS 12,247 Kg | 4-1/2" | 4-1/2" | 3/4" | 2-11/16" | 1-3/8" | 1-7/8" | 3/8" |
| 2902-6490-2-PR | STRAP | PR | 0.94 LBS 0.43 Kg | | | 114.2 MM | 114.2 MM | 19 MM | 68 MM | 34 MM | 47 MM | 9 MM |
| 2902-7399-1-HDG | D-RING | HDG | 1.97 LBS 0.89 Kg | 14,000 LBS 6,350 Kg | 42,000 LBS 19,050 Kg | 5" | 5" | 3/4" | 3-1/8" | 1-3/8" | 1-7/8" | 3/8" |
| 2902-7399-1-SC | D-RING | SC | 1.97 LBS 0.89 Kg | | | | | | | | | |
| 2902-7399-2-SC | STRAP | SC | 0.89 LBS 0.4 Kg | | | | | | | | | |
| 2902-7593-1-SC | D-RING | SC | 3.06 LBS 1.39 Kg | 15,667 LBS 7,106 Kg | 47,000 LBS 21,319 Kg | 5" | 5" | 1" | 2-9/16" | 1-11/16" | 2-1/4" | 7/16" |
| 2902-1578-2-SC | STRAP | SC | 1.2 LBS 0.54 Kg | | | | | | | | | |
| 2902-1578-1-HDG | D-RING | HDG | 3.25 LBS 1.47 Kg | 15,667 LBS 7,106 Kg | 47,000 LBS 21,319 Kg | 5" | 6" | 1" | 2-9/16" | 1-11/16" | 2-1/4" | 7/16" |
| 2902-1578-1-SC | D-RING | SC | 3.7 LBS 1.68 Kg | | | | | | | | | |
| 2902-1578-2-HDG | STRAP | HDG | 1.2 LBS 0.54 Kg | | | | | | | | | |
| 2902-1578-2-SC | STRAP | SC | 1.2 LBS 0.54 Kg | | | | | | | | | |

2902

FINISH:
SC – SELF-COLOR
ZP – ZINC-PLATED

STANDARD-TYPE D-RINGS

NOTE: D-Ring strength for tie-down purposes only. **NOT FOR LIFTING.**

*D-Ring shown w/ 2902-7669 Bolt-On Strap

| MODEL | DESC. | FINISH | WEIGHT | SWL | MBS | D-RING DIMENSIONS | | | STRAP DIMENSIONS | | | |
|----------------|--------|--------|---------------------|-----------------------|------------------------|-------------------|---------|---------|------------------|---------|---------|------|
| | | | | | | A | B | C | D | E | F | G |
| 2902-7668-1-ZP | D-RING | ZP | 0.64 LBS 0.29 Kg | 3,333 LBS 1,512 Kg | 10,000 LBS 4,536 Kg | 3-1/4" | 3-1/2" | 1/2" | 1-5/8" | 7/8" | 1-1/16" | 1/4" |
| 2902-7668-2-SC | STRAP | SC | 0.25 LBS 0.11 Kg | | | | | | | | | |
| 2902-7669 | STRAP | ZP | 0.4 LBS 0.18 Kg | 4,100 LBS 1,859 Kg | 12,300 LBS 5,579 Kg | 82.5 MM | 88.9 MM | 12.7 MM | 45 MM | 22.7 MM | 27 MM | 7 MM |
| 2902-8477-1-SC | D-RING | SC | 0.55 LBS 0.25 Kg | | | | | | | | | |
| 2902-8477-1-ZP | D-RING | ZP | 0.55 LBS 0.25 Kg | | | | | | | | | |
| 2902-8477-2-SC | STRAP | SC | 0.35 LBS 0.16 Kg | | | | | | | | | |



D-RINGS w/ STRAPS

ISO FLATRACK, FLATBED & AUTO TRAILERS

FINISH:
SC – SELF-COLOR
HDG – HOT-DIP GALVANIZED
PR – PRIMER

BENT-TYPE D-RINGS
NOTE: D-Ring strength for tie-down purposes only. **NOT FOR LIFTING.**

| MODEL | DESC. | FINISH | WEIGHT | SWL | MBS | D-RING DIMENSIONS | | | STRAP DIMENSIONS | | | |
|-----------------|--------|--------|---------------------|------------------------|-------------------------|-------------------|--------|---------|------------------|----------|---------|-------|
| | | | | | | A | B | C | D | E | F | G |
| 2902-7614-1-HDG | D-RING | HDG | 3.54 LBS 1.61 Kg | 15,000 LBS 6,803 Kg | 45,000 LBS 20,411 Kg | 5" | 5-1/2" | 1" | 2-9/16" | 1-11/16" | 2-7/32" | 7/16" |
| 2902-1578-2-HDG | STRAP | HDG | 1.20 LBS 0.54 Kg | | | 127 MM | 140 MM | 25.4 MM | 65 MM | 43 MM | 56 MM | 11 MM |
| 2902-1756-1-HDG | D-RING | HDG | 3.64 LBS 1.65 Kg | 15,667 LBS 7,106 Kg | 47,000 LBS 21,318 Kg | 5" | 6" | 1" | 2-9/16" | 1-11/16" | 2-7/32" | 7/16" |
| 2902-1756-1-SC | D-RING | SC | 3.69 LBS 1.67 Kg | | | | | | | | | |
| 2902-1578-2-HDG | STRAP | HDG | 1.20 LBS 0.54 Kg | | | | | | | | | |
| 2902-1578-2-SC | STRAP | SC | 1.20 LBS 0.54 Kg | | | | | | | | | |

FINISH:
SC – SELF-COLOR
HDG – HOT-DIP GALVANIZED
PR – PRIMER

MARINE-TYPE D-RINGS
NOTE: D-Ring strength for tie-down purposes only. **NOT FOR LIFTING.**

| MODEL | DESC. | FINISH | WEIGHT | SWL | MBS | D-RING DIMENSIONS | | | STRAP DIMENSIONS | | | |
|-----------------|--------|--------|---------------------|------------------------|-------------------------|-------------------|----------|---------|------------------|----------|----------|-------|
| | | | | | | A | B | C | D | E | F | G |
| 2902-1160-1-SC | D-RING | SC | 0.75 LBS 0.34 Kg | 907 Kg 2,000 LBS | 2,722 Kg 6,000 LBS | 4-3/4" | 2-15/16" | 9/16" | 3-7/16" | 1" | 1-1/4" | 1/4" |
| 2902-1160-2-HDG | STRAP | HDG | 0.50 LBS 0.23 Kg | | | | | | | | | |
| 2902-1160-2-SC | STRAP | SC | 0.50 LBS 0.23 Kg | | | | | | | | | |
| 5012-1854-1-HDG | D-RING | HDG | 5.70 LBS 2.59 Kg | 20.5 M.TON | 41 M.TON | 8-7/8" | 5-7/16" | 1" | 4-15/16" | 1-13/16" | 2-11/16" | 1/2" |
| 5012-1854-2-HDG | STRAP | HDG | 2.92 LBS 1.32 Kg | 45,195 LBS | 90,390 LBS | 225 MM | 138 MM | 25.4 MM | 126 MM | 45.8 MM | 68.7 MM | 12 MM |
| 3701-2526-1-PR | D-RING | PR | 5.70 LBS 2.58 Kg | 25 M.TON 55,115 LBS | 50 M.TON 110,230 LBS | 8-3/4" | 5-11/16" | 1" | 4-1/2" | 2" | 2-3/8" | 9/16" |
| 3701-2526-1-SC | D-RING | SC | 5.67 LBS 2.57 Kg | | | | | | | | | |
| 3701-2526-2-PR | STRAP | PR | 2.77 LBS 1.26 Kg | | | | | | | | | |
| 3701-2526-2-SC | STRAP | SC | 2.77 LBS 1.26 Kg | | | | | | | | | |
| 5012-7092-1-PR | D-RING | PR | 7.75 LBS 3.52 Kg | 25 M.TON 55,115 LBS | 50 M.TON 110,230 LBS | 9-7/16" | 5-15/16" | 1-1/4" | 5-1/2" | 2" | 2-7/8" | 9/16" |
| 5012-7092-1-HDG | D-RING | HDG | 7.93 LBS 3.60 Kg | | | | | | | | | |
| 5012-7092-2-PR | STRAP | PR | 3.32 LBS 1.50 Kg | | | | | | | | | |
| 5012-7092-2-HDG | STRAP | HDG | 3.05 LBS 1.38 Kg | | | | | | | | | |

2902



D-RINGS, CARGO CONTROL FLOOR CHAIN TIE-DOWNS ISO FLATRACK, FLATBED & AUTO TRAILERS

3701-1177 D-RING
MATERIAL: FORGED STEEL **FINISH:** SELF-COLOR
WEIGHT: 0.77 LBS / 0.35 Kg

D-RING MODEL 3701-1177
STRAP MODEL 2902-1160-2

2902-1160-2-SC or -HDG STRAP
MATERIAL: FORGED STEEL **FINISH:** SELF-COLOR or HDG
WEIGHT: 0.54 LBS / 0.24 Kg

2902

MODEL 3701-7577-KIT
CHAIN TIE-DOWN ANCHOR

FUNCTIONAL AT MIN. 45° TO EITHER SIDE OF VERTICAL CENTER.

FUNCTIONAL AT MIN. 90° FROM VERTICAL CENTER TOWARD CARGO AREA.

SWL: 5,000 LBS / 2,268 Kg
MBS: 15,000 LBS / 6,804 Kg

WEIGHT: 2.04 LBS / 0.93 Kg

MODEL 2902-2778
CHAIN TIE-DOWN ANCHOR

FINISH: HDG
WEIGHT: 5.87 LBS / 2.66 Kg


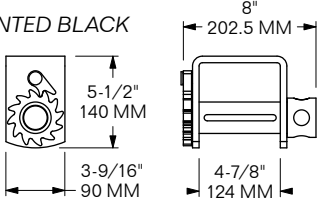

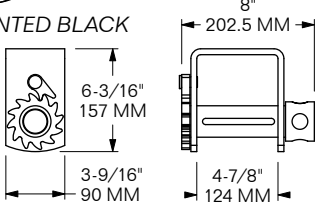

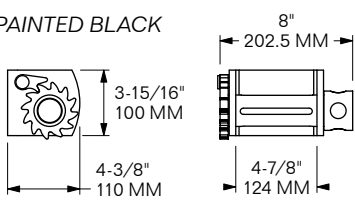

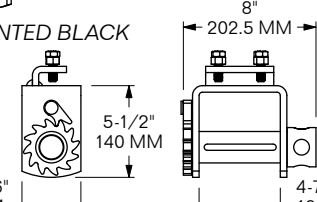

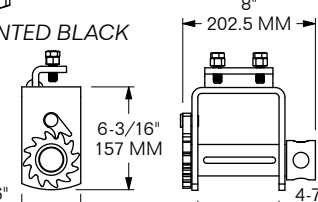
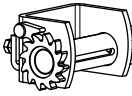
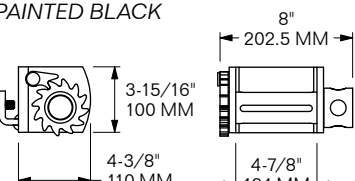

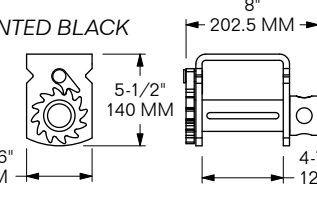

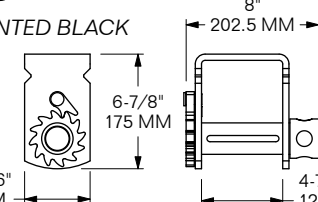

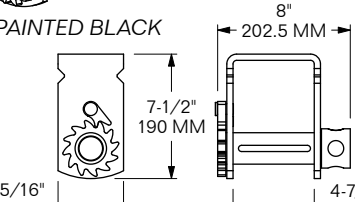
WORKING LOAD LIMIT (WLL): 5,400 LBS / 2,449 Kg

STAINLESS STEEL COVER PLATE, ALLOY STEEL CLEVIS PINS (2 PCS), STAINLESS STEEL COTTER PINS (2 PCS), 3/8" (10 MM) ALLOY STEEL GR 70 CHAIN



WEB WINCHES

ISO FLATRACK, FLATBED & AUTO TRAILERS

| | | |
|---|--|---|
| <p>MODEL 2903-2691</p> <p>WELD-ON Standard</p>  <p>PAINTED BLACK</p>  <p>8" 202.5 MM 5-1/2" 140 MM 3-9/16" 90 MM 4-7/8" 124 MM</p> | <p>MODEL 2903-2692</p> <p>SPECIAL ORDER ONLY WELD-ON Storage</p>  <p>PAINTED BLACK</p>  <p>8" 202.5 MM 6-3/16" 157 MM 3-9/16" 90 MM 4-7/8" 124 MM</p> | <p>MODEL 2903-2693</p> <p>WELD-ON Side Mount</p>  <p>PAINTED BLACK</p>  <p>8" 202.5 MM 3-15/16" 100 MM 4-3/8" 110 MM 4-7/8" 124 MM</p> |
| <p>SUB FOR: ANCRA 43563-10, KINEDYNE 1820, MULTIPRENS 1160 WEIGHT: 8.3 LBS / 3.8 Kg</p> | <p>SUB FOR: ANCRA 43573-10, KINEDYNE 1820S WEIGHT: 8.9 LBS / 4 Kg</p> | <p>SUB FOR: ANCRA 43579-20, KINEDYNE 7820, MULTIPRENS 1165 WEIGHT: 7.5 LBS / 3.4 Kg</p> |
| <p>MODEL 2903-2694</p> <p>BOLT-ON Standard</p>  <p>PAINTED BLACK</p>  <p>8" 202.5 MM 5-1/2" 140 MM 3-9/16" 90 MM 4-7/8" 124 MM</p> | <p>MODEL 2903-2695</p> <p>BOLT-ON Storage</p>  <p>PAINTED BLACK</p>  <p>8" 202.5 MM 6-3/16" 157 MM 3-9/16" 90 MM 4-7/8" 124 MM</p> | <p>MODEL 2903-2696</p> <p>BOLT-ON Side Mount</p>  <p>PAINTED BLACK</p>  <p>8" 202.5 MM 3-15/16" 100 MM 4-3/8" 110 MM 4-7/8" 124 MM</p> |
| <p>SUB FOR: ANCRA 43564-14, KINEDYNE 1820 P2, MULTIPRENS 1660 WEIGHT: 9 LBS / 4.1 Kg</p> | <p>SUB FOR: ANCRA 43564-12 WEIGHT: 9.95 LBS / 4.51 Kg</p> | <p>SUB FOR: ANCRA 43564-16, KINEDYNE 7820 P2, MULTIPRENS 1665 WEIGHT: 9.3 LBS / 4.2 Kg</p> |
| <p>MODEL 2903-2697</p> <p>SLIDER Standard</p>  <p>PAINTED BLACK</p>  <p>8" 202.5 MM 5-1/2" 140 MM 3-15/16" 100 MM 4-7/8" 124 MM</p> | <p>MODEL 2903-2698</p> <p>SLIDER Storage</p>  <p>PAINTED BLACK</p>  <p>8" 202.5 MM 6-7/8" 175 MM 3-15/16" 100 MM 4-7/8" 124 MM</p> | <p>MODEL 2903-2699</p> <p>SLIDER Deep Storage</p>  <p>PAINTED BLACK</p>  <p>8" 202.5 MM 7-1/2" 190 MM 3-15/16" 100 MM 4-7/8" 124 MM</p> |
| <p>SUB FOR: ANCRA 43565-15, KINEDYNE 3820, MULTIPRENS 1760 WEIGHT: 8.2 LBS / 3.7 Kg</p> | <p>WEIGHT: 11 LBS / 5 Kg</p> | <p>SUB FOR: ANCRA 43565-12, KINEDYNE 5820, MULTIPRENS 1765 WEIGHT: 10.6 LBS / 4.8 Kg</p> |

2903

NOTE: FOR LOAD SECURING ONLY, **NOT FOR LIFTING.**
ALL WINCH AND STRAP ASSEMBLIES SHOULD BE INSPECTED FOR FRAYS, CUTS, OR DAMAGED HARDWARE BEFORE AND AFTER USING.

WORKING LOAD LIMIT (WLL): 5,000 LBS / 2,267 Kg
BREAK STRENGTH (BS): 15,000 LBS / 6,800 Kg
DESIGNED TO MEET OR EXCEED WSTDA T-3 STANDARD.

BUFFERS USA INC 
"The Intermodal Hardware Specialists"

2903-1

 **904-696-0010**
E-mail: sales@buffersusa.com



WEB WINCHES & WINCH RAILS

ISO FLATRACK, FLATBED & AUTO TRAILERS

| | | |
|--|---|--|
| <p>MODEL 2903-2798 WEB WINCH, LEG BRACKET for 4" webbing, Side Mount, Weld-on</p> <p>PAINTED BLACK</p> <p>4-15/16" / 125.6 MM 4-13/16" / 121.75 MM 7-15/16" / 201.5 MM 4-5/8" / 118.4 MM</p> | <p>RAIL FOR SLIDING WINCHES</p> <p>MODEL 2903-2471 LENGTH: 19-1/2" / 495.3 MM WEIGHT: 11.4 LBS / 5.2 Kg</p> | |
| <p>FITS: ISO FLATRACKS SUB FOR: ANCRA 41691-12, KINEDYNE 12004 WEIGHT: 8.1 LBS / 3.67 Kg</p> | <p>MATERIAL: FAB. STEEL FINISH: SELF-COLOR</p> | |
| <p>MODEL 2903-8665 WEB WINCH, SLIDER w/ Double-L Track Cutout for 4" webbing, Weld-on</p> <p>PAINTED BLACK</p> <p>3-15/16" / 100 MM 5-15/16" / 150 MM 3-7/16" / 87 MM 8" / 202.5 MM 4-7/8" / 124 MM 5/16" / 8 MM</p> | | |
| <p>FITS: MANAC SUB FOR: KINEDYNE 1020 WEIGHT: 8.7 LBS / 3.95 Kg</p> | | |
| | | |

2903

NOTE: FOR LOAD SECURING ONLY, **NOT FOR LIFTING.**
 ALL WINCH AND STRAP ASSEMBLIES SHOULD BE
 INSPECTED FOR FRAYS, CUTS, OR DAMAGED
 HARDWARE BEFORE AND AFTER USING.

WORKING LOAD LIMIT (WLL): 5,000 LBS / 2,267 Kg
BREAK STRENGTH (BS): 15,000 LBS / 6,800 Kg
 DESIGNED TO MEET OR EXCEED WSTDA T-3 STANDARD.



WINCH BARS


ISO FLATRACK, FLATBED & AUTO TRAILERS

MODEL 2903-6345-B

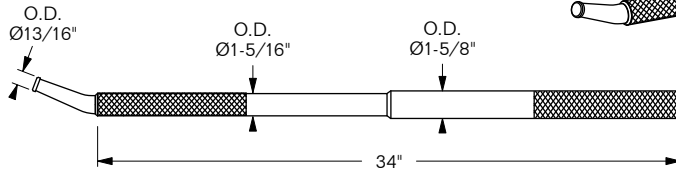
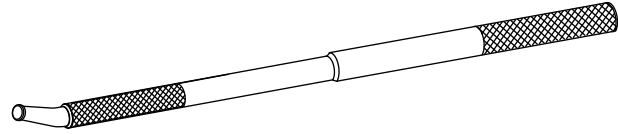
MODEL 2903-6345-C

COMBINATION

HIGH-STRENGTH TIP



KNURLED HANDLE GRIPS



AVAILABLE BLACK-PAINTED or CHROME-PLATED


SUB FOR: ANCRA 42313-19 CH,
42313-20 BL; KINEDYNE 37033 CH
MATERIAL: STEEL
FINISH: BLACK (B) or CHROME (C)
WEIGHT: 7.45 LBS / 3.38 Kg

2903



4" WINCH STRAPS

ISO FLATRACK, FLATBED & AUTO TRAILERS



FLAT HOOK

STANDARD

WORKING LOAD LIMIT (WLL): 5,000 LBS / 2,267 Kg
BREAK STRENGTH (BS): 15,000 LBS / 6,804 Kg

HEAVY DUTY (-HD)

WORKING LOAD LIMIT (WLL): 5,400 LBS / 2,450 Kg
BREAK STRENGTH (BS): 16,200 LBS / 7,350 Kg

SPECIAL ORDER ONLY

4" x 27' w/ FLAT HOOK MODEL 2904-2805

SUB FOR: ANCRA 43795-10-27P, KINEDYNE 422721, MULTIPRENS 2042-27

4" x 27' w/ FLAT HOOK MODEL 2904-2805-HD

4" x 30' w/ FLAT HOOK MODEL 2904-2806

4" x 30' w/ FLAT HOOK MODEL 2904-2806-HD

SUB FOR: ANCRA 43795-10-30P, KINEDYNE 423021, MULTIPRENS 2042-30


4" x 34' w/ FLAT HOOK MODEL 2904-6043

4" x 40' w/ FLAT HOOK MODEL 2904-6004-HD

SPECIAL ORDER ONLY 6005-HD & 6007

4" x 50' w/ FLAT HOOK MODEL 2904-6005-HD

4" x 73' w/ FLAT HOOK MODEL 2904-6007



DELTA RING

WORKING LOAD LIMIT (WLL): 5,400 LBS / 2,450 Kg
BREAK STRENGTH (BS): 16,200 LBS / 7,350 Kg

SPECIAL ORDER ONLY

SPECIAL ORDER ONLY

4" x 27' w/ DELTA RING MODEL 2904-2807

SUB FOR: ANCRA 43795-11-27P, KINEDYNE 422710, MULTIPRENS 2041-27

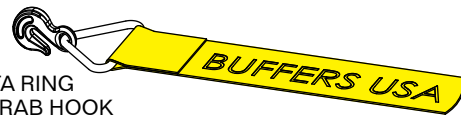
4" x 30' w/ DELTA RING MODEL 2904-2808

SUB FOR: ANCRA 43795-11-30P, KINEDYNE 423010, MULTIPRENS 2041-30

4" x 34' w/ DELTA RING MODEL 2904-2849

4" x 40' w/ DELTA RING (white strap) MODEL 2904-6425

4" x 73' w/ DELTA RING (white strap) MODEL 2904-6426



DELTA RING w/ GRAB HOOK


WORKING LOAD LIMIT (WLL): 5,400 LBS / 2,450 Kg
BREAK STRENGTH (BS): 16,200 LBS / 7,350 Kg

4" x 27' w/ GRAB HOOK MODEL 2904-2809

SUB FOR: ANCRA 43795-14-27P, KINEDYNE 422750, MULTIPRENS 2044-27

4" x 30' w/ GRAB HOOK MODEL 2904-2810

SUB FOR: ANCRA 43795-14-30P, KINEDYNE 423050, MULTIPRENS 2044-30



CHAIN ANCHOR

WORKING LOAD LIMIT (WLL): 5,400 LBS / 2,450 Kg
BREAK STRENGTH (BS): 16,200 LBS / 7,350 Kg

4" x 27' w/ CHAIN ANCHOR MODEL 2904-2811

SUB FOR: ANCRA 43795-15-27P, KINEDYNE 422740, MULTIPRENS 2043-27

4" x 30' w/ CHAIN ANCHOR MODEL 2904-2812

SUB FOR: ANCRA 43795-15-30P, KINEDYNE 423040, MULTIPRENS 2043-30



HALF-TWISTED SEWN LOOP

WORKING LOAD LIMIT (WLL): 5,000 LBS / 2,267 Kg
BREAK STRENGTH (BS): 16,200 LBS / 7,350 Kg

4" x 27' w/ SEWN LOOP MODEL 2904-2813

SUB FOR: ANCRA 43795-13-27, KINEDYNE 422730, MULTIPRENS 2040-27

4" x 30' w/ SEWN LOOP MODEL 2904-2814

SUB FOR: ANCRA 43795-13-30, KINEDYNE 423030, MULTIPRENS 2040-30



4" x 5' w/ FLAT CONTAINER HOOK FOR ROLL-OFF REFUSE CONTAINERS

WORKING LOAD LIMIT (WLL): 5,400 LBS / 2,450 Kg
BREAK STRENGTH (BS): 16,200 LBS / 7,350 Kg

SUB FOR: ANCRA 49526-10, KINEDYNE 15435

NOTE: FOR LOAD SECURING ONLY, NOT FOR LIFTING. ALL WINCH AND STRAP ASSEMBLIES SHOULD BE INSPECTED FOR FRAYS, CUTS, OR DAMAGED HARDWARE BEFORE AND AFTER USING. DESIGNED TO MEET OR EXCEED WSTDA T-1 STANDARD.



CORNER & WEBBING PROTECTORS

ISO FLATRACK, FLATBED & AUTO TRAILERS

MODEL 2904-6094
for up to 4"-wide Webbing

MATERIAL: PLASTIC **COLOR:** WHITE
WEIGHT: 0.16 LBS / 0.072 Kg

MODEL 2904-6095
HD DESIGN for up to 4"-wide Webbing

MATERIAL: PLASTIC **COLOR:** ORANGE
WEIGHT: 0.23 LBS / 0.105 Kg

MODEL 2904-6096
for 2"–4"-wide Webbing

MATERIAL: STEEL **FINISH:** ZINC-PLATED
WEIGHT: 1.2 LBS / 0.54 Kg

MODEL 2904-6098
COMBINED PROTECTION
for use w/ Chain

MATERIAL: STEEL **FINISH:** ZINC-PLATED
WEIGHT: 1.1 LBS / 0.5 Kg

MODEL 2904-6099
WEBBING PROTECTION ONLY
for 1"–4"-wide Webbing

MATERIAL: BLACK RUBBER **FINISH:** SELF-COLOR
WEIGHT: 0.68 LBS / 0.31 Kg

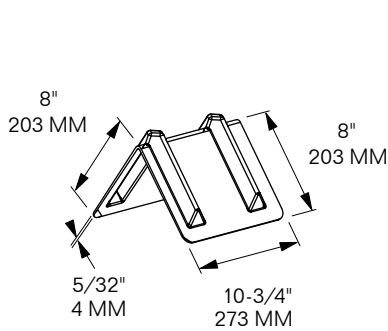
2904



CORNER PROTECTORS

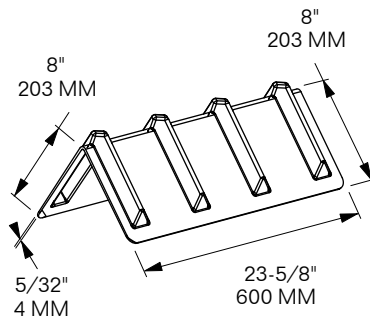
HDPE PLASTIC
ISO FLATRACK, FLATBED & AUTO TRAILERS

MODEL 2904-7175-11
STANDARD DUTY



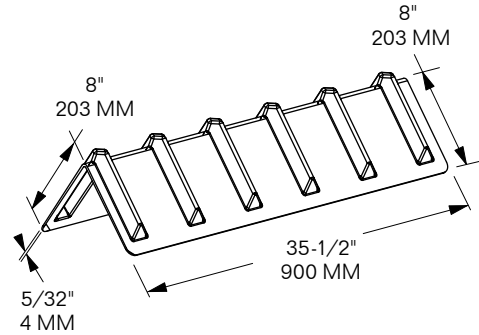
COLOR: BLUE
WEIGHT: 1 LB / 0.45 Kg
MATERIAL: HDPE

MODEL 2904-7175-24
STANDARD DUTY



COLOR: BLUE
WEIGHT: 2.12 LBS / 0.96 Kg
MATERIAL: HDPE

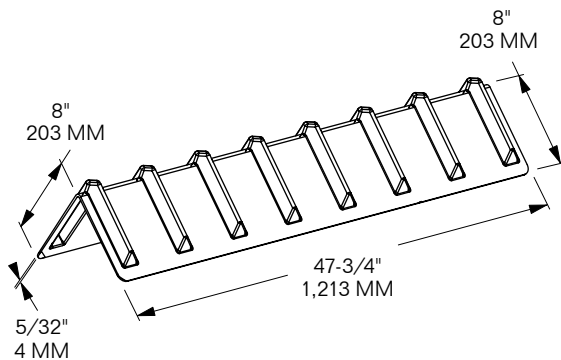
MODEL 2904-7175-36
STANDARD DUTY



COLOR: BLUE
WEIGHT: 3.38 LBS / 1.53 Kg
MATERIAL: HDPE

2904

MODEL 2904-7175-48
STANDARD DUTY

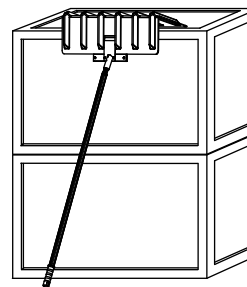


COLOR: BLUE
WEIGHT: 4.97 LBS / 2.25 Kg
MATERIAL: HDPE

MODEL 2904-6802
CORNER PROTECTOR PLACEMENT TOOL

MODEL 2904-6803
GRABBER HEAD

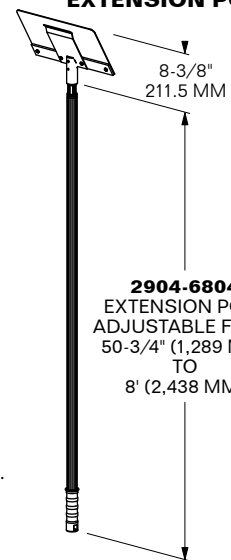
MODEL 2904-6804
EXTENSION POLE



SHOWN PLACING
CORNER PROTECTOR

2904-6802
PLACEMENT TOOL CONSISTS OF
2904-6803 GRABBER HEAD
AND **2904-6804** EXTENSION POLE.

2904-6803 AND **2904-6804**
ARE ALSO SOLD SEPARATELY.

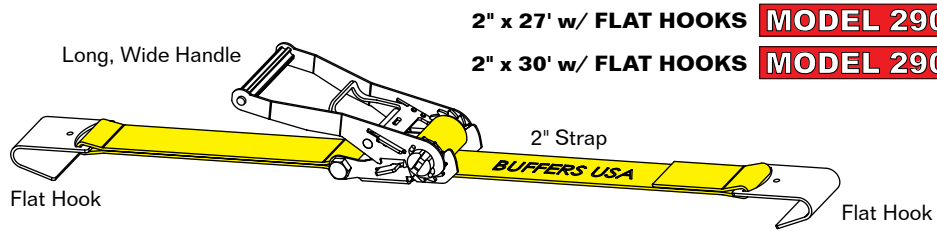


2904-6804
EXTENSION POLE
ADJUSTABLE FROM
50-3/4" (1,289 MM)
TO
8' (2,438 MM)



2" RATCHET STRAP ASSEMBLIES

w/ FLAT HOOKS, WIRE HOOKS & CHAIN ANCHORS
ISO FLATRACK, FLATBED & AUTO TRAILERS

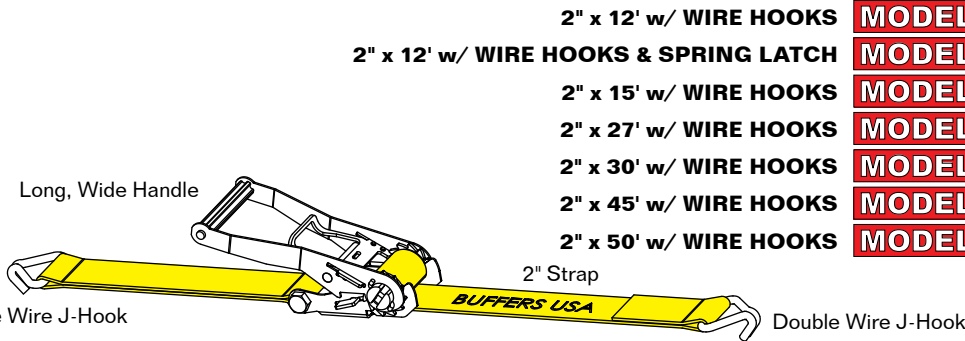


2" x 27' w/ FLAT HOOKS **MODEL 2905-6056**

2" x 30' w/ FLAT HOOKS **MODEL 2905-6057**

SUB 2905-6056 FOR: ANCRA 45982-10, KINEDYNE 512720, MULTIPRENS 5822-27
SUB 2905-6057 FOR: ANCRA 45982-11, KINEDYNE 513020, MULTIPRENS 5822-30

STRAP COLOR: YELLOW



2" x 12' w/ WIRE HOOKS **MODEL 2905-6002**

2" x 12' w/ WIRE HOOKS & SPRING LATCH **MODEL 2905-6002-SL**

2" x 15' w/ WIRE HOOKS **MODEL 2905-6003**

2" x 27' w/ WIRE HOOKS **MODEL 2905-6058**

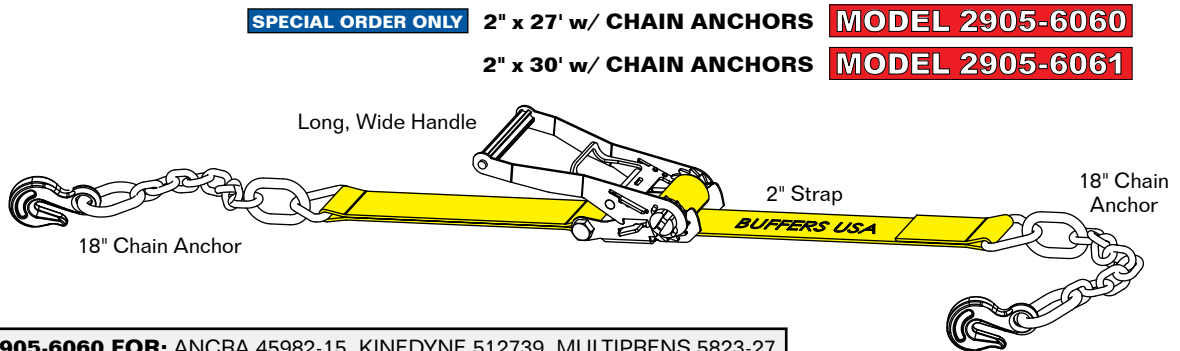
2" x 30' w/ WIRE HOOKS **MODEL 2905-6059**

2" x 45' w/ WIRE HOOKS **MODEL 2905-6260-45**

2" x 50' w/ WIRE HOOKS **MODEL 2905-6260**

SUB 2905-6058 FOR: ANCRA 45982-45, KINEDYNE 512784, MULTIPRENS 5826-27
SUB 2905-6059 FOR: ANCRA 45982-43, KINEDYNE 513084, MULTIPRENS 5826-30

2905



SPECIAL ORDER ONLY **2" x 27' w/ CHAIN ANCHORS** **MODEL 2905-6060**

2" x 30' w/ CHAIN ANCHORS **MODEL 2905-6061**

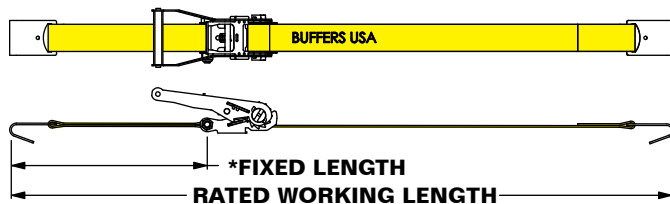
SUB 2905-6060 FOR: ANCRA 45982-15, KINEDYNE 512739, MULTIPRENS 5823-27
SUB 2905-6061 FOR: ANCRA 45982-34, KINEDYNE 513039, MULTIPRENS 5823-30

STRAP COLOR: YELLOW

WORKING LOAD LIMIT (WLL): 3,333 LBS / 1,511 Kg
BREAK STRENGTH (BS): 10,000 LBS / 4,535 Kg

NOTE:
FOR LOAD SECURING ONLY, NOT FOR LIFTING.
ALL RATCHET STRAP ASSEMBLIES SHOULD BE
INSPECTED FOR FRAYS, CUTS, OR DAMAGED
HARDWARE BEFORE AND AFTER USING.

DESIGNED TO MEET OR EXCEED WSTDA T-4 STANDARD.
COMPLIES WITH DOT AND CA HIGHWAY PATROL TITLE 13.



*FIXED LENGTH 18" EXCEPT
w/ CHAIN ANCHOR 33"



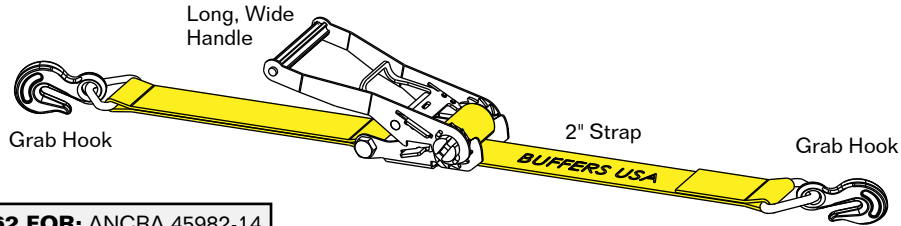
2" RATCHET STRAP ASSEMBLIES

w/ GRAB HOOKS, DELTA RINGS & SNAP HOOKS

ISO FLATRACK, FLATBED & AUTO TRAILERS

2" x 27' w/ GRAB HOOKS **MODEL 2905-6062**

SPECIAL ORDER ONLY 2" x 30' w/ GRAB HOOKS **MODEL 2905-6063**

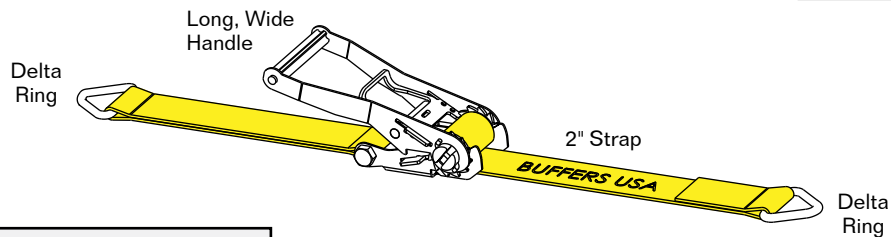


SUB 2905-6062 FOR: ANCRA 45982-14
SUB 2905-6063 FOR: ANCRA 45982-34

STRAP COLOR: YELLOW

SPECIAL ORDER ONLY 2" x 27' w/ DELTA RINGS **MODEL 2905-6064**

2" x 30' w/ DELTA RINGS **MODEL 2905-6065**

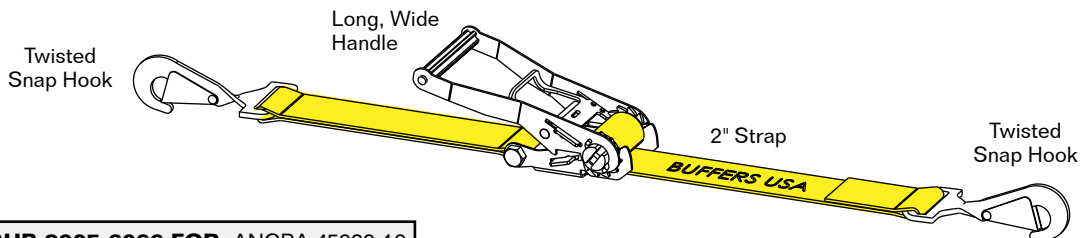


SUB 2905-6064 FOR: ANCRA 45982-16
SUB 2905-6065 FOR: ANCRA 45982-35

STRAP COLOR: YELLOW

SPECIAL ORDER ONLY 2" x 27' w/ SNAP HOOKS **MODEL 2905-6066**

2" x 30' w/ SNAP HOOKS **MODEL 2905-6067**



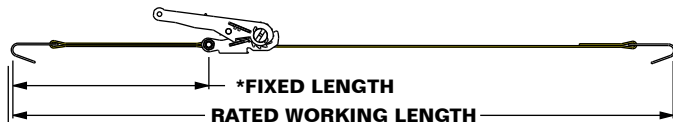
SUB 2905-6066 FOR: ANCRA 45982-19
SUB 2905-6067 FOR: ANCRA 45982-36

STRAP COLOR: YELLOW

WORKING LOAD LIMIT (WLL): 3,333 LBS / 1,511 Kg
BREAK STRENGTH (BS): 10,000 LBS / 4,535 Kg

NOTE:
 FOR LOAD SECURING ONLY, NOT FOR LIFTING.
 ALL RATCHET STRAP ASSEMBLIES SHOULD BE
 INSPECTED FOR FRAYS, CUTS, OR DAMAGED
 HARDWARE BEFORE AND AFTER USING.

DESIGNED TO MEET OR EXCEED WSTDA T-4 STANDARD.
 COMPLIES WITH DOT AND CA HIGHWAY PATROL TITLE 13.



*FIXED LENGTH 18" EXCEPT
 w/ CHAIN ANCHOR 33"

2905



3" RATCHET STRAP ASSEMBLIES

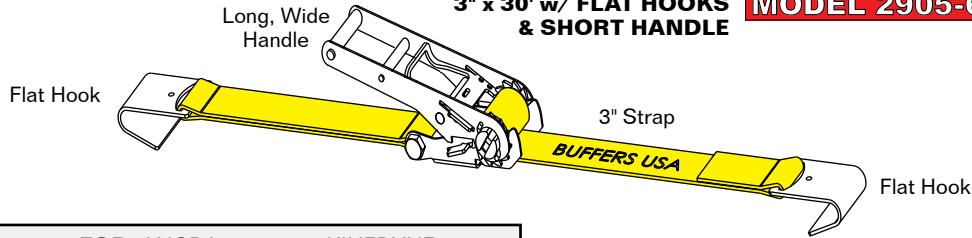
w/ FLAT HOOKS & CHAIN ANCHORS

ISO FLATRACK, FLATBED & AUTO TRAILERS

SPECIAL ORDER ONLY 3" x 27' w/ FLAT HOOKS **MODEL 2905-6068**

3" x 30' w/ FLAT HOOKS **MODEL 2905-6069**

3" x 30' w/ FLAT HOOKS & SHORT HANDLE **MODEL 2905-6069-SHR**

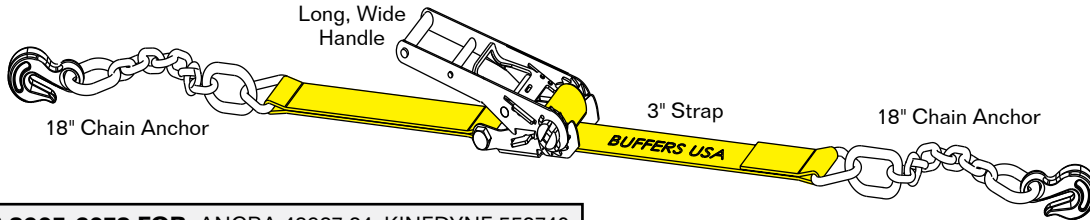


SUB 2905-6068 FOR: ANCRA 48987-20, KINEDYNE 552721
SUB 2905-6069 FOR: ANCRA 48987-21, KINEDYNE 553021

STRAP COLOR: YELLOW

SPECIAL ORDER ONLY 3" x 27' w/ CHAIN ANCHORS **MODEL 2905-6072**

SPECIAL ORDER ONLY 3" x 30' w/ CHAIN ANCHORS **MODEL 2905-6073**



SUB 2905-6072 FOR: ANCRA 48987-24, KINEDYNE 552740
SUB 2905-6073 FOR: ANCRA 48987-25, KINEDYNE 553040

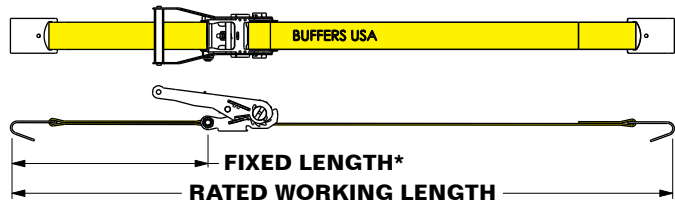
STRAP COLOR: YELLOW

2905

WORKING LOAD LIMIT (WLL): 4,333 LBS / 1,965 Kg
BREAK STRENGTH (BS): 13,000 LBS / 5,896 Kg

NOTE:
 FOR LOAD SECURING ONLY, NOT FOR LIFTING.
 ALL RATCHET STRAP ASSEMBLIES SHOULD BE
 INSPECTED FOR FRAYS, CUTS, OR DAMAGED
 HARDWARE BEFORE AND AFTER USING.

DESIGNED TO MEET OR EXCEED WSTDA T-4 STANDARD.
 COMPLIES WITH DOT AND CA HIGHWAY PATROL TITLE 13.



*FIXED LENGTH 18" EXCEPT
 w/ CHAIN ANCHOR 33"

BUFFERS USA INC

"The Intermodal Hardware Specialists"

2905-3



904-696-0010

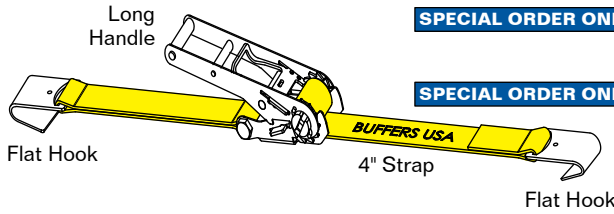
E-mail: sales@buffersusa.com



4" RATCHET STRAP ASSEMBLIES

w/ FLAT HOOKS, WIRE HOOKS, CHAIN ANCHORS
GRAB HOOKS & DELTA RINGS

ISO FLATRACK, FLATBED & AUTO TRAILERS

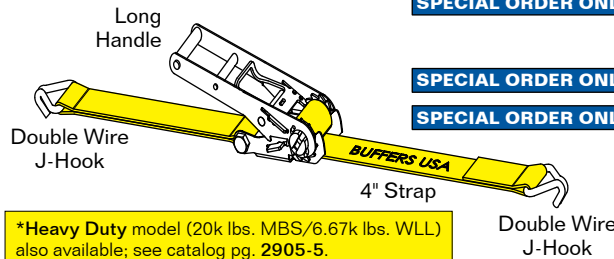


SPECIAL ORDER ONLY 4" x 27' w/ FLAT HOOKS **MODEL 2905-6080**

SPECIAL ORDER ONLY 4" x 30' w/ FLAT HOOKS **MODEL 2905-6081**

SPECIAL ORDER ONLY 4" x 40' w/ FLAT HOOKS **MODEL 2905-6081-40**

SUB 2905-6080 FOR: ANCRA 49346-10, KINEDYNE 592721
SUB 2905-6081 FOR: ANCRA 49346-11, KINEDYNE 593021



SPECIAL ORDER ONLY 4" x 20' w/ WIRE HOOKS **MODEL 2905-6082-20**

SPECIAL ORDER ONLY 4" x 25' w/ WIRE HOOKS **MODEL 2905-6082-25**

SPECIAL ORDER ONLY 4" x 27' w/ WIRE HOOKS **MODEL 2905-6082**

4" x 30' w/ WIRE HOOKS **MODEL 2905-6083***

SPECIAL ORDER ONLY 4" x 40' w/ WIRE HOOKS **MODEL 2905-6082-40**

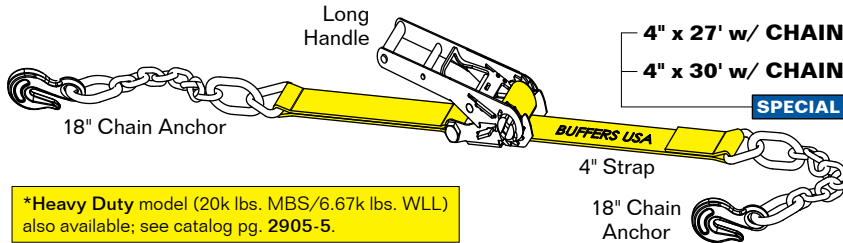
SPECIAL ORDER ONLY 4" x 50' w/ WIRE HOOKS **MODEL 2905-6082-50**

4" x 65' w/ WIRE HOOKS **MODEL 2905-6082-65**

***Heavy Duty model (20k lbs. MBS/6.67k lbs. WLL)**
also available; see catalog pg. 2905-5.

SUB 2905-6082 FOR: ANCRA 49346-12, KINEDYNE 592736
SUB 2905-6083 FOR: ANCRA 49346-13, KINEDYNE 593036

2905



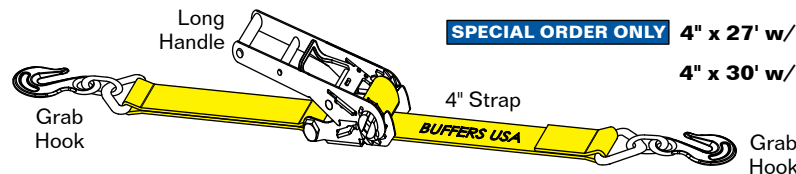
4" x 27' w/ CHAIN ANCHORS **MODEL 2905-6084**

4" x 30' w/ CHAIN ANCHORS **MODEL 2905-6085***

SPECIAL ORDER ONLY

***Heavy Duty model (20k lbs. MBS/6.67k lbs. WLL)**
also available; see catalog pg. 2905-5.

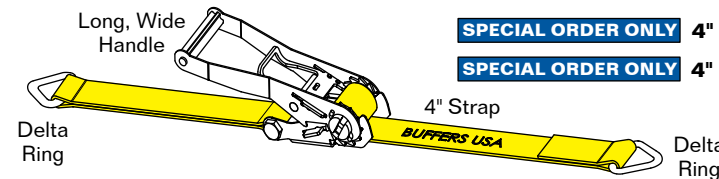
SUB 2905-6084 FOR: ANCRA 49346-14
SUB 2905-6085 FOR: ANCRA 49346-15



SPECIAL ORDER ONLY 4" x 27' w/ GRAB HOOKS **MODEL 2905-6086**

4" x 30' w/ GRAB HOOKS **MODEL 2905-6087**

SUB 2905-6086 FOR: ANCRA 49346-16
SUB 2905-6087 FOR: ANCRA 49346-17



SPECIAL ORDER ONLY 4" x 27' w/ DELTA RINGS **MODEL 2905-6088**

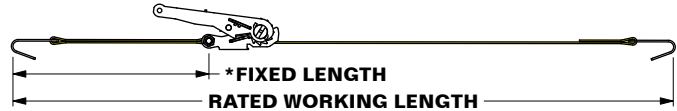
SPECIAL ORDER ONLY 4" x 30' w/ DELTA RINGS **MODEL 2905-6089**

SUB 2905-6088 FOR: ANCRA 49246-16
SUB 2905-6089 FOR: ANCRA 49246-17

WORKING LOAD LIMIT (WLL): 5,400 LBS / 2,449 Kg
BREAK STRENGTH (BS): 16,200 LBS / 7,348 Kg
STRAP COLOR: YELLOW

NOTE: For load securing only; **NOT** for lifting.
All ratchet strap assemblies should be inspected for frays, cuts or damaged hardware before AND after using.

Designed to meet or exceed WSTDA T-4 Standard.
Complies with DOT and CA Highway Patrol Title 13.



*Fixed Length ~18" except w/ Grab Hook ~23", and w/ Chain Anchor ~33"

BUFFERS USA INC

"The Intermodal Hardware Specialists"

2905-4



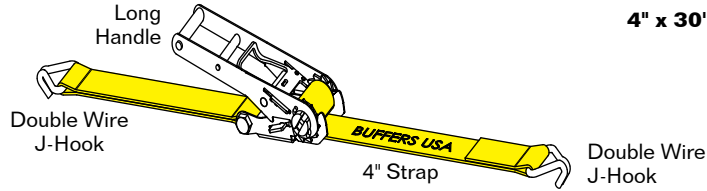
904-696-0010

E-mail: sales@buffersusa.com



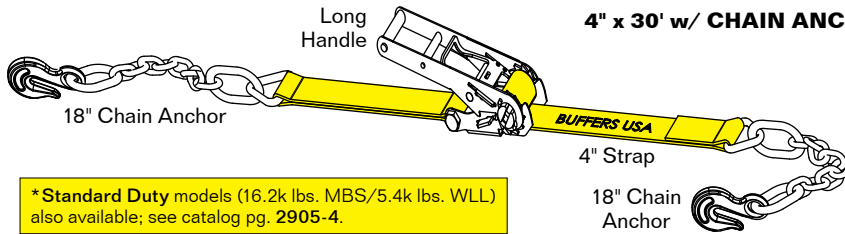
4" RATCHET STRAP ASSEMBLIES

HEAVY DUTY w/ WIRE HOOKS & CHAIN ANCHORS
ISO FLATRACK, FLATBED & AUTO TRAILERS



4" x 30' w/ WIRE HOOKS MODEL 2905-6083-HD*
HEAVY DUTY

*Standard Duty models (16.2k lbs. MBS/5.4k lbs. WLL) also available; see catalog pg. 2905-4.



4" x 30' w/ CHAIN ANCHORS MODEL 2905-6085-HD*
HEAVY DUTY

SPECIAL ORDER ONLY

*Standard Duty models (16.2k lbs. MBS/5.4k lbs. WLL) also available; see catalog pg. 2905-4.

WORKING LOAD LIMIT (WLL): 6,666 LBS / 3,030 Kg
BREAK STRENGTH (BS): 20,000 LBS / 9,090 Kg
STRAP COLOR: YELLOW

NOTE: For load securing only; NOT for lifting.
All ratchet strap assemblies should be inspected for frays, cuts or damaged hardware before AND after using.

Designed to meet or exceed WSTDA T-4 Standard.
Complies with DOT and CA Highway Patrol Title 13.



*Fixed Length ~18" except w/ Chain Anchor ~33"

2905



CAM BUCKLE STRAPS

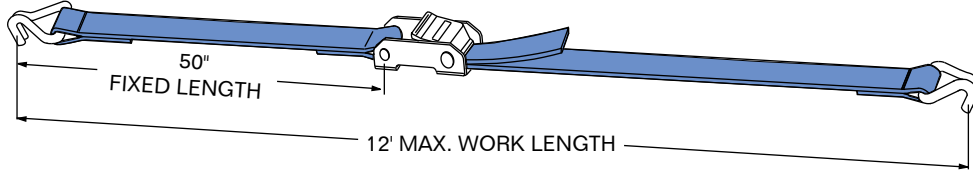
REEFER CONTAINERS & REEFER VAN TRAILERS

SPECIAL ORDER ONLY **MODEL 2905-6013**

CAM BUCKLE STRAP

1" x 14' w/ Wire Hooks & Web Buckle

WORKING LOAD LIMIT (WLL): 400 LBS / 185 Kg
BREAK STRENGTH (BS): 1,200 LBS / 544 Kg



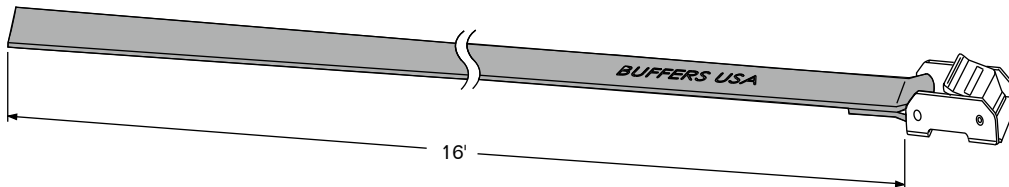
SUB FOR: KINEDYNE 751281 **STRAP COLOR:** BLUE **WEIGHT:** 1.4 LBS / 0.64 Kg

MODEL 2905-6042

CAM BUCKLE

2" x 16' w/ Endless Strap

WORKING LOAD LIMIT (WLL): 833 LBS / 378 Kg
BREAK STRENGTH (BS): 2,500 LBS / 1,134 Kg



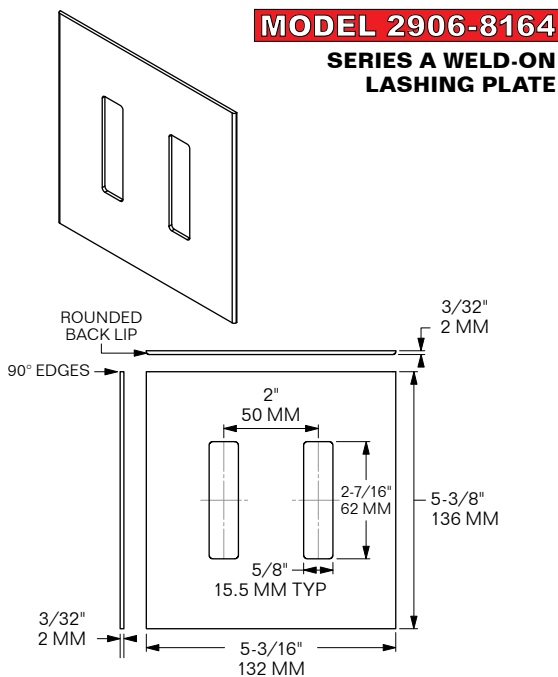
STRAP COLOR: GRAY **WEIGHT:** 1.39 LBS / 0.63 Kg

2905



LOGISTIC TRACK COMPONENTS

DOMCON CONTAINERS
DRY VAN & REEFER VAN TRAILERS



MATERIAL: STEEL **FINISH:** ZINC-PLATED
WEIGHT: 0.62 LBS / 0.28 Kg

2906



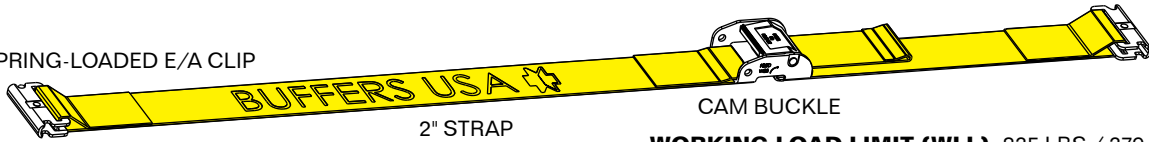


CAM BUCKLE LOGISTIC STRAPS

2" x 12', 16' & 20'

DOMCON CONTAINERS,
DRY VAN & REEFER VAN TRAILERS

SPRING-LOADED E/A CLIP



2" STRAP

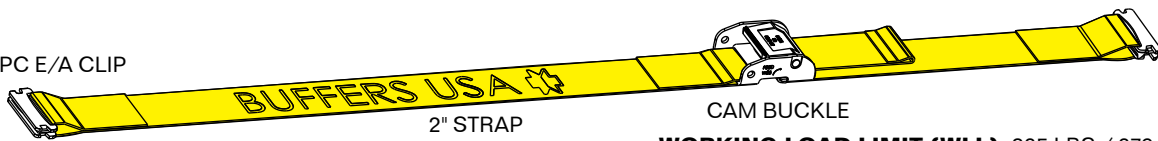
CAM BUCKLE

FITS E & A SERIES TRACKS

WORKING LOAD LIMIT (WLL): 835 LBS / 379 Kg
MIN. BREAK STRENGTH (BS): 2,500 LBS / 1,134 Kg

| MODEL | DESCRIPTION | COLOR | WEIGHT |
|------------------|------------------------------------|--------|--------------------|
| 2907-6030 | 2" x 12' w/ SPRING-LOADED E/A CLIP | YELLOW | 1.7 LBS / 0.77 Kg |
| 2907-6031 | 2" x 16' w/ SPRING-LOADED E/A CLIP | GRAY | 1.92 LBS / 0.87 Kg |
| 2907-6032 | 2" x 20' w/ SPRING-LOADED E/A CLIP | BLUE | 2.09 LBS / 0.95 Kg |

3-PC E/A CLIP



2" STRAP

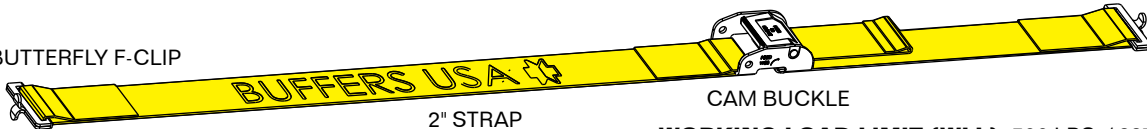
CAM BUCKLE

FITS E & A SERIES TRACKS

WORKING LOAD LIMIT (WLL): 835 LBS / 379 Kg
MIN. BREAK STRENGTH (BS): 2,500 LBS / 1,134 Kg

| MODEL | DESCRIPTION | COLOR | WEIGHT |
|------------------|----------------------|--------|--------------------|
| 2907-6033 | 2" x 12' w/ E/A CLIP | YELLOW | 1.65 LBS / 0.75 Kg |
| 2907-6034 | 2" x 16' w/ E/A CLIP | GRAY | 1.83 LBS / 0.83 Kg |
| 2907-6035 | 2" x 20' w/ E/A CLIP | BLUE | 2 LBS / 0.91 Kg |

BUTTERFLY F-CLIP



2" STRAP

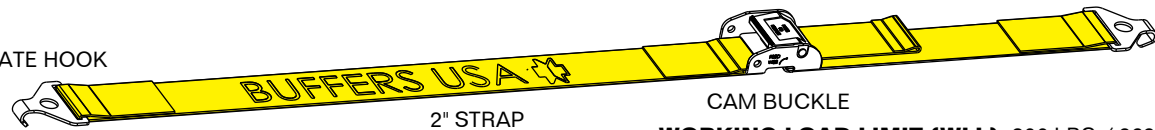
CAM BUCKLE

FITS F SERIES TRACKS

WORKING LOAD LIMIT (WLL): 500 LBS / 227 Kg
MIN. BREAK STRENGTH (BS): 1,500 LBS / 680 Kg

| MODEL | DESCRIPTION | COLOR | WEIGHT |
|------------------|------------------------------|--------|--------------------|
| 2907-6036 | 2" x 12' w/ BUTTERFLY F-CLIP | YELLOW | 1.45 LBS / 0.66 Kg |
| 2907-6037 | 2" x 16' w/ BUTTERFLY F-CLIP | GRAY | 1.62 LBS / 0.74 Kg |
| 2907-6038 | 2" x 20' w/ BUTTERFLY F-CLIP | BLUE | 1.8 LBS / 0.82 Kg |

PLATE HOOK



2" STRAP

CAM BUCKLE

FITS F SERIES TRACKS

WORKING LOAD LIMIT (WLL): 800 LBS / 363 Kg
MIN. BREAK STRENGTH (BS): 2,400 LBS / 1,088 Kg

| MODEL | DESCRIPTION | COLOR | WEIGHT |
|------------------|------------------------|--------|--------------------|
| 2907-6039 | 2" x 12' w/ PLATE HOOK | YELLOW | 1.65 LBS / 0.75 Kg |
| 2907-6040 | 2" x 16' w/ PLATE HOOK | GRAY | 1.83 LBS / 0.83 Kg |
| 2907-6041 | 2" x 20' w/ PLATE HOOK | BLUE | 2 LBS / 0.91 Kg |

2907



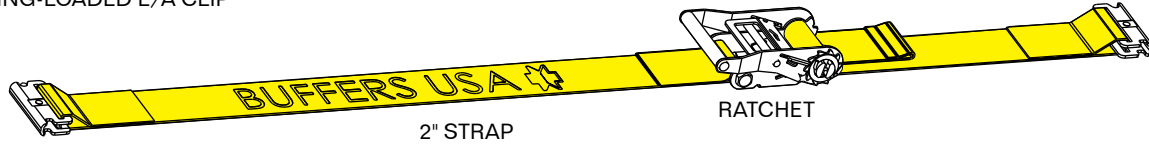


RATCHET-TYPE LOGISTIC STRAPS

2" x 12', 16' & 20'

DOMCON CONTAINERS,
DRY VAN & REEFER VAN TRAILERS

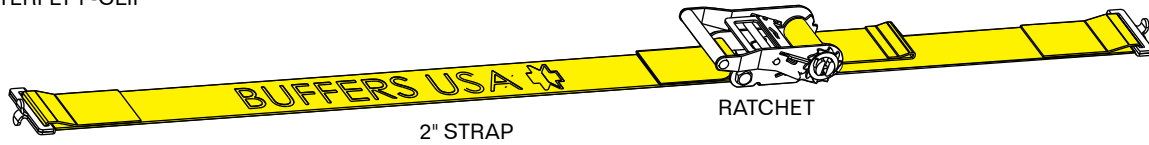
SPRING-LOADED E/A CLIP



FITS E & A SERIES TRACKS

| MODEL | DESCRIPTION | COLOR | WORKING LOAD LIMIT (WLL): | MIN. BREAK STRENGTH (BS): | WEIGHT |
|------------------|------------------------------------|--------|---------------------------|---------------------------|-------------------|
| 2907-6018 | 2" x 12' w/ Spring-Loaded E/A Clip | YELLOW | 1,400 LBS / 635 Kg | 4,200 LBS / 1,905 Kg | 2.1 LBS / 0.95 Kg |
| 2907-6022 | 2" x 16' w/ Spring-Loaded E/A Clip | GRAY | 1,000 LBS / 453 Kg | 3,000 LBS / 1,360 Kg | 2.2 LBS / 1 Kg |
| 2907-6023 | 2" x 20' w/ Spring-Loaded E/A Clip | BLUE | 1,000 LBS / 453 Kg | 3,000 LBS / 1,360 Kg | 2.4 LBS / 1.09 Kg |

BUTTERFLY F-CLIP

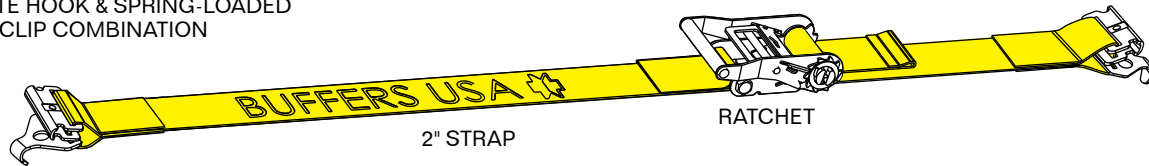


FITS F SERIES TRACKS

WORKING LOAD LIMIT (WLL): 500 LBS / 227 Kg
MIN. BREAK STRENGTH (BS): 1,500 LBS / 680 Kg

| MODEL | DESCRIPTION | COLOR | WEIGHT |
|------------------|------------------------------|--------|--------------------|
| 2907-6024 | 2" x 12' w/ Butterfly F Clip | YELLOW | 1.85 LBS / 0.84 Kg |
| 2907-6025 | 2" x 16' w/ Butterfly F Clip | GRAY | 2.05 LBS / 0.93 Kg |
| 2907-6026 | 2" x 20' w/ Butterfly F Clip | BLUE | 2.25 LBS / 1.02 Kg |

PLATE HOOK & SPRING-LOADED E/A CLIP COMBINATION



FITS E, A & F SERIES TRACKS

WORKING LOAD LIMIT (WLL): 833 LBS / 378 Kg
MIN. BREAK STRENGTH (BS): 2,500 LBS / 1,134 Kg

| MODEL | DESCRIPTION | COLOR | WEIGHT |
|------------------|---|--------|--------------------|
| 2907-6027 | 2" x 12' w/ Plate Hook & Spring-Loaded E/A Clip | YELLOW | 2.55 LBS / 1.16 Kg |
| 2907-6028 | 2" x 16' w/ Plate Hook & Spring-Loaded E/A Clip | GRAY | 2.75 LBS / 1.25 Kg |
| 2907-6029 | 2" x 20' w/ Plate Hook & Spring-Loaded E/A Clip | BLUE | 2.95 LBS / 1.34 Kg |

2907





ROPE TIE-OFF LOGISTIC STRAPS

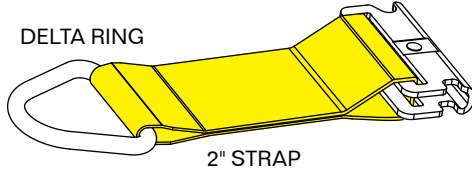
2" x 6"

DOMCON CONTAINERS,
DRY VAN & REEFER VAN TRAILERS

SPECIAL ORDER ONLY **MODEL 2907-6044**

2" x 6" TIE-OFF w/ Delta Ring
& Spring-Loaded E/A Clip

**SPRING-LOADED E/A CLIP
FITS E & A SERIES TRACKS**

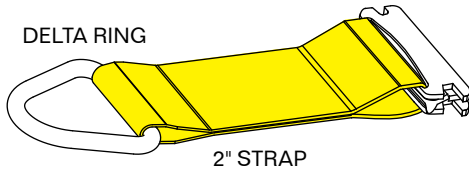


WORKING LOAD LIMIT (WLL): 1,000 LBS / 454 Kg
MIN. BREAK STRENGTH (BS): 3,000 LBS / 1,361 Kg
STRAP COLOR: YELLOW **WEIGHT:** 0.4 LBS / 0.18 Kg

SPECIAL ORDER ONLY **MODEL 2907-6045**

2" x 6" TIE-OFF w/ Delta Ring
& 3-pc. E/A Clip

**3-PC E/A CLIP
FITS E & A SERIES TRACKS**



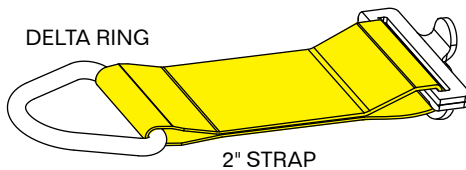
WORKING LOAD LIMIT (WLL): 1,000 LBS / 454 Kg
MIN. BREAK STRENGTH (BS): 3,000 LBS / 1,361 Kg
STRAP COLOR: YELLOW **WEIGHT:** 0.3 LBS / 0.14 Kg

2907

SPECIAL ORDER ONLY **MODEL 2907-6046**

2" x 6" TIE-OFF w/ Delta Ring
& Butterfly F-Clip

**BUTTERFLY F-CLIP
FITS F SERIES TRACKS**



WORKING LOAD LIMIT (WLL): 500 LBS / 227 Kg
MIN. BREAK STRENGTH (BS): 1,500 LBS / 680 Kg
STRAP COLOR: YELLOW **WEIGHT:** 0.25 LBS / 0.11 Kg





BRACING LUMBER BRACKETS

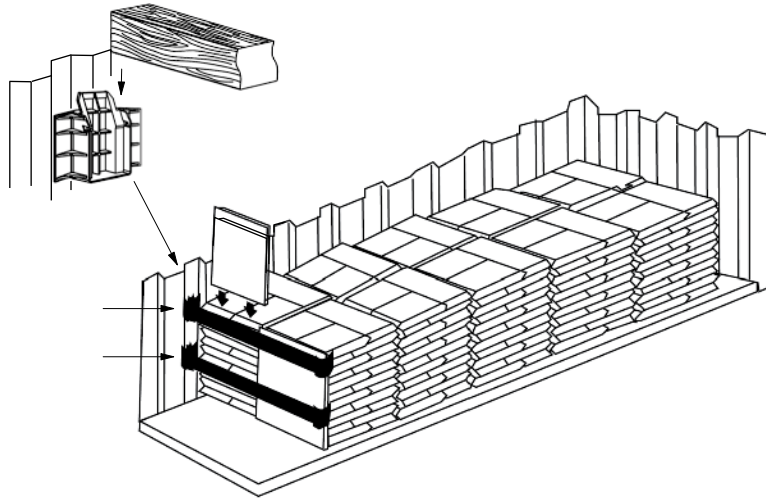
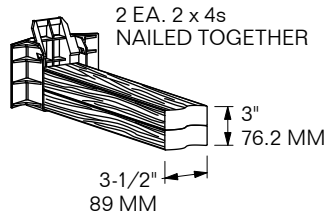
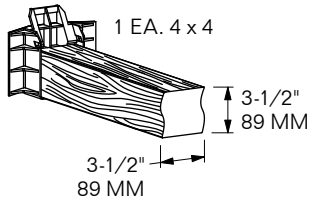
SELF-ADHESIVE

DOMCON & ISO CONTAINERS

SPECIAL ORDER ONLY

MODEL 2908-7429

FOR ISO CONTAINERS



• DESIGNED TO FIT INTO THE CORRUGATION OF THE SIDE PANEL ON STD. ISO CONTAINERS

• WORKS WITH STD. LUMBER

• ONE-TIME USE

• LIGHTWEIGHT, BUT STRONG

• QUICK & EASY TO APPLY w/ SELF-ADHESIVE TAPE

• DESIGNED TO HOLD:
– 1 EA. 4" x 4" or
– 2 EA. 2" x 4" NAILED TOGETHER

MATERIAL: ABS PLASTIC
COLOR: BLACK
WEIGHT: 0.52 LBS / 0.24 Kg

2908

BUFFERS USA INC

"The Intermodal Hardware Specialists"

2908-4



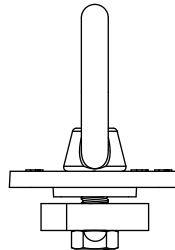
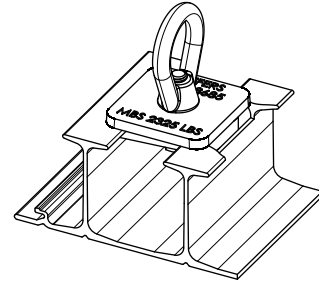
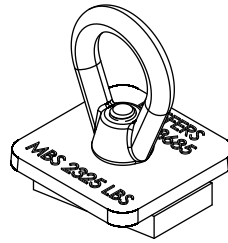
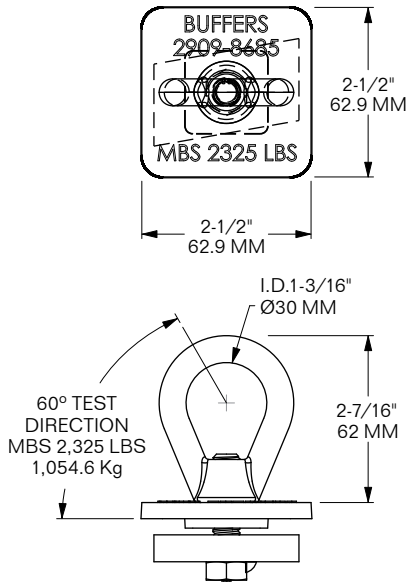
904-696-0010

E-mail: sales@buffersusa.com



EYELET CLIP FOR REEFER T-FLOOR REEFER CONTAINERS & REEFER VAN TRAILERS

MODEL 2909-8685



**USED AS TEMPORARY
TIE-OFF POINT ON REEFER
CONTAINER FLOORS.**

MBS 2,325 LBS / 1,054 Kg

**WORKS WITH: T-FLOOR MATERIAL: FORGED EYE NUT
FINISH: ZINC-PLATED WEIGHT: 1.05 LBS / 0.48 Kg**

2909



DUNNAGE BAGS

POLYPROPYLENE & KRAFT PAPER
ISO, DOMCON & REEFER CONTAINERS
DRY VAN & REEFER VAN TRAILERS

POLYPROPYLENE & PAPER DUNNAGE BAGS

CARGO HANDLING & PROTECTION SOLUTIONS



A SUPERIOR SOLUTION
TO PREVENT CARGO
DAMAGE FROM
LOAD SHIFTING



GENERAL APPLICATIONS

BUFFERS USA® dunnage bags are the convenient way to protect your goods from being damaged during shipping by preventing load shifting when transporting boxed, palletized or different/odd-shaped products/packaging.

Dunnage bags are also a less expensive means of blocking and bracing than the use of lumber and nails or expensive rubber air bags. BUFFERS USA offers both polypropylene and paper dunnage bags.

REUSABLE POLYPROPYLENE DUNNAGE BAGS

Comprehensive Product Range: 5 different strength levels and 29 different sizes per level provide 145 different standard bag options. Custom sizes to your specifications are also available.

Safe: Bags are produced under ISO 9001 & 14001 standards and certified by the Association of American Railroads (AAR) and the Railway Association of Canada (RAC).
100% leakproof, tested at factory.

Cost Effective: Levels 1, 2 and 3 (non-railroad) are reusable. Ability to reuse reduces cost for second use by 50%.

Lightweight & Waterproof: Easy to handle, light in weight, take up less space, and are resistant to moisture and water ingress.

Easier To Install Than Vinyl Bag: Rigidity of polypropylene bag when flat and empty enables faster, easier install in tight or hard-to-reach places.

Takes Shape To Odd Configurations: Bags are flexible enough to fill every shape and odd space between cargo.

Can Fill a Larger Void Than Paper Bags: Polypropylene dunnage bags can fill a space up to 18", much larger compared to the paper dunnage bags, which can only fill a void up to 14".

Durable Construction: Strong, woven polypropylene outer fabric layer and airtight polyethylene inner bladder with an inflating and deflating valve.

Environmentally Friendly: 100% recyclable virgin materials.

Easy To Use: Dunnage bags can be installed in a few minutes using an air hose and inflator tip. After use, deflate the bag by simply unscrewing the valve. No need to puncture to deflate.

KRAFT PAPER DUNNAGE BAGS

Safety: Provides same protection against load shifting.

Cost-Effective: Less expensive than polypropylene bags.

Practical: One-time use, suitable for export shipments.

Sturdy Construction: Made from multiple layers (2-, 4-, 6- or 8-ply) of high-strength kraft paper with an inflatable internal polyethylene bladder.

Note: Not suitable for wet or moist cargo.

2910



ORDERING INFORMATION

1) Choose Your Strength Based On Mode Of Transport:

| Polypropylene Level | Paper Ply | Mode of Transport | Strength |
|---------------------|-----------|--|--|
| Level 1 (L1) | 2-ply | Truck | Max: 3 psi (0.21 bar or kg/cm ²) |
| Level 2 (L2) | 4-ply | Intermodal container | Max: 4 psi (0.28 bar or kg/cm ²) |
| Level 3 (L3) | 6-ply | Normal rail use | Max: 6 psi (0.41 bar or kg/cm ²) |
| Level 4 (L4) | 8-ply | Over 160,000 lbs. in rail car | Max: 7 psi (0.48 bar or kg/cm ²) |
| Level 5 (L5) | | Over 200,000 lbs. load in rail car (High Cube car) | Max: 8 psi (0.55 bar or kg/cm ²) |

2) Determine Size: Specify bag size(s) at about 90% of width and length of each void space.

3) Select Bag From The Following Charts Based On Above Requirements/Measurements:

REUSABLE POLYPROPYLENE DUNNAGE BAGS

Sizes Available For Levels 1, 2, 3, 4 and 5 (145 combinations of level/size models):

| 30" WIDE | 36" WIDE | 46.5" WIDE | 57.5" WIDE |
|--------------------------------|--------------------------------|------------------------------------|------------------------------------|
| 30" x 30" (726 mm x 726 mm) | 36" x 36" (914 mm x 914 mm) | 46.5" x 48" (1,181 mm x 1,219 mm) | 57.5" x 96" (1,461 mm x 2,438 mm) |
| 30" x 48" (726 mm x 1,219 mm) | 36" x 48" (914 mm x 1,219 mm) | 46.5" x 60" (1,181 mm x 1,524 mm) | 57.5" x 108" (1,461 mm x 2,743 mm) |
| 30" x 60" (712 mm x 1,524 mm) | 36" x 60" (914 mm x 1,524 mm) | 46.5" x 72" (1,181 mm x 1,828 mm) | 57.5" x 120" (1,461 mm x 3,048 mm) |
| 30" x 72" (726 mm x 1,828 mm) | 36" x 66" (914 mm x 1,676 mm) | 46.5" x 84" (1,181 mm x 2,134 mm) | |
| 30" x 84" (726 mm x 2,134 mm) | 36" x 72" (914 mm x 1,828 mm) | 46.5" x 96" (1,181 mm x 2,438 mm) | |
| 30" x 96" (726 mm x 2,438 mm) | 36" x 84" (914 mm x 2,134 mm) | 46.5" x 102" (1,181 mm x 2,591 mm) | |
| 30" x 102" (726 mm x 2,591 mm) | 36" x 96" (914 mm x 2,438 mm) | 46.5" x 108" (1,181 mm x 2,743 mm) | |
| 30" x 108" (726 mm x 2,743 mm) | 36" x 102" (914 mm x 2,591 mm) | 46.5" x 120" (1,181 mm x 3,048 mm) | |
| | 36" x 108" (914 mm x 2,743 mm) | 46.5" x 132" (1,181 mm x 3,353 mm) | |

KRAFT PAPER DUNNAGE BAGS

All sizes available in 2-, 4-, 6- and 8-ply (100 combinations of ply/size models):

| WIDTHS | LENGTHS | | | | | |
|----------------|----------------|----------------|----------------|-----------------|----------------|----------------|
| 20" (500 mm) | 24" (600 mm) | | | | | |
| 32" (800 mm) | 48" (1,200 mm) | 63" (1,600 mm) | 95" (2,400 mm) | 102" (2,600 mm) | | |
| 36" (900 mm) | 40" (1,000 mm) | 48" (1,200 mm) | 60" (1,500 mm) | 71" (1,800 mm) | 87" (2,200 mm) | 95" (2,400 mm) |
| 40" (1,000 mm) | 48" (1,200 mm) | 60" (1,500 mm) | 71" (1,800 mm) | 87" (2,200 mm) | 95" (2,400 mm) | |
| 48" (1,200 mm) | 71" (1,800 mm) | 87" (2,200 mm) | 95" (2,400 mm) | 102" (2,600 mm) | | |

KRAFT PAPER-CLAD POLYPROPYLENE DUNNAGE BAGS

EXTRA STRENGTH AT A COST-EFFECTIVE PRICE



BUFFERS USA now offers a unique **KRAFT PAPER-CLAD POLYPROPYLENE** paper dunnage bag that combines the strength of polypropylene with the convenience and cost effectiveness of paper dunnage bags. **Our complete line of paper and polypropylene dunnage bags** are the convenient way to protect your goods from being damaged during shipping by preventing load shifting when transporting boxed, palletized or different/odd shaped products/packaging. Dunnage bags are also a less expensive means of blocking and bracing than the use of lumber and nails or expensive rubber air bags.

BUFFERS USA EXCLUSIVE!

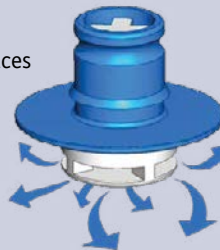
ONE-PIECE VALVE DESIGN PROVIDES FAST, SAFE & CONVENIENT INFLATION

2910



- Convenient, sturdy finger grip
- Attached dust cap
- Quick-connect lock-ring style tip for inflation/deflation

- Single O-ring design reduces risk of leakage
- Integrated air dispenser/diverter



INDUSTRY-LEADING FEATURES & BENEFITS:

Cost-Effective:

Less expensive than 100% polypropylene bags. Designed specifically for Levels 1 and 2 (L1 & L2).

Practical:

One-time use; suitable for truck and intermodal export shipments.

Takes Shape To Odd Configurations:

Bags are flexible enough to fill every shape and odd space between cargo.

Easy To Use:

Dunnage bags can be installed in a few minutes using an air hose and inflator tip. After use, simply insert the quick-connect lock-ring tip to deflate; there's no need to puncture the bag.

Easier To Install Than Vinyl Bag:

Rigidity of bag when flat and empty enables faster, easier installation in tight or hard-to-reach places.

Environmentally Friendly:

100% recyclable virgin materials.

NOTE: Not suitable for wet or moist cargo.

FAST, SAFE & EASY INFLATION



Attach quick-connect lock-ring tip to filler valve.



Use pressure gauge when filling.
Use tool model 2910-6983-HD-KIT.

ORDERING INFORMATION

1) Choose Your Strength Based On Mode Of Transport:

| Strength Level | Cladding Thickness | Bladder Thickness | Mode of Transport | Max Fill Pressure | Min. Burst Pressure |
|---------------------|--------------------|-------------------|----------------------|--|---|
| Level 1 (L1) | 0.20 mm | 0.07 mm | Truck | 3 psi (0.21 bar / kg/cm ²) | 5.8 psi (0.4 bar / kg/cm ²) |
| Level 2 (L2) | 0.25 mm | 0.10 mm | Intermodal Container | 4 psi (0.28 bar / kg/cm ²) | 8.7 psi (0.6 bar / kg/cm ²) |

2) Determine Size: Specify bag size at about 90% of the width and length of the void space area.

Note: Not recommended for void depth over 15" (380 mm).

3) Select Available Bag Size(s):

| Widths | Lengths | | | | | |
|----------------|--|--|--|---|--|--|
| 20" (500 mm) | 24" (600 mm) 2910-L1-2024-P | | | | | |
| 32" (800 mm) | 48" (1,200 mm) 2910-L1-3248-P* 2910-L2-3248-P* | 63" (1,600 mm) 2910-L1-3263-P* 2910-L2-3263-P* | 95" (2,400 mm) 2910-L1-3295-P* 2910-L2-3295-P* | 102" (2,600 mm) 2910-L1-32102-P* 2910-L2-32102-P* | | |
| 36" (900 mm) | 40" (1,000 mm) 2910-L1-3640-P* | 48" (1,200 mm) 2910-L1-3648-P* 2910-L2-3648-P* | 60" (1,500 mm) 2910-L1-3660-P* 2910-L2-3660-P* | 71" (1,800 mm) 2910-L1-3671-P* 2910-L2-3671-P* | 86" (2,180 mm) 2910-L1-3686-P* 2910-L2-3686-P* | 95" (2,400 mm) 2910-L1-3695-P* 2910-L2-3695-P* |
| 40" (1,000 mm) | 48" (1,200 mm) 2910-L1-4048-P* 2910-L2-4048-P* | 60" (1,500 mm) 2910-L1-4060-P* 2910-L2-4060-P* | 71" (1,800 mm) 2910-L1-4071-P* 2910-L2-4071-P* | 87" (2,200 mm) 2910-L1-4087-P* 2910-L2-4087-P* | 95" (2,400 mm) 2910-L1-4095-P* 2910-L2-4095-P* | |
| 48" (1,200 mm) | 71" (1,800 mm) 2910-L1-4871-P* 2910-L2-4871-P* | 87" (2,200 mm) 2910-L1-4887-P* 2910-L2-4887-P* | 95" (2,400 mm) 2910-L1-4895-P* 2910-L2-4895-P* | 102" (2,600 mm) 2910-L1-48102-P* 2910-L2-48102-P* | | |

* **SPECIAL ORDER ONLY**

2910



TABLE OF CONTENTS

ANTI-THEFT PRODUCTS

3200

PAGE NUMBERS

3202-1 to -6

SECURITY SEALS:

- » High-Security Barrier Seals (Lock Rod Handle Lock, Door Lock, Locking Clamp)
- » Bolt Security Seals (Class H, per ISO 17712)
- » Steel Cable Security Seals (Class H, I & S per ISO 17712)
- » Plastic Pull-Up Security Seals (Class I per ISO 17712)
- » Flat Metal Strap Security Seals (Class I per ISO 17712)

3200





HIGH-SECURITY BARRIER SEALS

ALL SEALS MEET ISO 17712

CONTAINERS: DOMCON, ISO & REEFER,

TRAILERS: DRY VAN & REEFER VAN

**CONTAINER & TRAILER
LOCK ROD HANDLE LOCK KIT**
w/ Key Lock, Reusable

COMPLETE SET MODEL 3202-2950

2 BRACKETS w/o LOCK MODEL 3202-2950-BRK

CYLINDER KEY LOCK ONLY MODEL 3202-2949



- Prevents turning of the Lock Rod and drilling of the Handle Rivet
- Very easy to fit and lock w/ Key
- Lock Bolt spins and is too short for Bolt Cutters
- Ideal for Fleets and all Owner-operated Units

CLASS: H PACKAGING: 10 SETS / BOX
3202-2950 WEIGHT: 3.38 LBS / SET
3202-2949 WEIGHT: 1.19 LBS / SET

**CONTAINER DOOR LOCK
CLAMP ASSEMBLY**
w/ Key Lock, Reusable

COMPLETE SET MODEL 3202-2951

BRACKETS SET w/o LOCK MODEL 3202-2951-BRK

CYLINDER KEY LOCK ONLY MODEL 3202-2949




- Heavy-duty 5-reuseable lock rod clamp is secured w/ special key-operated Lock
- Secures one Lock Rod on each Door to a heavy-duty Flat Bar
- Lock Bolt spins and is too short for Bolt Cutters
- Ideal for Fleets and all Owner-operated Units

CLASS: H PACKAGING: 6 SETS / BOX
3202-2951 WEIGHT: 5.29 LBS / SET
3202-2949 WEIGHT: 1.19 LBS / SET

3202

CONTAINER & TRAILER DOOR LOCKING CLAMP
w/ Locking Stud, Serial # Printed, One-Time Use

MODEL 3202-2952



- When extra security is required – Locking Bushing cannot be cut w/ Bolt Cutters
- Easy to fit and lock with minimum slack
- Removed by cutting the clamp w/ Power Tool or Torch
- Cannot be bent off w/ Crowbar or split w/ Freon

CLASS: H
PACKAGING: 10 SETS / BOX
WEIGHT: 3.7 LBS / SET

BUFFERS USA INC

"The Intermodal Hardware Specialists"

3202-1



904-696-0010

E-mail: sales@buffersusa.com



BOLT SECURITY SEALS

CLASS H, PER ISO 17712

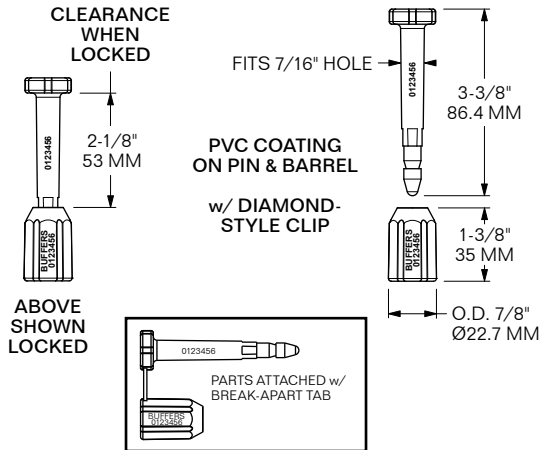
DOMCON, ISO & REEFER CONTAINERS
DRY & REEFER VAN TRAILERS

LIGHT BLUE MODEL 3202-2940-LB

WHITE MODEL 3202-2940-WH

YELLOW MODEL 3202-2940-YE

w/ ANTI-SPIN



CLASS: H
PACKAGED: 250 / CARTON
WEIGHT EA.: 0.16 LBS / 0.07 Kg

3202

BUFFERS USA INC

"The Intermodal Hardware Specialists"

3202-2



904-696-0010

E-mail: sales@buffersusa.com



PUSH-THROUGH CABLE SEALS

CLASS H & I, PER ISO 17712

CONTAINERS: DOMCON, ISO & REEFER,

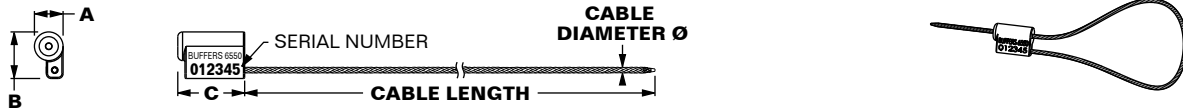
TRAILERS: DRY VAN & REEFER VAN



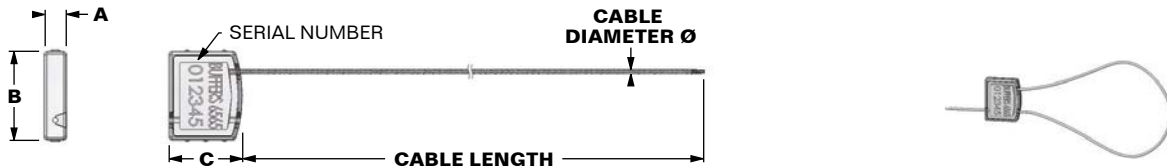
C-TPAT & ISO 17712:2013
Compliant

PUSH-THROUGH CABLE SEAL

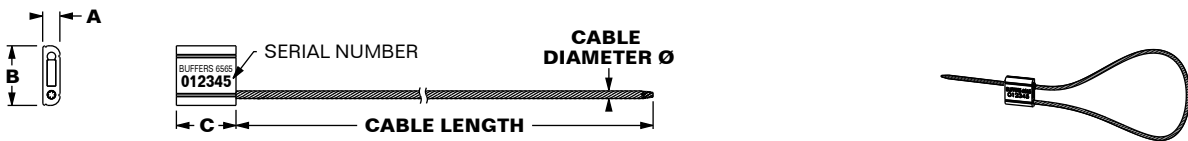
- SELF-LOCKING DESIGN THAT ALLOWS FOR SIZE-ADJUSTABLE LOOP.
- SERIAL NUMBER PRINTED ON BODY.
- GALVANIZED, FLEXIBLE CABLE.
- CARGO TAMPERING DISCOURAGED DUE TO CABLE THAT FRAYS WHEN CUT.



| MODEL | CLASS | BODY MATERIAL | CABLE DIAMETER Ø | CABLE LENGTH | A | B | C | PULL-APART STRENGTH | WEIGHT PER PC. | PCS./ BOX |
|-----------|-------|-----------------------|------------------|---------------|---------------|-----------------|--------------------|---------------------|---------------------|-----------|
| 3202-6550 | I | METAL (green lock) | 3/32" 2.5 MM | 12" 305 MM | 1/2" 12 MM | 3/4" 19.5 MM | 1-1/16" 27.3 MM | 290 LBS 130 Kg | 0.08 LBS 0.04 Kg | 500 |



| MODEL | CLASS | BODY MATERIAL | CABLE DIAMETER Ø | CABLE LENGTH | A | B | C | PULL-APART STRENGTH | WEIGHT PER PC. | PCS./ BOX |
|-----------|-------|-------------------------|------------------|---------------|-----------------|------------------|--------------------|---------------------|---------------------|-----------|
| 3202-6560 | I | PLASTIC (white lock) | 1/16" 1.6 MM | 12" 305 MM | 5/16" 7.5 MM | 1-5/16" 34 MM | 1-1/16" 27.5 MM | 224 LBS 102 Kg | 0.03 LBS 0.01 Kg | 1,000 |



| MODEL | CLASS | BODY MATERIAL | CABLE DIAMETER Ø | CABLE LENGTH | A | B | C | MINIMUM PULL-APART STRENGTH | WEIGHT PER PC. | PCS./ BOX |
|--|-------|----------------------|------------------|---------------|-----------------|------------------|------------------|-----------------------------|---------------------|-----------|
| 3202-6565 SPECIAL ORDER ONLY | H | METAL (blue lock) | 9/64" 3.5 MM | 12" 305 MM | 5/16" 7.5 MM | 1-1/32" 26 MM | 1-1/32" 26 MM | 2,755 LBS 1,250 Kg | 0.07 LBS 0.03 Kg | 500 |
| 3202-6565-RD | H | METAL (red lock) | 9/64" 3.5 MM | 12" 305 MM | 5/16" 7.5 MM | 1-1/32" 26 MM | 1-1/32" 26 MM | 2,755 LBS 1,250 Kg | 0.07 LBS 0.03 Kg | 500 |

3202





STEEL CABLE SECURITY SEALS

CLASS H, I & S, PER ISO 17712

CONTAINERS: DOMCON, ISO & REEFER,

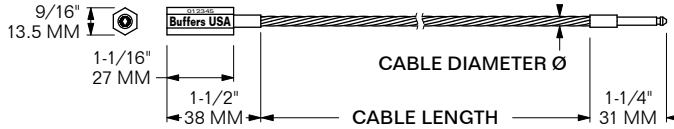
TRAILERS: DRY VAN & REEFER VAN

FIXED-LOCK CABLE SEAL

- HIGH-STRENGTH, GALVANIZED, FLEXIBLE CABLE.
- SERIAL NUMBERS PRINTED ON HEX BODY.
- MANY POSSIBLE VARIATIONS TO SECURE DOOR RODS & LATCHES.
- CORROSION-RESISTANT, POLY-COATED, METAL LOCK BODY.



C-TPAT & ISO 17712:2013
Compliant



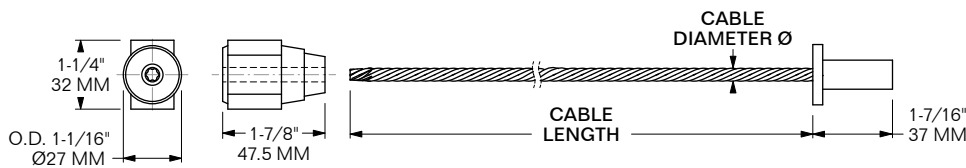
| MODEL | CLASS | BODY MATERIAL | CABLE DIAMETER Ø | CABLE LENGTH | MIN. PULL-APART STRENGTH | WEIGHT PER PC. | PCS./ BOX |
|-----------|-------|---------------|------------------|-----------------|--------------------------|---------------------|-----------|
| 3202-2154 | S | METAL | 3/16" 4.8 MM | 12" 305 MM | 680 LBS 310 Kg | 0.07 LBS 0.03 Kg | 250 |
| 3202-2944 | S | METAL | 3/16" 4.8 MM | 16" 406 MM | 680 LBS 310 Kg | 0.18 LBS 0.08 Kg | 250 |
| 3202-2945 | I | METAL | 1/16" 1.8 MM | 48" 1,219 MM | 240 LBS 110 Kg | 0.06 LBS 0.03 Kg | 300 |

PULL-TIGHT, FIXED-LOCK CABLE SEAL

- HEAVY-DUTY, SELF-LOCKING DESIGN w/ FLEXIBLE CABLE.
- SLIDING LOCK ELIMINATES ANY SLACK BETWEEN LOCKING POINTS.
- DOES NOT FORM A LOOP; DESIGNED TO LOCK TWO OR MORE LATCHES.
- SERIAL NUMBER PRINTED ON PUSH-ON LOCK BODY.



C-TPAT & ISO 17712:2013
Compliant



| MODEL | CLASS | BODY MATERIAL | CABLE DIAMETER Ø | CABLE LENGTH | MIN. PULL-APART STRENGTH | WEIGHT PER PC. | PCS./ BOX |
|-----------|-------|---------------|------------------|-----------------|--------------------------|---------------------|-----------|
| 3202-2946 | H | METAL | 1/4" 6.4 MM | 45" 1,143 MM | 4,400 LBS 2,000 Kg | 0.75 LBS 0.34 Kg | 50 |

3202





PULL-UP SECURITY SEALS

CLASS I, PER ISO 17712

CONTAINERS: DOMCON, ISO & REEFER,

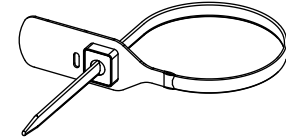
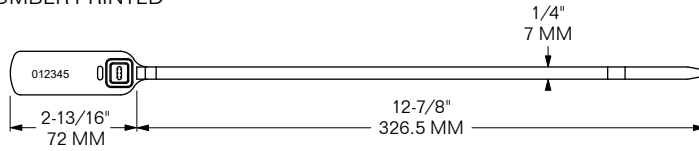
TRAILERS: DRY VAN & REEFER VAN

MODEL 3202-6352

SPECIAL ORDER ONLY w/ BARCODE

MODEL 3202-6352-UPC

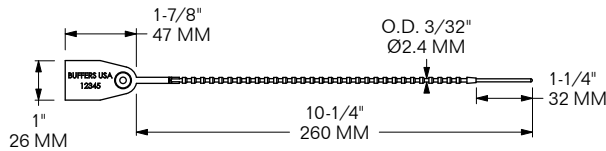
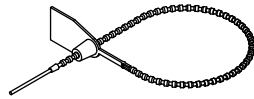
WITH SERIAL NUMBER PRINTED



CLASS: I
PULL-APART STRENGTH: 88 LBS / 40 Kg
MATERIAL: PLASTIC COLOR: RED
PACKAGED: 1,000 PER CARTON
WEIGHT EA. PC.: 0.011 LBS / 0.005 Kg

MODEL 3202-6562

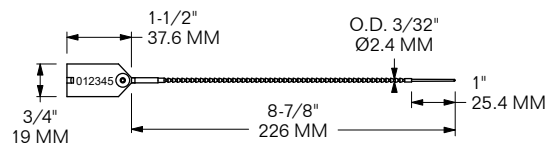
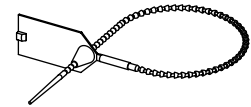
WITH SERIAL NUMBER PRINTED



CLASS: I
PULL-APART STRENGTH: 44 LBS / 20 Kg
MATERIAL: PLASTIC COLOR: ORANGE
PACKAGED: 1,000 PER CARTON (100/bag)
WEIGHT EA. PC.: 0.005 LBS / 0.002 Kg

MODEL 3202-6563

WITH SERIAL NUMBER PRINTED



CLASS: I
PULL-APART STRENGTH: 40 LBS / 18 Kg
MATERIAL: PLASTIC COLOR: ORANGE
PACKAGED: 5,000 PER CARTON (100/bag)
WEIGHT EA. PC.: 0.004 LBS / 0.002 Kg

3202





SECURITY SEALS

CLASS I, PER ISO 17712

CONTAINERS: DOMCON, ISO & REEFER,

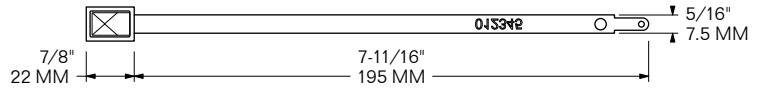
TRAILERS: DRY VAN & REEFER VAN

ALL w/ SERIAL NUMBER EMBOSSED

FOR MODEL: 3202-6539

CLASS: I
PULL-APART STRENGTH: 135 LBS / 61 Kg
MATERIAL: STEEL, ZINC-PLATED
PACKAGED: 3,000 PER CARTON
WEIGHT EA. PC.: 0.015 LBS / 0.006 Kg

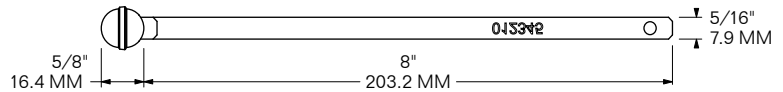
FLAT METAL STRAP SEAL-TYPE MODEL 3202-6539



FOR MODEL: 3202-6977

CLASS: I
PULL-APART STRENGTH: 216 LBS / 98 Kg
MATERIAL: STEEL, ZINC-PLATED
PACKAGED: 1,000 PER CARTON
WEIGHT EA. PC.: 0.02 LBS / 0.01 Kg

FLAT METAL STRAP SEAL-TYPE MODEL 3202-6977



3202





TABLE OF CONTENTS OPEN-TOP CONTAINER PRODUCTS **3400**

PAGE NUMBERS

| | |
|---------------|-------------------|
| 3401-1 | ROOF BOWS |
| 3402-1 | TARP CABLES |
| 3403-1 | TARP & ROPE HOOKS |

3400



ROOF BOWS

for OPEN-TOP 20' & 40'
ISO CONTAINERS

MODEL 3401-6354

WELDED ENDS

O.D. 1-5/8" / Ø42 MM TUBING
x 1/8" / 3.2 MM WALL THICKNESS

MATERIAL: STEEL TUBING
FINISH: HOT-DIP GALVANIZED
WEIGHT: 16.25 LBS / 7.37 Kg

Dimensions: 3/4" (19 MM) height at end, 5/16" (8 MM) width at end, 90-1/2" (2,299.6 MM) length, 1-1/2" (37 MM) height at end, 3-1/8" (79.5 MM) width at end, 3-1/16" (78 MM) height to bow peak.

MODEL 3401-6355

PRESSED ENDS

O.D. 1-3/8" / Ø35 MM TUBING
x 1/8" / 3.2 MM WALL THICKNESS

MATERIAL: STEEL TUBING
FINISH: HOT-DIP GALVANIZED
WEIGHT: 12.9 LBS / 5.8 Kg

Dimensions: 1" (25 MM) height at end, 7/16" (11.5 MM) width at end, 89-1/2" (2,273.2 MM) length, 2-3/16" (55.8 MM) height at end, 2-5/8" (67.3 MM) height at end, 4-9/16" (116 MM) height to bow peak, 1-7/8" (48 MM) width at end.

3401

TARPS AVAILABLE
PLEASE CALL FOR SPECIFICATIONS

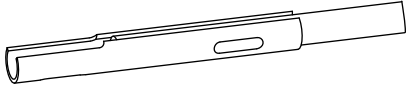


TARP CABLES

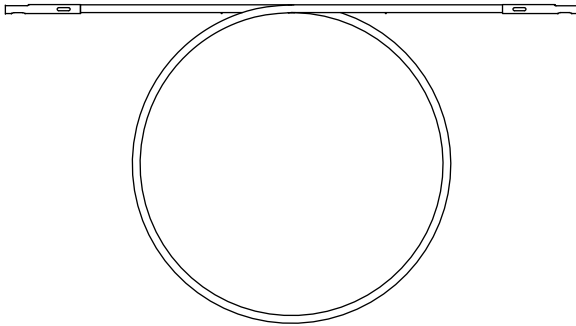
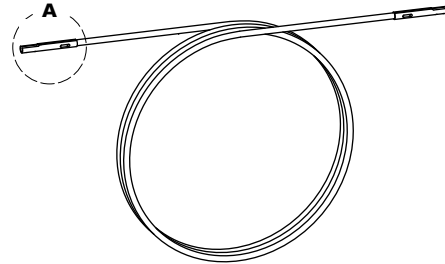
for OPEN-TOP 20' & 40'
ISO CONTAINERS

for 20' ISO **MODEL 3402-2817**

for 40' ISO **MODEL 3402-2818**



DETAIL A
TIR HOOK (one on each end)



3402-2817:

FITS: 20' ISO CONTAINERS **LENGTH:** 69' / 21,031 MM
MATERIAL: JACKETED WIRE w/ PLASTIC COATING
WEIGHT: 2.3 LBS / 1.04 Kg

3402-2818:

FITS: 40' ISO CONTAINERS **LENGTH:** 105' / 32,004 MM
MATERIAL: JACKETED WIRE w/ PLASTIC COATING
WEIGHT: 3.23 LBS / 1.47 Kg

3402



TARP & ROPE HOOKS

ISO FLATRACKS | RO-RO LASHING

MODEL 3403-2240
TARP HOOK

Technical drawing of Model 3403-2240 Tarp Hook. The drawing shows a hook with a shank and a curved end. Dimensions include: 2" (51.4 MM) for the width of the hook's top; 1-3/4" (44.4 MM) for the width of the hook's base; 4-1/2" (113.5 MM) for the height of the hook's curve; 1-1/4" (31.8 MM) for the height of the shank; 1/2" (12.7 MM) for the width of the shank; 2" (50.8 MM) for the length of the shank; 3/16" (4.8 MM) for the thickness of the shank; and O.D. 3/8" (Ø9.7 MM) for the outer diameter of the hook's curve.

I.D. 9/32" Ø7.1 MM x 2 HOLES

SUB FOR: MARION BODY WORKS 25200064, OSHKOSH 3511396 & RIDGE 106651
MATERIAL: CARBON STEEL
FINISH: YELLOW CHROMATE
WEIGHT: 0.32 LBS / 145 GRAMS

SPECIAL ORDER ONLY MODEL 3403-2772
SINGLE ROPE HOOK

Technical drawing of Model 3403-2772 Single Rope Hook. The drawing shows a hook with a shank and a curved end. Dimensions include: 1-1/2" (38.1 MM) for the height of the hook's curve; 3/16" (4.8 MM) for the thickness of the shank; 1-1/8" (28.6 MM) for the height of the shank; 1/2" (12.7 MM) for the width of the shank; 3-1/8" (79.4 MM) for the length of the shank; 2" (50.8 MM) for the length of the hook's curve; 1-1/8" (28.6 MM) for the height of the hook's curve; 3/8" (Ø9.5 MM) for the outer diameter of the hook's curve; and 3/4" (Ø19.1 MM) for the inner diameter of the hook's curve.

I.D. 1/4" Ø6.4 MM x 2 HOLES

MATERIAL: CARBON STEEL
FINISH: YELLOW ZINC-PLATED
WEIGHT: 0.14 LBS / 62 GRAMS

3403



TABLE OF CONTENTS FLATRACK COMPONENTS 4000

PAGE NUMBERS

| | |
|---------------------|---|
| 4001-1 | STRUCTURAL PARTS (C-Plate, Tie-Down Bracket, End Beam w/ Castings, Hinge Beam/Bushing for Folding End) |
| 4002-1 | SLOTTED CORNER CASTINGS for Folding End |
| 4002-2 | FLIP-OVER TWISTLOCKS for Folding End |
| 4003-1 to -3 | FLATRACK COMPONENTS (Slide Pins, Hook, Latches & Shoot Bolt Locks) |

4000





FLATRACK STRUCTURAL PARTS

ISO FLATRACK CONTAINERS

MODEL 4001-2975
C-PLATE

MATERIAL: STEEL FINISH: PRIMER
WEIGHT: 5.1 LBS / 2.3 Kg

MODEL 4001-2983
TIEDOWN BRACKET

MATERIAL: STEEL FINISH: PRIMER
WEIGHT: 1.06 LBS / 0.48 Kg

MODEL 4001-2977
END BEAM w/ CASTINGS
for CMCI Flatrack

MATERIAL: STEEL FINISH: PRIMER WEIGHT: 353 LBS / 160.1 Kg

4001



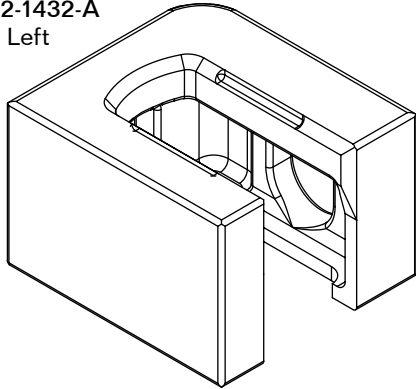
SLOTTED CORNER CASTING

for FOLDING END
ISO FLATRACK CONTAINERS

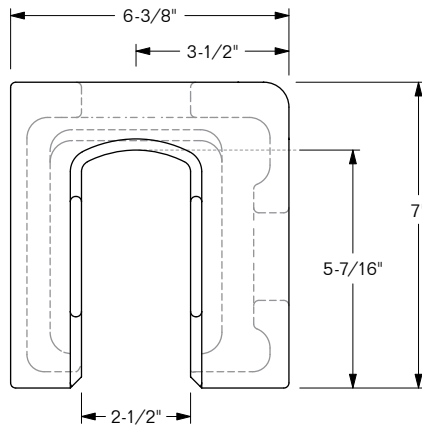
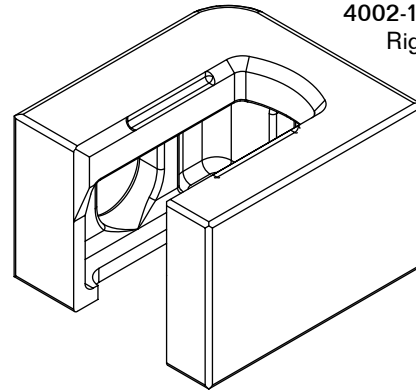
LEFT MODEL 4002-1432-A

RIGHT MODEL 4002-1432-B

4002-1432-A
Left

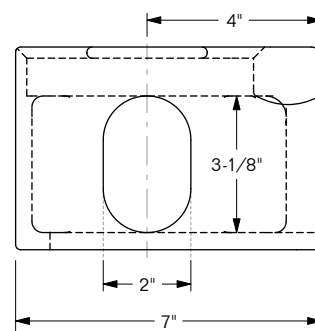
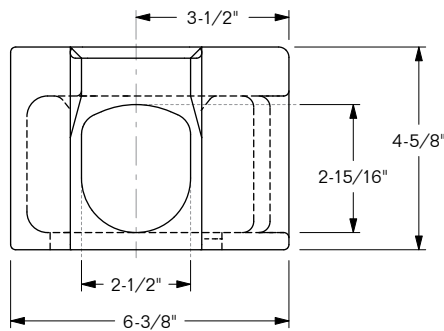


4002-1432-B
Right



Model 4002-1432-A Left Casting is shown dimensioned.

Model 4002-1432-B Right Casting is the mirror opposite.



MATERIAL: CAST STEEL (per ISO 1161 requirements)
FINISH: MACHINED ON ALL SIDES & SHOT-BLASTED
WEIGHT: 25 LBS / 11.34 Kg

4002

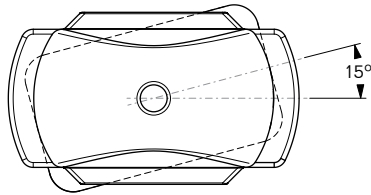


FLIP-OVER TWISTLOCKS

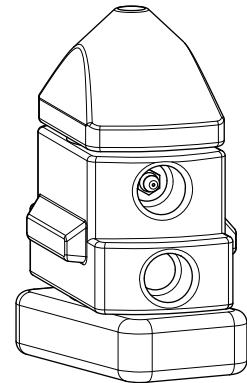
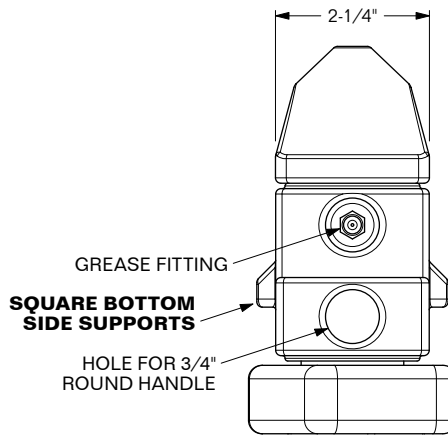
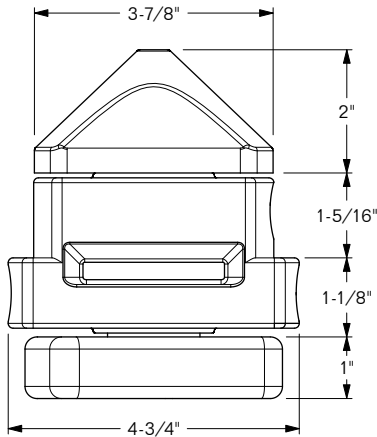
for FOLDING END
ISO FLATRACK CONTAINERS

MODEL 4002-1755

FLIP-OVER TWISTLOCK
w/ Square Bottom Side Supports
connects stacked empty Flatracks



Detented locked and unlocked positions

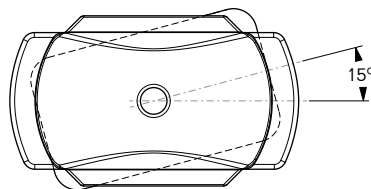


**REQUIRES GROOVES ON
CORNER CASTING CHAMFERS**

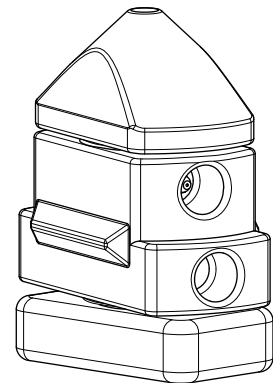
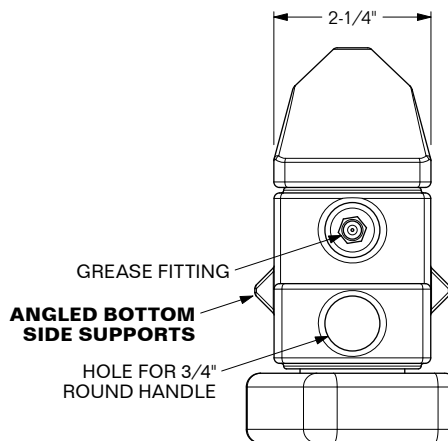
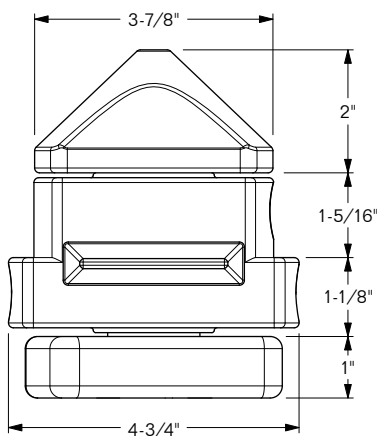
MATERIAL: CAST & FORGED STEEL
FINISH: PRIMER **WEIGHT:** 11.18 LBS / 5.07 Kg

MODEL 4002-2880

FLIP-OVER TWISTLOCK
w/ Angled Bottom Side Supports
connects stacked empty Flatracks



Detented locked and unlocked positions



**DOES NOT REQUIRE GROOVES ON
CORNER CASTING CHAMFERS**

MATERIAL: CAST & FORGED STEEL
FINISH: PRIMER **WEIGHT:** 11.2 LBS / 5.08 Kg

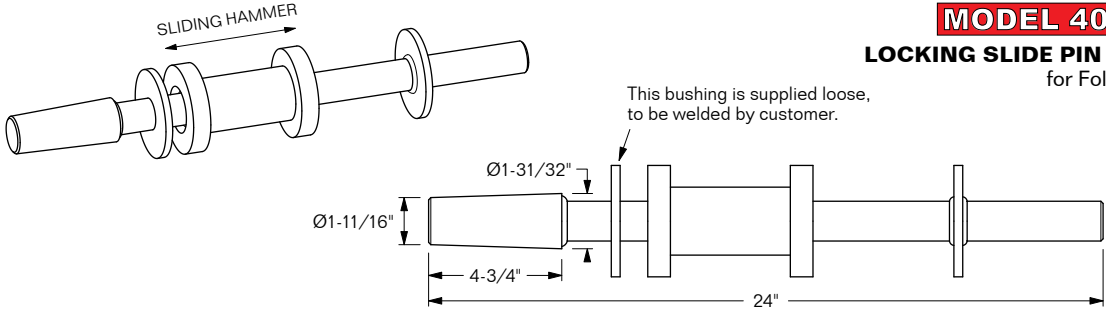
4002



FLATRACK COMPONENTS

LOCKING SLIDE PINS, LATCH & HOOK

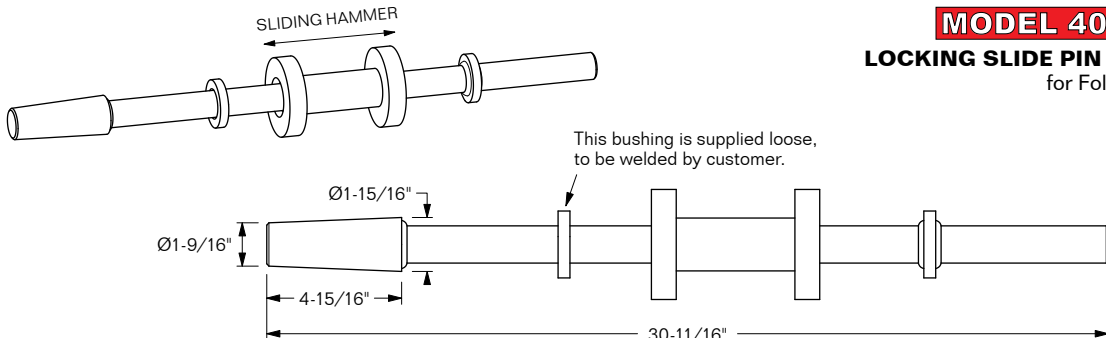
ISO FLATRACK CONTAINERS



SECURES FRONT & REAR END WALLS IN UPRIGHT POSITION.

MODEL 4003-2028
LOCKING SLIDE PIN ASSEMBLY
 for Folding Flatracks

PIN & SHAFT MATERIAL: STAINLESS STEEL **SLIDING HAMMER MATERIAL:** CAST STEEL
PIN & SHAFT FINISH: SELF-COLOR **SLIDING HAMMER FINISH:** PRIMER **WEIGHT:** 21.08 LBS / 9.56 Kg

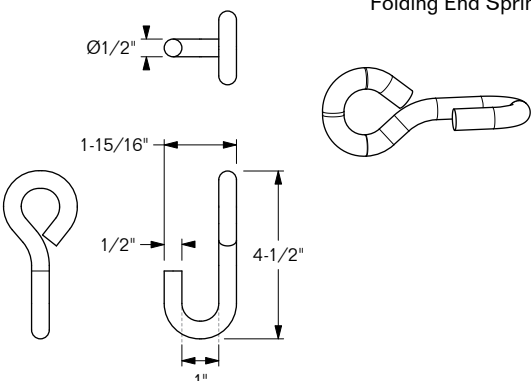


MODEL 4003-6922
LOCKING SLIDE PIN ASSEMBLY
 for Folding Flatracks

PIN & SHAFT MATERIAL: STAINLESS STEEL **SLIDING HAMMER MATERIAL:** CAST STEEL
PIN & SHAFT FINISH: SELF-COLOR **SLIDING HAMMER FINISH:** PRIMER **WEIGHT:** 21.85 LBS / 9.91 Kg

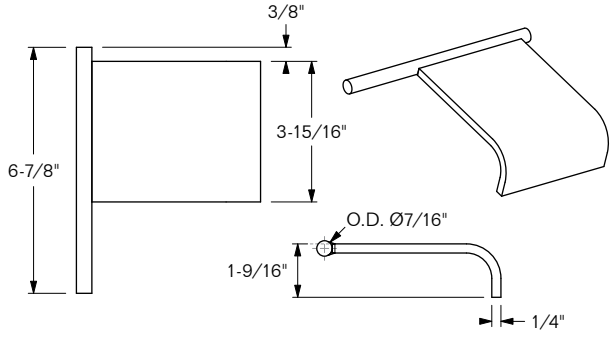
4003

MODEL 4003-2792
HOOK for Flatrack
 Folding End Spring



MATERIAL: STEEL **FINISH:** BLACK PAINT
WEIGHT: 0.43 LBS / 0.2 Kg

MODEL 4003-6923
LATCH for 6922 Locking
 Slide Pin Assembly (above)



WORKS WITH: 4003-6922 LOCKING SLIDE PIN ASSY.
MATERIAL: STEEL **FINISH:** HOT-DIP GALVANIZED (HDG)
WEIGHT: 1.88 LBS / 0.85 Kg



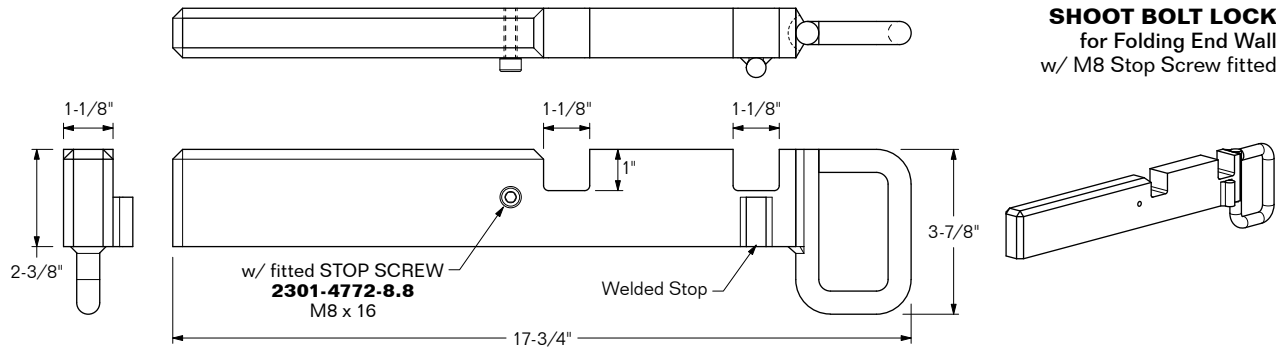
FLATRACK COMPONENTS

SHOOT BOLT LOCKS & GRAVITY LATCH

ISO FLATRACK CONTAINERS

MODEL 4003-2085-KIT

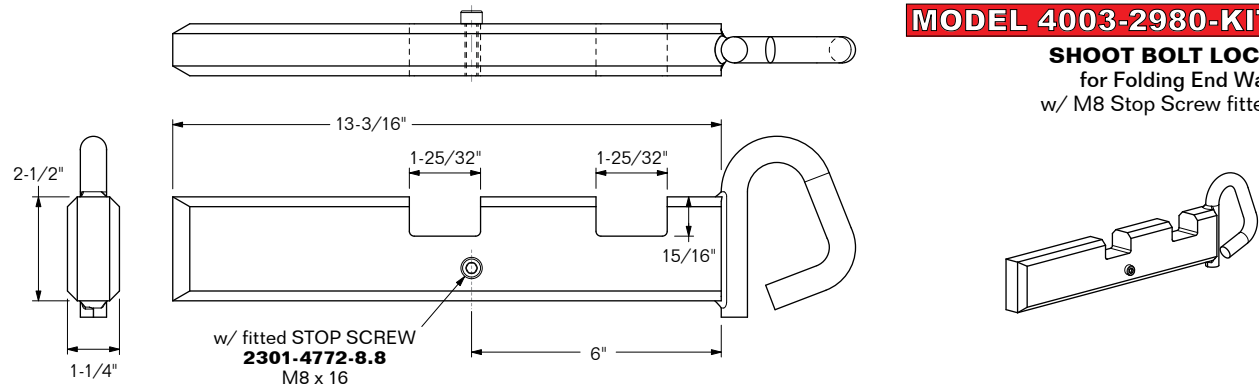
SHOOT BOLT LOCK
for Folding End Wall
w/ M8 Stop Screw fitted



SUB FOR: CIMC SL-HL **FOR USE ON:** CIMC **WORKS WITH:** BUFFERS 4003-2660 GRAVITY LATCH
MATERIAL: ALLOY STEEL **FINISH:** HOT-DIP GALVANIZED (HDG) **WEIGHT:** 10.85 LBS / 4.92 Kg

MODEL 4003-2980-KIT

SHOOT BOLT LOCK
for Folding End Wall
w/ M8 Stop Screw fitted

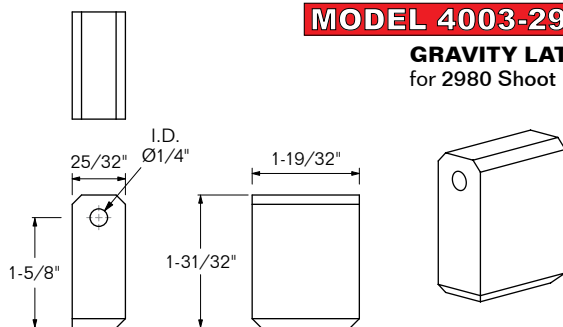


FOR USE ON: CMCI, YMC **WORKS WITH:** BUFFERS 4003-2981 GRAVITY LATCH
MATERIAL: ALLOY STEEL **FINISH:** HOT-DIP GALVANIZED (HDG) **WEIGHT:** 10.98 LBS / 4.98 Kg

4003

MODEL 4003-2981

GRAVITY LATCH
for 2980 Shoot Bolt



WORKS WITH: HEX BOLT 2301-4739-SS, HEX NUT 2301-4740-SS & FLAT WASHER 2301-4741-SS
MATERIAL: STEEL **FINISH:** ZINC-PLATED
WEIGHT: 0.65 LBS / 0.3 Kg



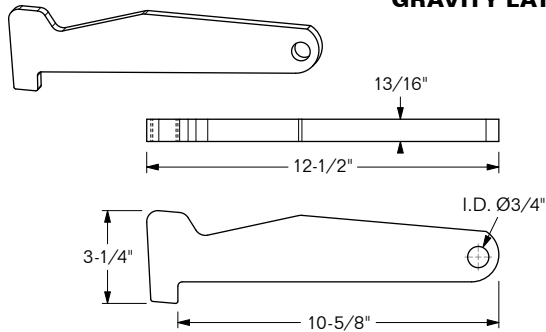
FLATRACK COMPONENTS

GRAVITY LATCHES

ISO FLATRACK CONTAINERS

MODEL 4003-2976

GRAVITY LATCH

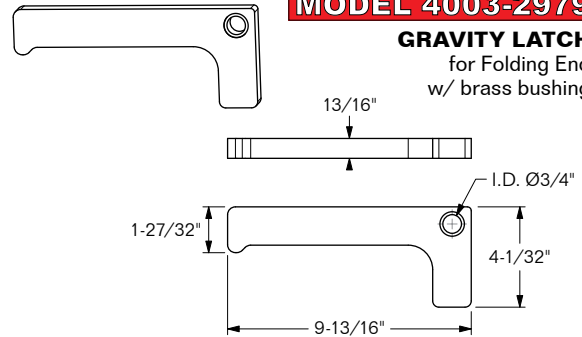


FOR USE ON: CMCI **MATERIAL:** STEEL
FINISH: SELF-COLOR **WEIGHT:** 5.35 LBS / 2.43 Kg

MODEL 4003-2979

GRAVITY LATCH

for Folding End
w/ brass bushing



Holds flatrack end walls in DOWN position

MATERIAL: STEEL **FINISH:** PAINTED RED
WEIGHT: 4.25 LBS / 1.93 Kg

4003





TABLE OF CONTENTS
ADDITIONAL CONTAINER
PARTS & MISC. ITEMS **4400**

PAGE NUMBERS

| | |
|----------------------|---|
| 4401-1 | CSC PLATES: Standard & Combination Plates |
| 4402-1 | CONTAINER VENT COVERS |
| 4403-1 | DOCUMENT HOLDERS: Manifest Box |
| 4406-1 | REEFER ROOF & WALL STRINGERS |
| 4406-2 | REEFER PVC LINING RETAINERS |
| 4406-3 to -4 | REEFER INSULATING FOAM FILLER |
| 4406-5 to -7 | REEFER DRAIN ASSEMBLIES & COMPONENTS: <ul style="list-style-type: none">» Plug Assemblies» Valve Assemblies» Pipe Assemblies» Kazoos & Clamp |
| 4406-8 to -10 | MISC. REEFER PARTS: <ul style="list-style-type: none">» Generator Set Brackets» Vinyl Curtain Kit & Components» Gas Injection Port Kit |
| 4407-1 | DOOR LOCK BOXES (w/ LATCH) |





CSC PLATES

STANDARD & COMBINATION

DOMCON, FLATRACK, ISO & REEFER CONTAINERS

I.D. 1/8" / Ø3 MM x 4 HOLES

CSC SAFETY APPROVAL

/ / /

DATE MANUFACTURED

IDENTIFICATION NO.

MAX. GROSS WEIGHT KGS LBS

ALLOWABLE STACKING WEIGHT 1.8G KGS LBS

RACKING TEST LOAD VALUE KGS LBS

ACEP

4-1/8"
104 MM

8-1/16"
204 MM

MODEL 4401-2275

STANDARD CSC PLATE

MATERIAL: STAINLESS STEEL
w/ BLACK MARKINGS

THICKNESS: 1/32" / 0.8 MM

FINISH: SELF-COLOR

WEIGHT: 0.44 LBS / 0.2 Kg

I.D. 1/8" / Ø3 MM x 6 HOLES

APPROVED FOR TRANSPORT
UNDER CUSTOMS SEAL

/ / /

TYPE
MANUFACTURER'S
NUMBER

TIMBER COMPONENT
TREATMENT

/ / /

CSC SAFETY APPROVAL

/ / /

DATE MANUFACTURED

IDENTIFICATION NO.

MAX. GROSS WEIGHT KGS LBS

ALLOWABLE STACKING WEIGHT 1.8G KGS LBS

RACKING TEST LOAD VALUE KGS LBS

ACEP

9-3/4"
248 MM

8-1/16"
204 MM

MODEL 4401-2276

COMBINATION
CSC PLATE

MATERIAL: STAINLESS STEEL
w/ BLACK MARKINGS

THICKNESS: 1/32" / 0.8 MM

FINISH: SELF-COLOR

WEIGHT: 0.84 LBS / 0.38 Kg

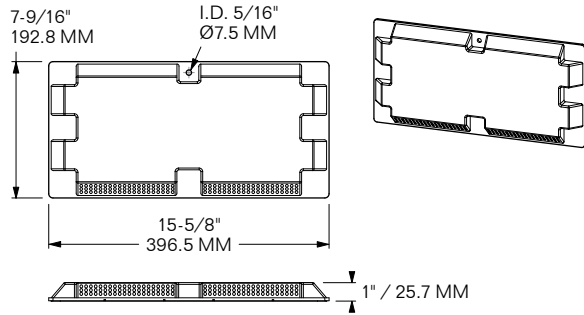
4401



CONTAINER VENT COVERS

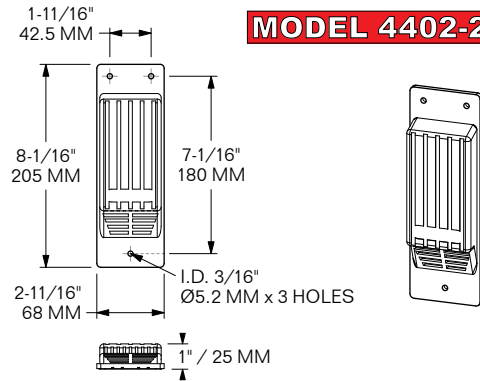
DOMCON & ISO CONTAINERS

MODEL 4402-2277



FITS: ISO CONTAINERS (on Starter Panel)
MATERIAL: ABS PLASTIC w/ RUBBER SEAL
COLOR: GRAY **WEIGHT:** 0.9 LBS / 0.41 Kg

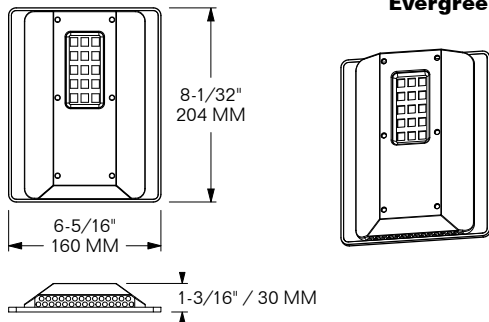
MODEL 4402-2278



FITS: JINDO 48' & 53' HUB, PACER, SWIFT
MATERIAL: ABS PLASTIC w/ RUBBER SEAL
WEIGHT: 0.15 LBS / 0.06 Kg

MODEL 4402-2356-GR

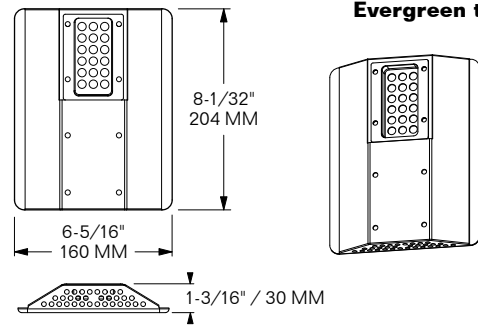
Evergreen type



SUB FOR: CIMC D25-02 **FITS:** ISO CONTAINERS
MATERIAL: ABS PLASTIC **COLOR:** GREEN
WEIGHT: 0.62 LBS / 0.28 Kg

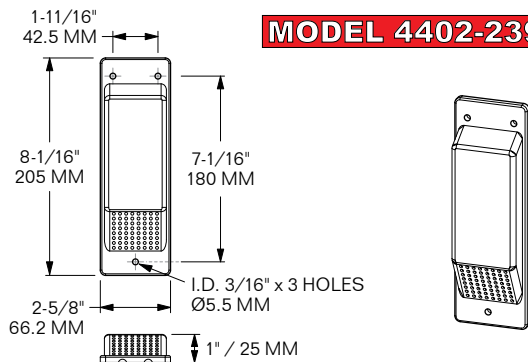
MODEL 4402-2356-OR

Evergreen type



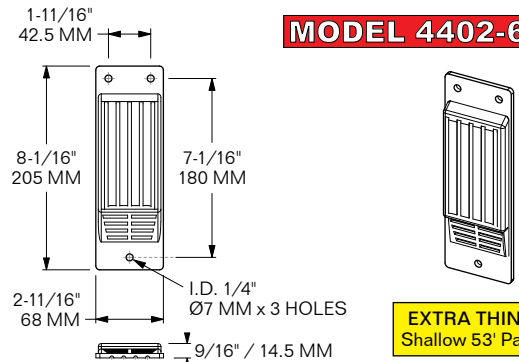
FITS: ISO CONTAINERS
MATERIAL: ABS PLASTIC **COLOR:** ORANGE
WEIGHT: 0.66 LBS / 0.3 Kg

MODEL 4402-2397-3



SUB FOR: CIMC D25-01
FITS: 20', 40' & 45' ISO CONTAINERS
MATERIAL: ABS PLASTIC w/ RUBBER SEAL
WEIGHT: 0.17 LBS / 0.08 Kg

MODEL 4402-6567



SUB FOR: CIMC D25-05
FITS: 48' & 53' SHALLOW PANELS
MATERIAL: ABS PLASTIC w/ RUBBER SEAL
WEIGHT: 0.15 LBS / 0.07 Kg

EXTRA THIN for Shallow 53' Panels

4402

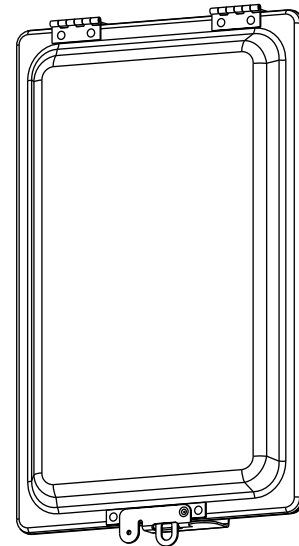
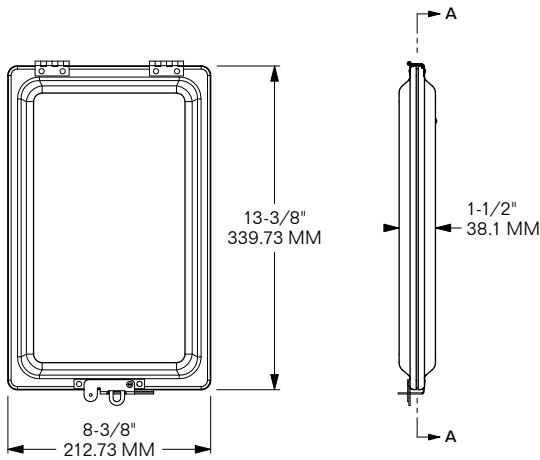


DOCUMENT HOLDERS

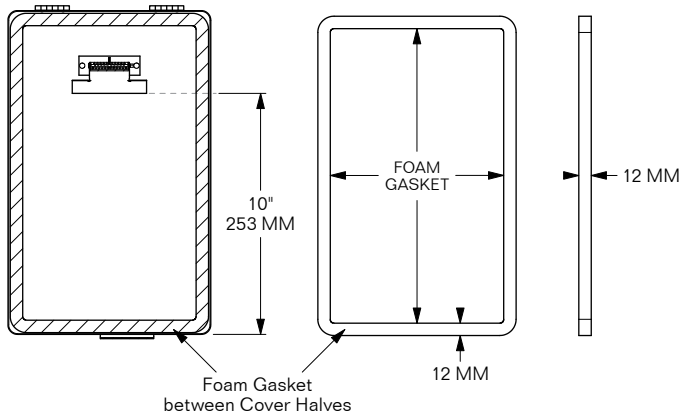
DOMCON CONTAINERS
DRY & REEFER VAN TRAILERS

MODEL 4403-2056-NL

MANIFEST BOX w/ no logo imprint



SECTION A-A



SUB FOR: PENZ 10-01
MATERIAL/FINISH:
 COVERS – ALUMINUM (SELF-COLOR);
 PAPER HOLDER CLIP – NICKEL-PLATED STEEL;
 LATCH & HINGES – STAINLESS STEEL
WEIGHT: 1 LB / 0.45 Kg

4403



ROOF & WALL STRINGERS

REEFER CONTAINERS

MODEL 4406-2740
PVC Roof Stringer

SUB FOR: CARLISLE 3118 **MATERIAL:** PVC **COLOR:** BLK
LENGTH: 82-1/2" / 2,093 MM **WEIGHT:** 3.5 LBS / 1.59 Kg

MODEL 4406-6436
PVC Wall Stringer

SUB FOR: MAERSK 7360003 **FITS:** MCIQ 40' REEFER
LENGTH: 105" / 2,666 MM **MATERIAL:** PVC
COLOR: GRAY **WEIGHT:** 2.53 LBS / 1.15 Kg

MODEL 4406-6437
PVC Wall Stringer

SUB FOR: MAERSK 7360024 **FITS:** MCIQ 40' REEFER
LENGTH: 103-7/8" / 2,638 MM **MATERIAL:** PVC
COLOR: GRAY **WEIGHT:** 4 LBS / 1.81 Kg

SPECIAL ORDER ONLY **MODEL 4406-6758**
Aluminum Wall Stringer

LENGTH: 108-1/8" / 2,746 MM
MATERIAL: ALUMINUM **FINISH:** SELF-COLOR
WEIGHT: 3.15 LBS / 1.43 Kg

4406

MODEL 4406-6980
PVC Wall Stringer
T-style

LENGTH: 108" / 2,743.2 MM **MATERIAL:** PVC
COLOR: GRAY **WEIGHT:** 3.02 LBS / 1.37 Kg

MODEL 4406-7717
PVC Roof Stringer
I-Beam

SUB FOR: CIMC RA-W6K **FITS:** CIMC 40' REEFER
LENGTH: 86-5/8" / 2,200 MM **MATERIAL:** PVC
COLOR: GRAY **WEIGHT:** 5.2 LBS / 2.4 Kg

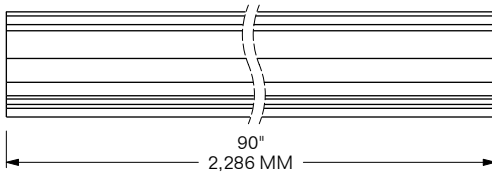
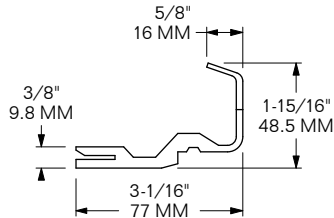
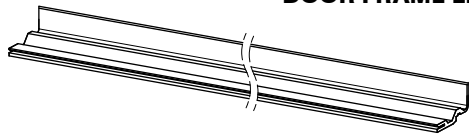


PVC LINING RETAINERS

REEFER CONTAINERS

MODEL 4406-6829

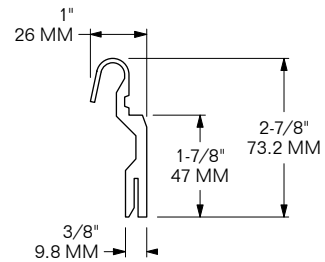
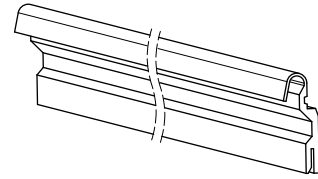
DOOR FRAME LEDGE



FITS: CIMC 40' REEFER **SUB FOR:** CIMC 09-004
LENGTH: 90" / 2,286 MM **MATERIAL:** PVC
COLOR: OFF-WHITE **WEIGHT:** 5.05 LBS / 2.29 Kg

MODEL 4406-7450

FRAME LEDGE



FITS: CIMC 40' REEFER **SUB FOR:** CIMC 09-003
LENGTH: 102.6" / 2,604 MM **MATERIAL:** PVC
COLOR: OFF-WHITE **WEIGHT:** 4.4 LBS / 2 Kg

4406

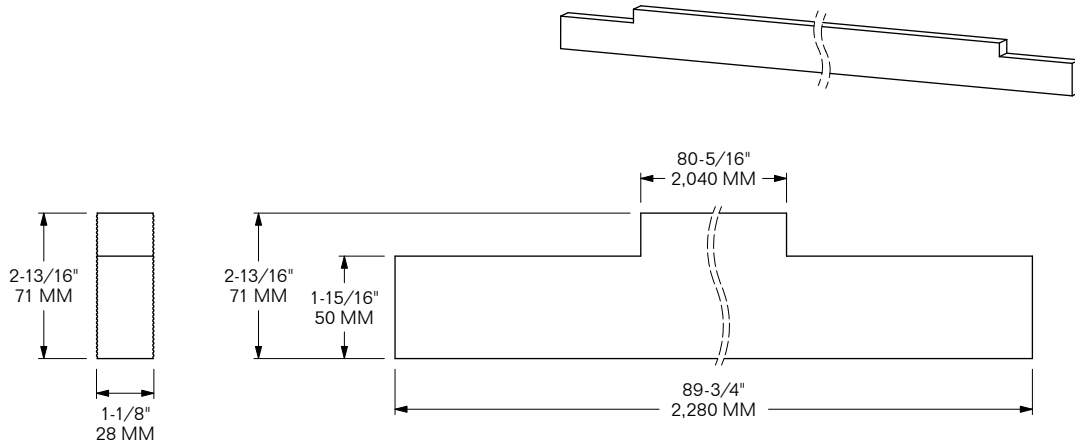


INSULATING FOAM FILLER

REEFER CONTAINERS

MODEL 4406-6805

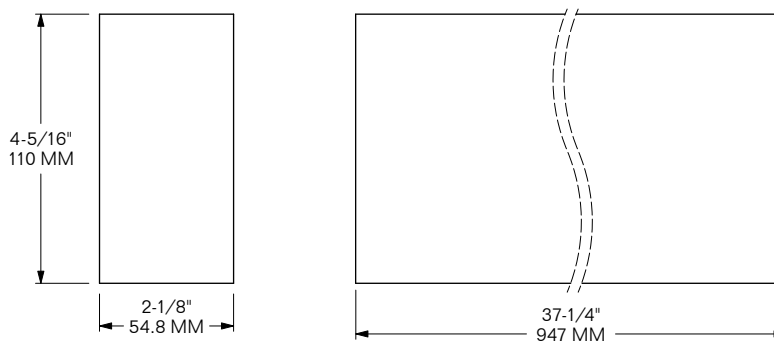
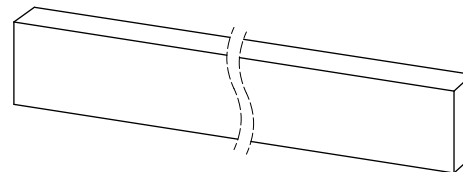
FLOOR, Corrugated & Notched



FITS: CIMC 40' REEFER **SUB FOR:** CIMC TA12-B219-P3
MATERIAL: POLYETHYLENE **FINISH:** BLACK **WEIGHT:** 8.6 LBS / 3.9 Kg

MODEL 4406-7846

UNDER GUTTER



FITS: CIMC 40' REEFER **SUB FOR:** CIMC GB01-J236-A2
MATERIAL: POLYETHYLENE **FINISH:** BLACK **WEIGHT:** 11.7 LBS / 5.3 Kg

4406

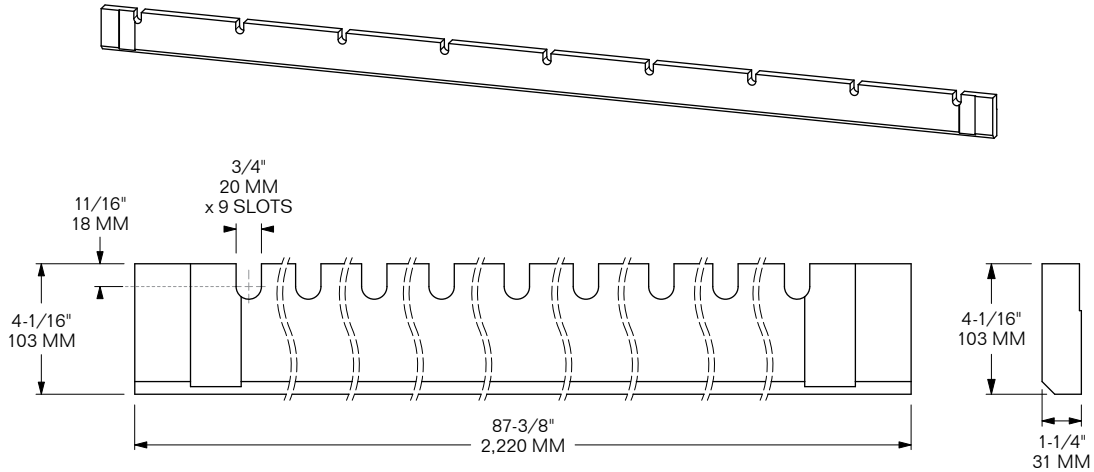


INSULATING FOAM FILLER

REEFER CONTAINERS

MODEL 4406-7855

UNDER THRESHOLD, Shim



FITS: CIMC 40' REEFER **SUB FOR:** CIMC GB02-C221-F0
MATERIAL: POLYURETHANE **FINISH:** TAN **WEIGHT:** 6.06 LBS / 2.75 Kg

4406



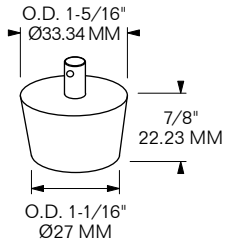
DRAIN PARTS

PLUG & VALVE ASSEMBLIES

REEFER CONTAINERS | REEFER VAN TRAILERS

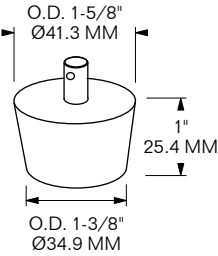
MODEL 4406-1981-KIT
MODEL 4406-1982-KIT
REEFER DRAIN PLUG ASSEMBLIES

MODEL 1981-KIT



WEIGHT: 0.1 LBS
(includes Lanyard)

MODEL 1982-KIT

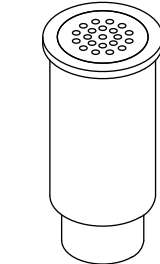
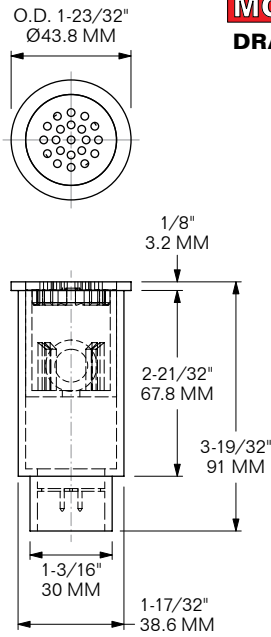


WEIGHT: 0.15 LBS
(includes Lanyard)



BOTH PLUGS HAVE APPROX. 8" STAINLESS STEEL LANYARD ATTACHED

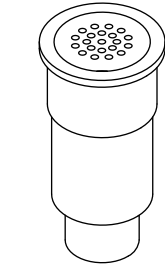
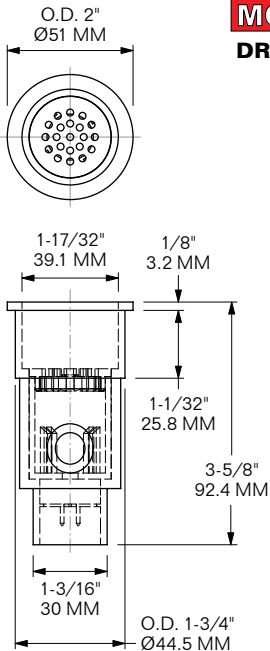
MODEL 4406-6948
DRAIN VALVE ASSEMBLY



1-1/4" Drain Valve

MATERIAL: BLACK RUBBER & PVC
WEIGHT: 0.13 LBS / 0.06 Kg

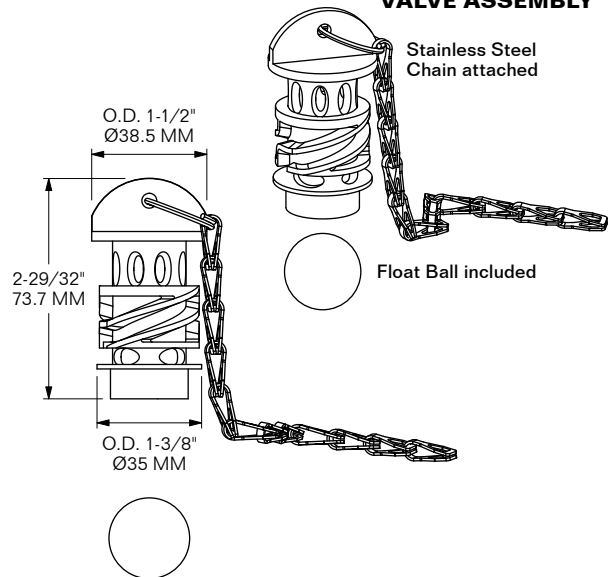
MODEL 4406-6949
DRAIN VALVE ASSEMBLY



1-5/8" Drain Valve

MATERIAL: BLACK RUBBER & PVC
WEIGHT: 0.16 LBS / 0.07 Kg

MODEL 4406-7529
AUTOMATIC DRAIN VALVE ASSEMBLY



Stainless Steel Chain attached

Float Ball included

MATERIAL: PE
WEIGHT: 0.06 LBS / 0.03 Kg

4406



DRAIN PARTS

PIPE & VALVE ASSEMBLIES

REEFER CONTAINERS | REEFER VAN TRAILERS

MODEL 4406-7373-1
Aluminum Cap

MODEL 4406-7373-4
Strainer No. 1, Stainless Steel

MODEL 4406-7373-3
Strainer No. 2, Stainless Steel

MODEL 4406-7373-2
PVC Drain Pipe

MODEL 4406-7373-KIT
3-1/2" DRAIN PIPE ASSEMBLY
ONLY SOLD AS COMPLETE KIT

MODEL 4406-6950
Kazoo-type Drain Valve
(sold separately)

WEIGHT: 0.37 LBS / 0.17 Kg

MODEL 4406-7373-1
Aluminum Cap

MODEL 4406-7373-4
Strainer No. 1, Stainless Steel

MODEL 4406-7373-3
Strainer No. 2, Stainless Steel

MODEL 4406-7374-2
PVC Drain Pipe

MODEL 4406-7374-KIT
6" DRAIN PIPE ASSEMBLY
ONLY SOLD AS COMPLETE KIT

MODEL 4406-6950
Kazoo-type Drain Valve
(sold separately)

WEIGHT: 0.46 LBS / 0.21 Kg

4406

I.D. 3/16"
Ø5 MM
6 HOLES

O.D. 3-1/2"
Ø88.5 MM

O.D. 1-7/16"
Ø37 MM

O.D. 2-5/32"
Ø54.5 MM

23/32"
18.5 MM

3-1/2"
90.3 MM

3/16"
5 MM

1-1/32"
26.5 MM

O.D. 1-3/4"
Ø44 MM

MODEL 4406-7377-KIT
DRAIN VALVE, AUTOMATIC
SELF-CLOSING

EACH ITEM ALSO
SOLD SEPARATELY:

MODEL 4406-7377-3/7
Valve Assembly, PVC

MODEL 4406-7377-1
Inner Housing, Aluminum

MODEL 4406-7377-2
Outer Housing w/ Flange, PVC

4406-7377-KIT

WEIGHT: 0.31 LBS / 0.14 Kg



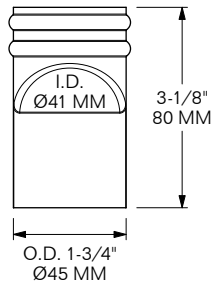
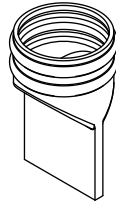
DRAIN PARTS KAZOO

REEFER CONTAINERS | REEFER VAN TRAILERS

MODEL 4406-6753

KAZOO

FITS DRAIN PIPES w/
O.D. 1-5/8" / Ø41 MM



SUB FOR: CIMC 09-006-8, BL-A04-E0
FITS: CIMC **MATERIAL:** BLACK RUBBER
WEIGHT: 0.06 LBS / 0.03 Kg

MODEL 4406-6769

HOSE CLAMP
for Kazoos & Valves

MINIMUM CLAMP DIAMETER: 1-1/4"
MAXIMUM CLAMP DIAMETER: 2-1/4"
BAND WIDTH: 1/2"
BAND THICKNESS: 1/64"
SCREW SIZE: 5/16" HEX

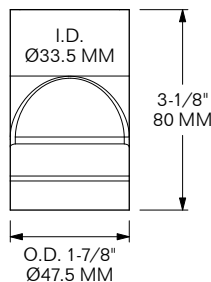


MATERIAL: STAINLESS STEEL
FINISH: SELF-COLOR
WEIGHT: 0.05 LBS / 0.02 Kg

MODEL 4406-6950

KAZOO

FITS DRAIN PIPES w/
O.D. 1-5/16" / Ø33.5 MM



FITS: VANGUARD
MATERIAL: BLACK RUBBER
WEIGHT: 0.03 LBS / 0.013 Kg

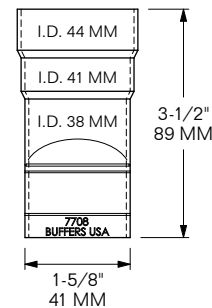
MODEL 4406-7708

COMBO KAZOO

FITS DRAIN
PIPES w/ O.D.
1-1/2" / 38 MM
1-5/8" / 41 MM
1-3/4" / 44 MM



Easy to cut to required size



SUB FOR: CIMC 09-006-1
MATERIAL: BLACK RUBBER
WEIGHT: 0.04 LBS / 0.018 Kg

4406

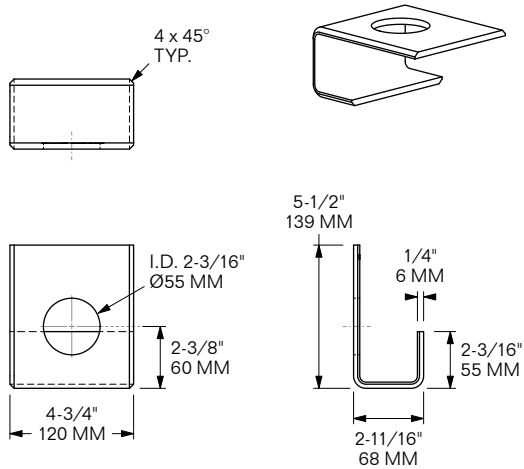




GENERATOR SET BRACKETS

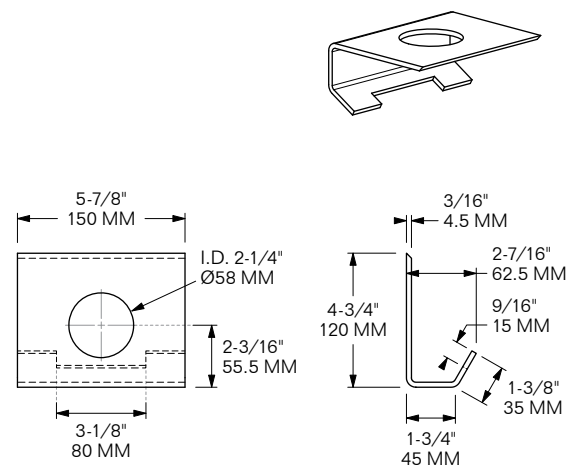
REEFER CONTAINERS

MODEL 4406-6446
GENERATOR SET BRACKET



SUB FOR: MAERSK 7133055 **FITS:** MCIQ 40' REEFER
MATERIAL: CORTEN STEEL **FINISH:** PRIMER
WEIGHT: 2.79 LBS / 1.27 Kg

MODEL 4406-7230
GENERATOR SET BRACKET
 for Top Header



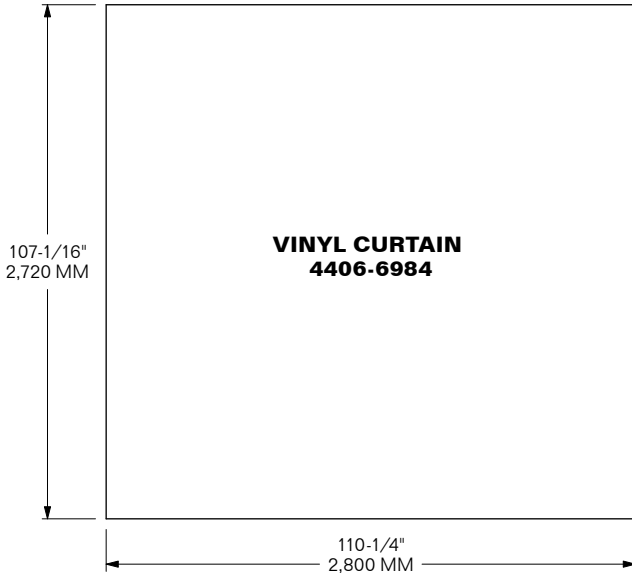
FITS: CIMC & MAERSK MCIQ REEFER
MATERIAL: CORTEN STEEL **FINISH:** PRIMER
WEIGHT: 1.87 LBS / 0.85 Kg

4406



VINYL CURTAIN KIT & COMPONENTS

REEFER CONTAINERS



MATERIAL: PVC w/ Frost Finish
WEIGHT: 3.3 LBS / 1.5 Kg

0.0065" (6.5 mil)
 0.165 MM

MODEL 4406-6984-KIT

**VINYL CURTAIN w/
 DECAL, RIBBON & TAG**

ALSO SOLD INDIVIDUALLY:

MODEL 4406-6984

VINYL CURTAIN

MODEL 4406-6985

SECURING RIBBON

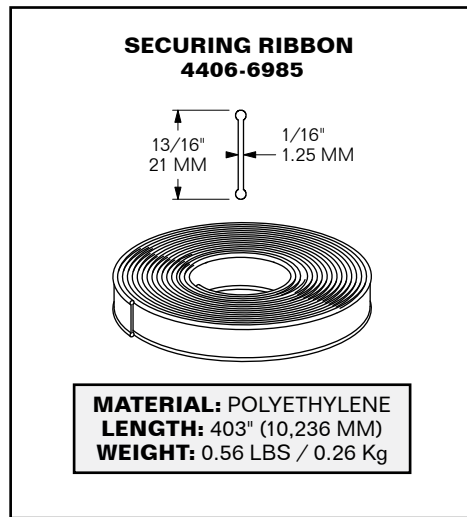
MODEL 4406-6986

VINYL STICK-ON DECAL

MODEL 4406-6987

HANGING TAG

4406



MATERIAL: POLYETHYLENE
LENGTH: 403" (10,236 MM)
WEIGHT: 0.56 LBS / 0.26 Kg

**HANGING TAG
 4406-6987**

Printed Front & Back
 as shown

MATERIAL:
 ANTI-TEAR PLASTIC
COLORS:
 WHITE BACKING
 w/ RED PRINT
TAG DIMENSIONS:
 3.75" (95 MM) WIDE x
 8.5" (216 MM) LONG



**STICK-ON DECAL
 4406-6986**

Pull-off Mask on back side

MATERIAL: VINYL
COLORS: WHITE BACKING w/ RED PRINT
DIMENSIONS: 13.5" (343 MM) WIDE x
 9.5" (241 MM) LONG





GAS INJECTION PORT KIT

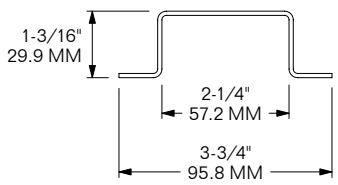
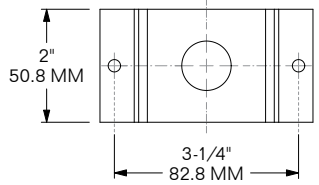
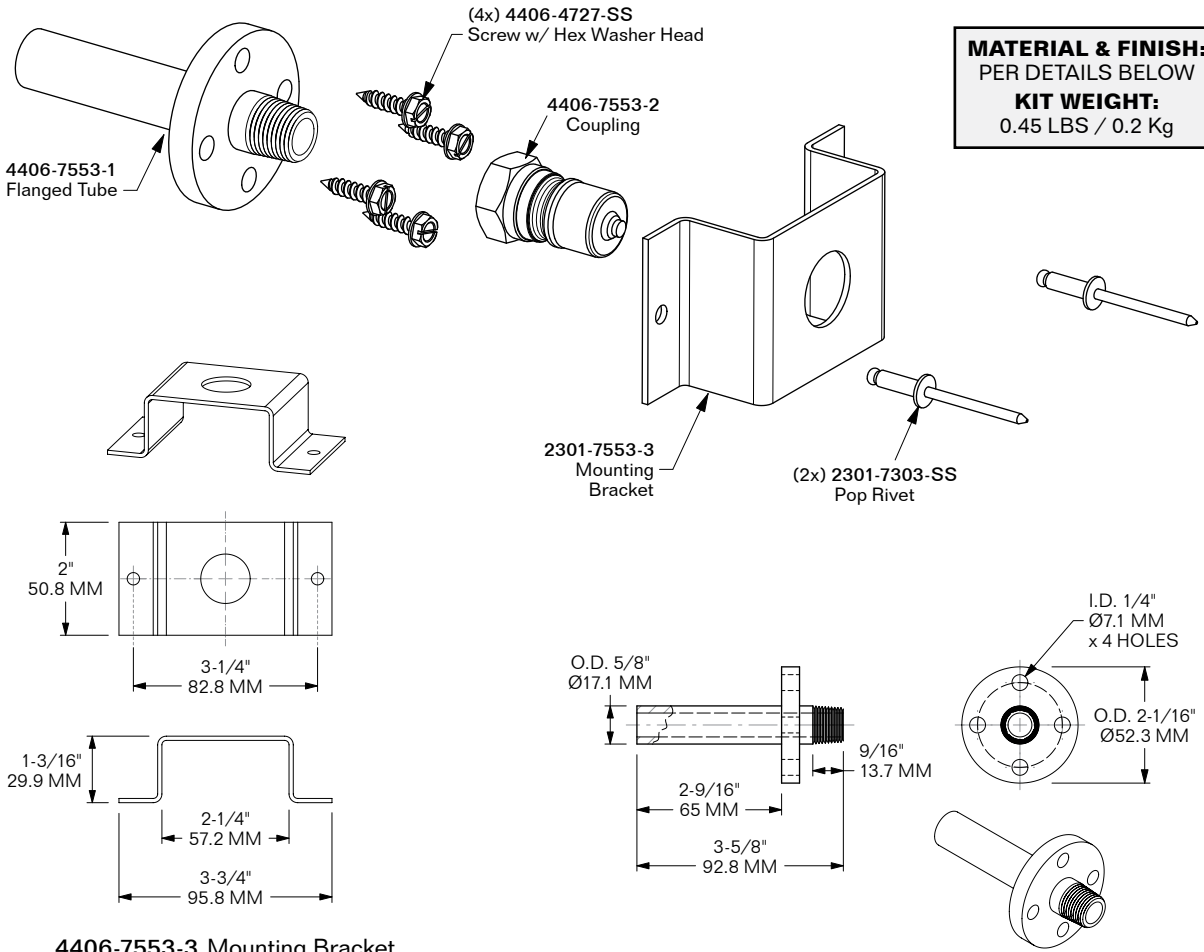
REEFER CONTAINERS

*Only sold as a Complete Kit; Components are **NOT** sold separately.

MODEL 4406-7553-KIT

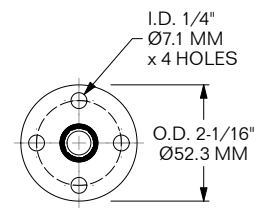
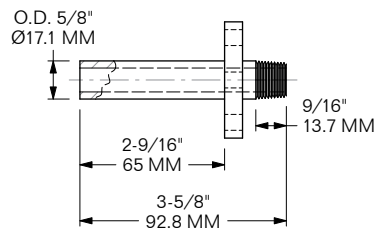
GAS INJECTION PORT KIT*

MATERIAL & FINISH:
PER DETAILS BELOW
KIT WEIGHT:
0.45 LBS / 0.2 Kg



4406-7553-3 Mounting Bracket

MATERIAL: STAINLESS STEEL
FINISH: MILL FINISH
WEIGHT: 0.23 LBS / 0.1 Kg



4406-7553-1 Flanged Tube

MATERIAL: SCH 80 CPVC **COLOR:** GRAY
WEIGHT: 0.06 LBS / 0.03 Kg

4406



DOOR LOCK BOX & LATCH KITS

DOMCON & ISO CONTAINERS

4-1/4" 108 MM
3/16" 4.8 MM
4-3/32" 104 MM
4-5/16" 109 MM
1-1/2" 38 MM
1-9/16" 40 MM
I.D. 3/4" Ø19 MM x 2 HOLES
1-1/4" 31.75 MM
2-1/2" 63.5 MM
1-1/2" 38.1 MM
7-3/4" 197.24 MM
7-3/8" 187 MM
1-13/16" 46 MM
3-15/16" 88.1 MM
2-1/8" 54 MM
1" 25.4 MM

MODEL 4407-2934-KIT
LOCK BOX MODEL 4407-2934-1
LATCH MODEL 4407-2934-2

4407-2934-2 LATCH 4407-2934-1 LOCK BOX

PARTS ALSO SOLD SEPARATELY

SUB FOR: PENZ 70-30 MATERIAL: FAB. STEEL FINISH: PRIMER 2934-KIT WEIGHT: 6.3 LBS / 2.86 Kg
2934-1 LOCK BOX WEIGHT: 5.68 LBS / 2.57 Kg 2934-2 LATCH WEIGHT: 0.63 LBS / 0.29 Kg

4407

6-3/4" 171.5 MM
2-1/4" 57.2 MM
15/16" 23.8 MM
2-1/4" 57.2 MM
4-1/8" 104.8 MM
3/8" 9.5 MM
1-3/8" 34.9 MM
1-3/4" 44.5 MM

MODEL 4407-6378-KIT
LOCK BOX MODEL 4407-6378-1
LATCH LUG MODEL 4407-6378-2

4407-6378-2 LATCH LUG 4407-6378-1 LOCK BOX

PARTS ALSO SOLD SEPARATELY

SUB FOR: PENZ 70-41 MATERIAL: FAB. STEEL FINISH: PRIMER 6378-KIT WEIGHT: 3.65 LBS / 1.66 Kg
6378-1 LOCK BOX WEIGHT: 3.45 LBS / 1.54 Kg 6378-2 LATCH LUG WEIGHT: 0.2 LBS / 0.11 Kg



TABLE OF CONTENTS

CONTAINER YARD STACKING EQUIPMENT **5000**

PAGE NUMBERS

| | |
|---------------|---|
| 5005-1 | MANUAL TWISTLOCK (Fixed Base type) |
| 5005-2 | MANUAL TWISTLOCK (3-Way Locking type) |
| 5005-3 | DOVETAIL TWISTLOCKS |
| 5005-4 | WELD-DOWN TWISTLOCKS |
| | |
| 5006-1 | HANGING CONTAINER STACKER |
| | |
| 5010-1 | CONTAINER BRIDGE FITTINGS (for Tension) |

5000





MANUAL TWISTLOCK

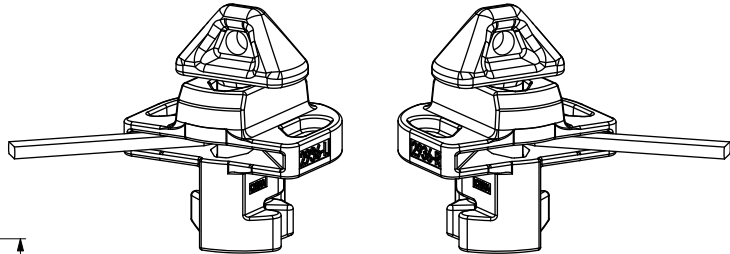
FIXED-BASE TYPE

DOMCON & ISO CONTAINERS

MODEL 5005-2936-LL

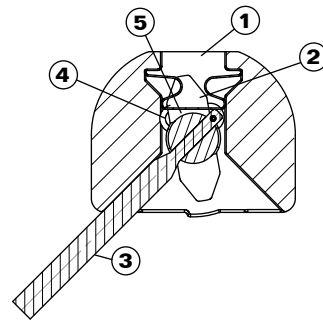
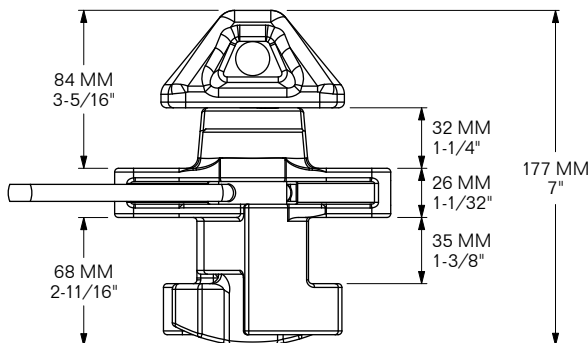
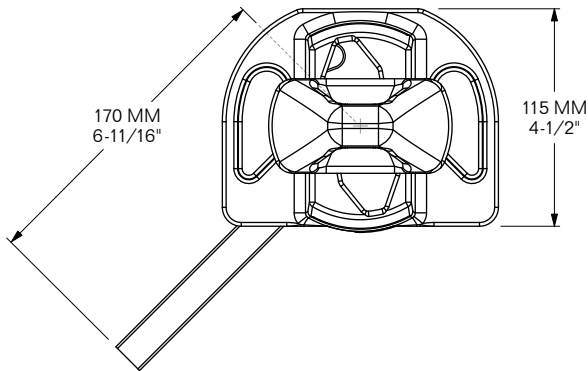
MODEL 5005-2936-RL

NOTE: THIS FIXED-BASE DESIGN PREVENTS PLACING THE LOCK UPSIDE DOWN THAT CAN OTHERWISE CONFUSE LEFT LOCK BEING OPEN AS BEING CLOSED. FIXED-BASE FLANGES ALSO PREVENT ROLL-OUT DURING LOADING.



LEFT-LOCKING

RIGHT-LOCKING



| ITEM | QTY | MODEL | DESCRIPTION | WEIGHT |
|------|-----|---------------|------------------------|--------------------|
| 1 | 1 | 5005-2936-1-L | Housing, left-locking | 12.2 LBS / 5.5 Kg |
| 1 | 1 | 5005-2936-1-R | Housing, right-locking | 12.2 LBS / 5.5 Kg |
| 2 | 1 | 5005-2936-2-L | Pin, left-locking | 4.8 LBS / 2.2 Kg |
| 2 | 1 | 5005-2936-2-R | Pin, right-locking | 4.8 LBS / 2.2 Kg |
| 3 | 1 | 5005-2936-4 | Handle, non-handed | 0.45 LBS / 0.2 Kg |
| 4 | 1 | 5005-2936-5 | Leaf Spring, SS | 0.01 LBS / 0.01 Kg |
| 5 | 1 | 5005-4757-SS | Split Roll Pin | 0.01 LBS / 0.01 Kg |

MBS TENSION: 50 M. TON **MBS SHEAR:** 40 M. TON
MBS COMPRESSION: 100 M. TON
FINISH: HOT-DIP GALVANIZED (HDG)
WEIGHT: 12.05 LBS / 5.47 Kg

5005



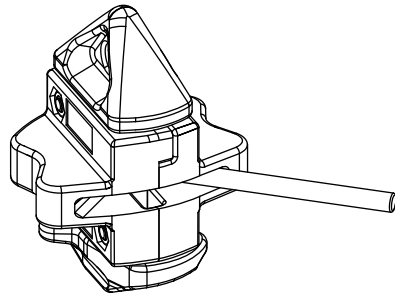
MANUAL TWISTLOCK

3-WAY LOCKING TYPE

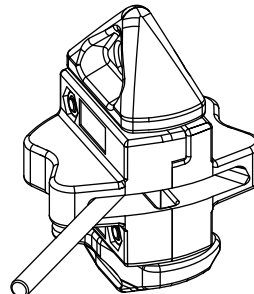
ISO, DOMCON & ISO FLATRACK CONTAINERS

MODEL 5005-7726-LL

MODEL 5005-7726-RL



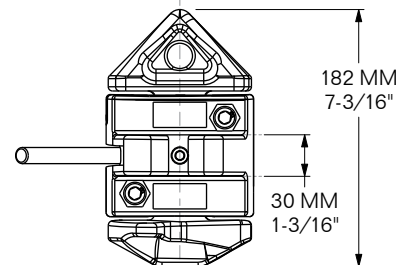
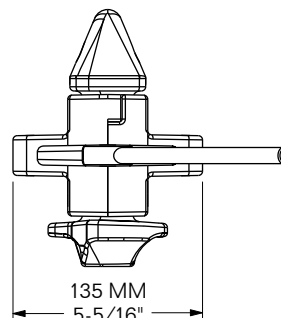
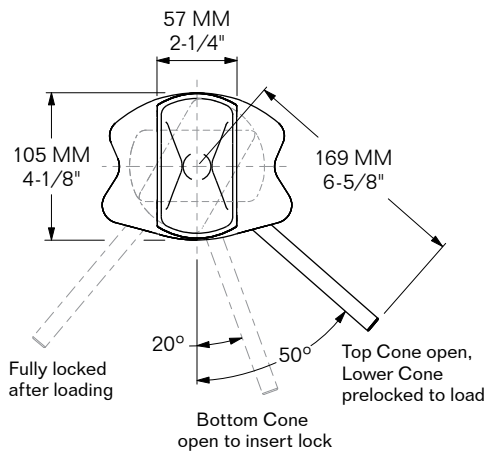
MODEL 5005-7726-LL
Left-Locking



MODEL 5005-7726-RL
Right-Locking

| MODEL | TENSION BREAKING LOAD (M. TON) | SHEAR BREAKING LOAD (M. TON) | WEIGHT | PAD SIZE W x L |
|---------------------|--------------------------------|------------------------------|-------------------|-----------------|
| 5005-7726-LL | 50 | 42 | 13.2 LBS / 5.9 Kg | 135 MM x 105 MM |
| 5005-7726-RL | 50 | 42 | 13.2 LBS / 5.9 Kg | 135 MM x 105 MM |

THREE-WAY LOCKING FEATURE:
Bottom Cone is prelocked when Top Cone is open to prevent roll-out during loading.



B.L. TENSION: 50 M. TON PROOF LOAD: 32 M. TON
B.L. SHEAR: 42 M. TON PROOF LOAD: 26 M. TON
B.L. COMPRESSION: 100 M. TON
FINISH: HOT-DIP GALVANIZED (HDG)

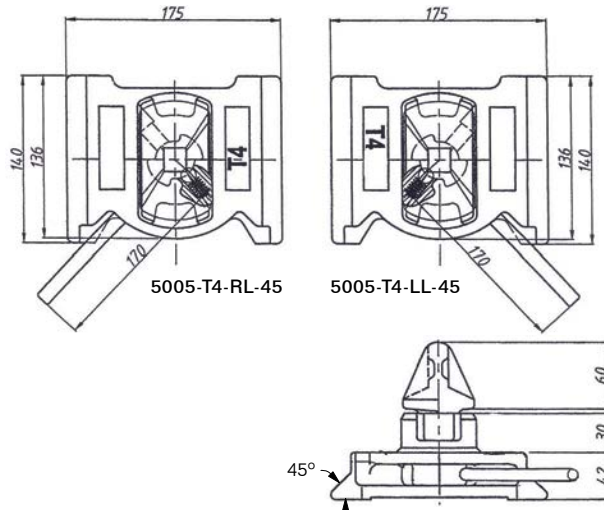
5005



MODEL 5005-T4-LL-45

MODEL 5005-T4-RL-45

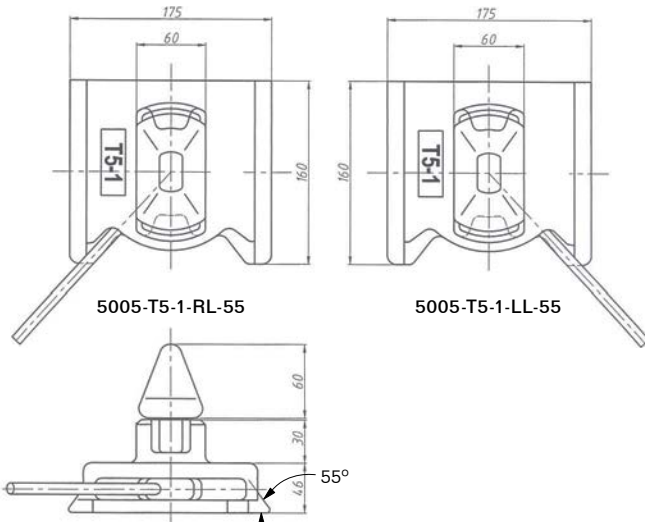
45°, STRAIGHT HANDLE



MODEL 5005-T5-1-LL-55

MODEL 5005-T5-1-RL-55

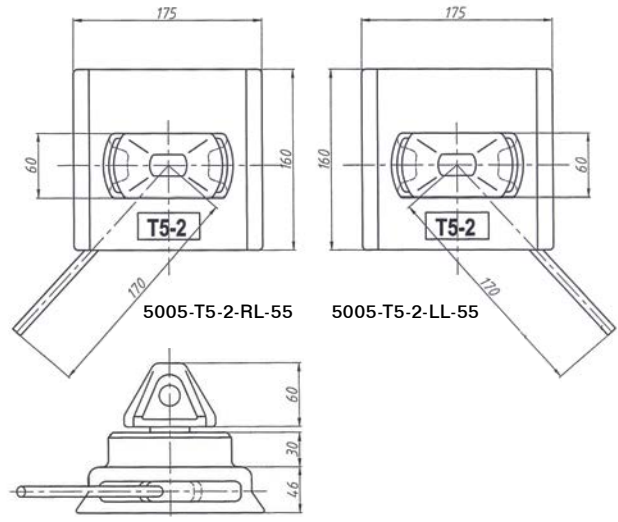
55°, STANDARD



MODEL 5005-T5-2-LL-55

MODEL 5005-T5-2-RL-55

55°, TRANSVERSAL



| MODEL | TENSION BREAKING LOAD | SHEAR BREAKING LOAD | WEIGHT | HANDLE LENGTH |
|--|-----------------------|---------------------|-------------------|-----------------|
| 5005-T4-LL-45 / 5005-T4-RL-45 | 50 M. Ton | 42 M. Ton | 6.6 Kg / 14.6 LBS | 170 MM / 6-3/4" |
| 5005-T5-1-LL-55 / 5005-T5-1-RL-55 | 50 M. Ton | 42 M. Ton | 7.2 Kg / 15.9 LBS | 170 MM / 6-3/4" |
| 5005-T5-2-LL-55 / 5005-T5-2-RL-55 | 50 M. Ton | 42 M. Ton | 8.2 Kg / 18.1 LBS | 170 MM / 6-3/4" |

MATERIAL: DROP-FORGED SHAFT & CAST HOUSING, STAINLESS STEEL SPRING
FINISH: HOT-DIP GALVANIZED (HDG)
CLASS APPROVAL: CAN BE SUPPLIED w/ CLASSIFICATION SOCIETY APPROVAL

5005



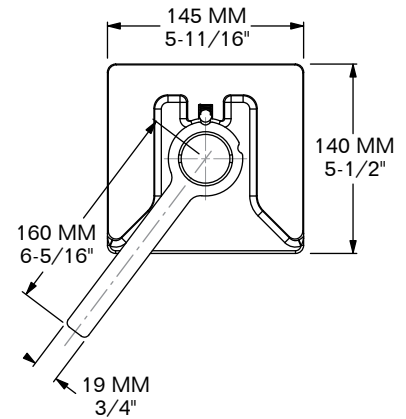
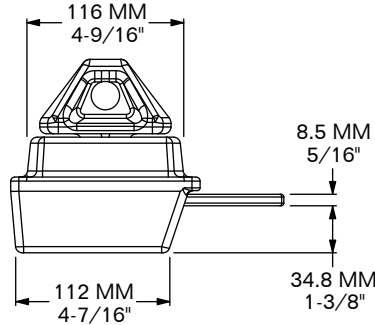
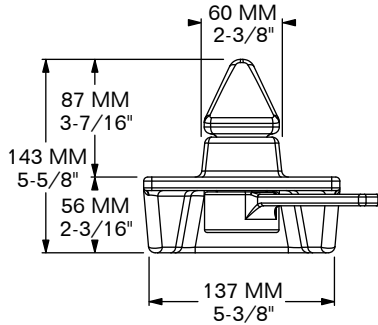
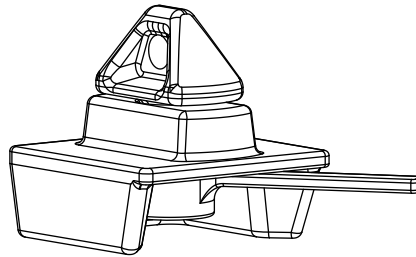
TWISTLOCKS

WELD-DOWN TYPE

ISO CONTAINERS



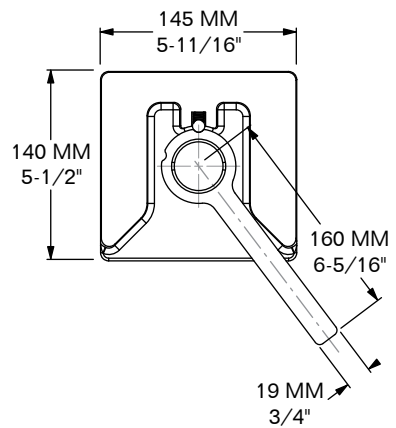
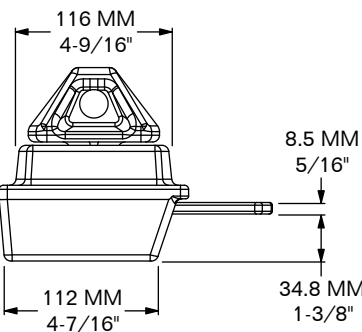
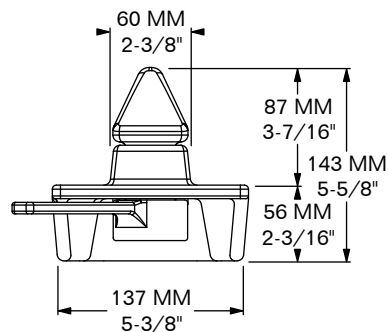
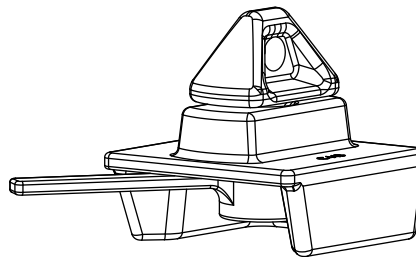
MODEL 5005-C44B-LL



MIN. B.L. TENSION: 40 M. TON
MIN. B.L. SHEAR: 42 M. TON
FINISH: HOT-DIP GALVANIZED (HDG)
WEIGHT: 15.87 LBS / 7.2 Kg



MODEL 5005-C44B-RL



MIN. B.L. TENSION: 40 M. TON
MIN. B.L. SHEAR: 42 M. TON
FINISH: HOT-DIP GALVANIZED (HDG)
WEIGHT: 15.87 LBS / 7.2 Kg

5005

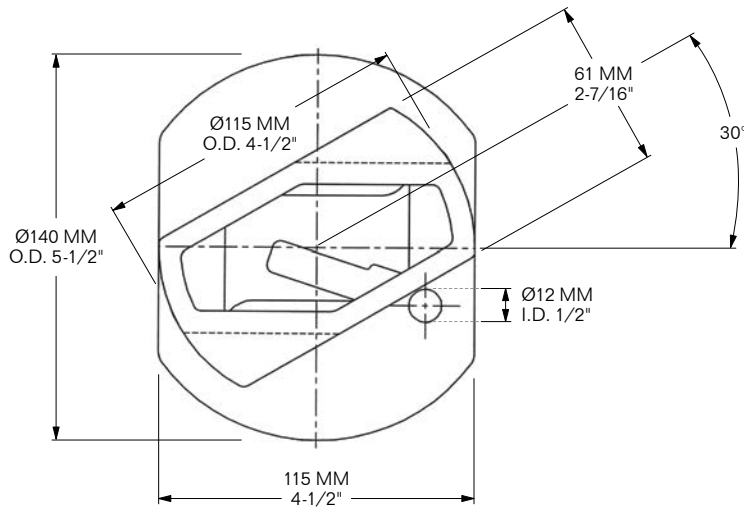
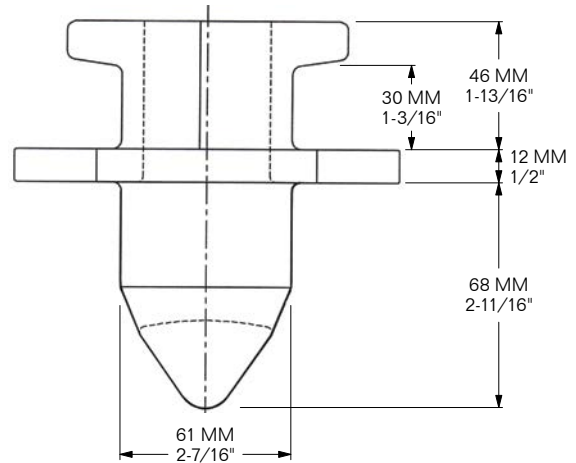
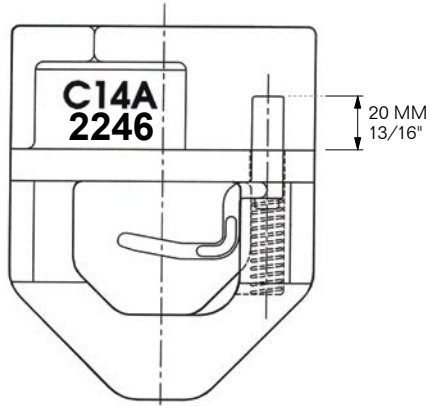


HANGING STACKER

ISO & DOMCON CONTAINERS



MODEL 5006-C14A
CAST STEEL



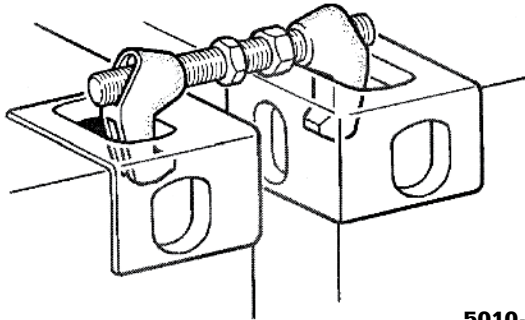
5006

MIN. B.L. SHEAR: 40 M. TON

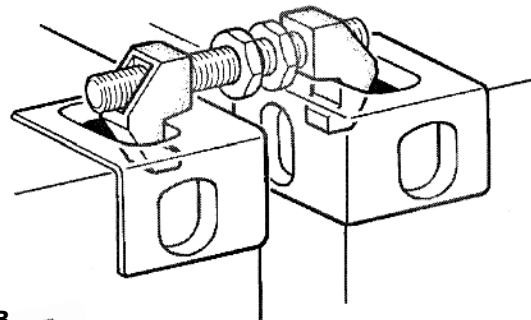
MATERIAL: CAST STEEL
FINISH: HOT-DIP GALVANIZED (HDG)
WEIGHT: 3.0 Kg / 6.6 LBS



5010-C7



5010-C7-1

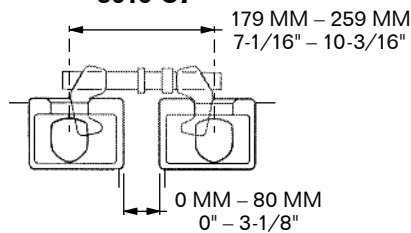


5010-C7-WR

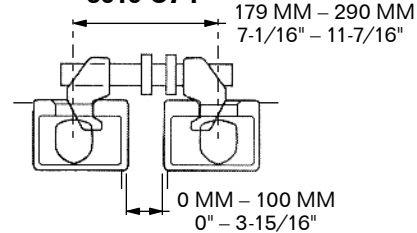


| MODEL | TENSION / COMPRESSION MIN. BREAKING LOAD (M. TON) | ADJUSTABLE RANGE (MM) | CONTAINER DISTANCE (MM) | SIZE | | WEIGHT |
|------------|--|-----------------------------|-------------------------------|------|-----|--------------------|
| | | | | A | B | |
| 5010-C7 | 7.0 | 179 – 259 | 0 – 80 | – | – | 3.5 Kg / 7.7 LBS |
| 5010-C7-1 | 10.0 | 179 – 290 | 0 – 100 | – | – | 4.6 Kg / 10.1 LBS |
| 5010-6951 | 15.0 | 104 – 310 | 0 – 200 | – | – | 7.40 Kg / 16.3 LBS |
| 5010-C7-WR | – | – | – | M41 | M52 | 0.9 Kg / 1.9 LBS |

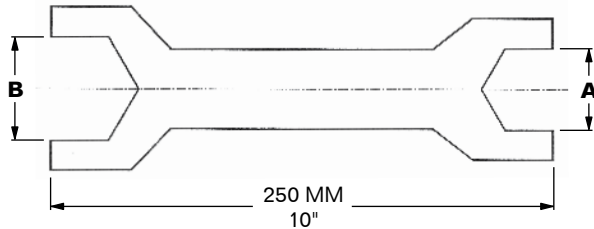
5010-C7



5010-C7-1



WRENCH
5010-C7-WR



MATERIAL: FORGED STEEL
FINISH: HOT-DIP GALVANIZED (HDG)
CLASS-APPROVED

5010



TABLE OF CONTENTS

CONTAINER LIFTING, PULLING & RIGGING GEAR **6100**

PAGE NUMBERS

| | |
|---------------------|---|
| 6101-1 | CONTAINER STRAIGHT LIFTING LUG |
| 6101-2 | CONTAINER SIDE LIFTING HOOKS |
| 6101-3 | HORIZONTAL PULL LUG |
| 6102-2 to -5 | TIMARS OHE FRAME – Fully Automatic, Electric Overheight Frame for Container Spreaders |
| 6108-1 | CONTAINER CORNER CASTERS – Rigid & Swivel Type |
| 6108-2 | TOW BAR ASSEMBLY |

6100






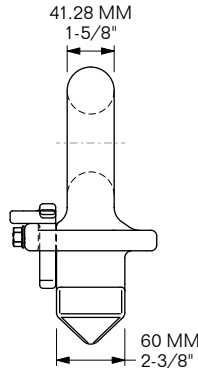
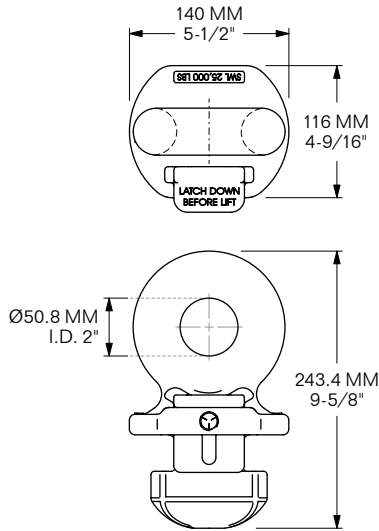
CONTAINER TOP LIFT LUG

STRAIGHT/VERTICAL LIFT ONLY
DOMCON & ISO CONTAINERS

MODEL 6101-1864-KIT

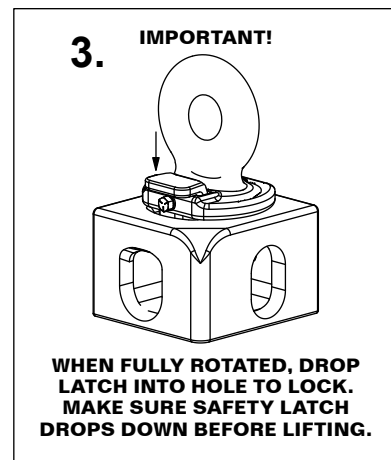
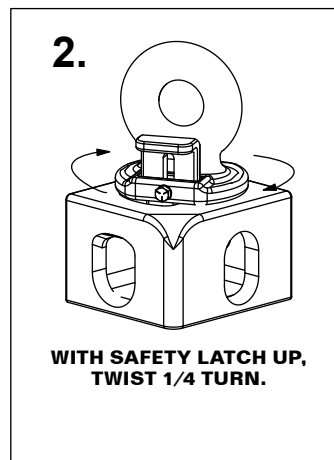
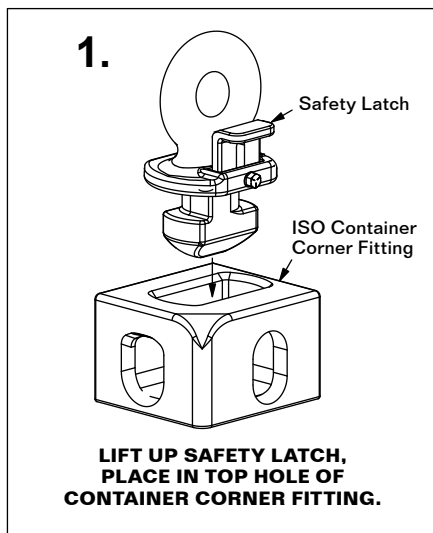
CONTAINER TOP LIFT LUG
Kit includes Test Tag on Lanyard

PLEASE NOTE: 4 ea. 1864-KIT are needed to lift a Container.



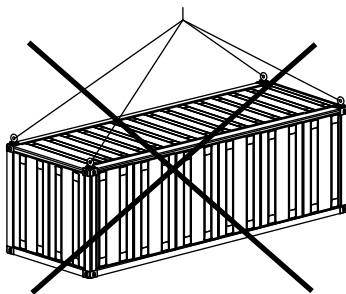
SWL: 25,000 LBS
MATERIAL: HIGH-STRENGTH ALLOY STEEL
FINISH: EPOXY PAINT, YELLOW
WEIGHT: 8.39 Kg / 18.5 LBS

INDIVIDUALLY PROOF-LOADED TO 60,000 LBS

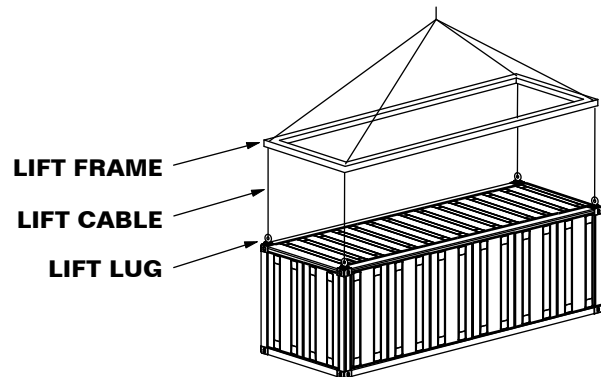


WARNING:
DESIGNED FOR STRAIGHT LIFT ONLY

MUST USE LIFT FRAME FOR STRAIGHT LIFT.



WARNING
THIS TYPE OF LIFT NOT ALLOWED!
MUST USE LIFT FRAME FOR STRAIGHT LIFT.



6101

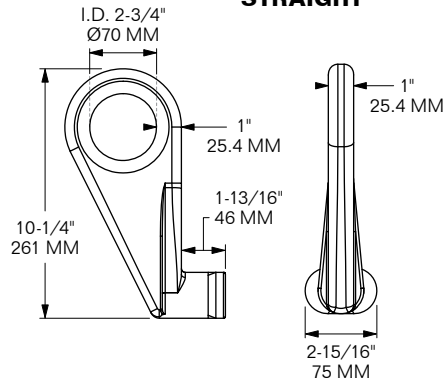


SIDE LIFT HOOKS

DOMCON & ISO CONTAINERS

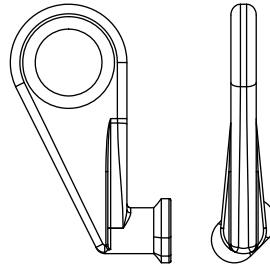
MODEL 6101-1801

STRAIGHT



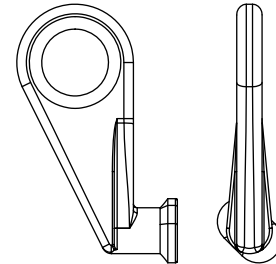
MODEL 6101-1800-L

LEFT



MODEL 6101-1800-R

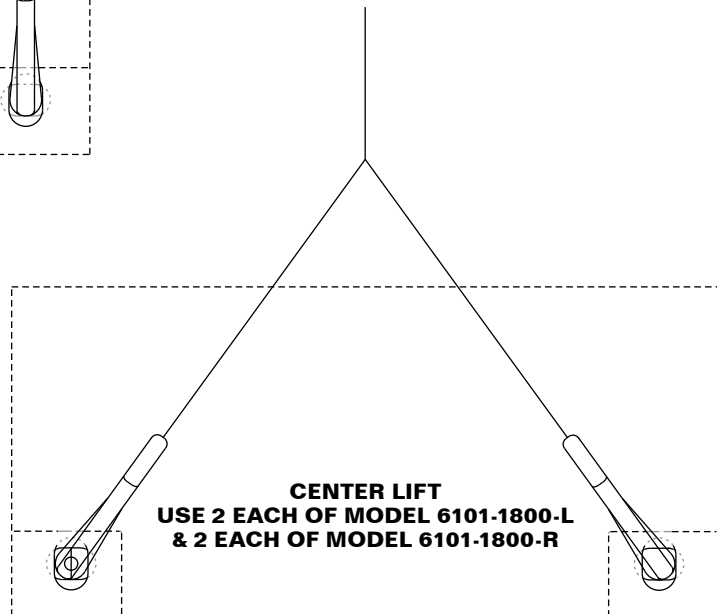
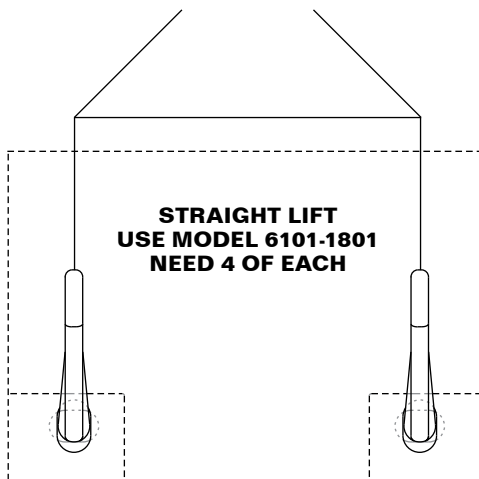
RIGHT



ISO CONTAINER SIDE LIFT HOOK

MODEL 6101-1801: STRAIGHT
WLL: 27,500 LBS
COLOR: YELLOW, PAINTED
WEIGHT: 8.4 LBS / 3.81 Kg

MODEL 6101-1800-L: LEFT 45°
MODEL 6101-1800-R: RIGHT 45°
WLL: 27,500 LBS
COLOR: YELLOW, PAINTED
WEIGHT: 8.4 LBS / 3.81 Kg



6101

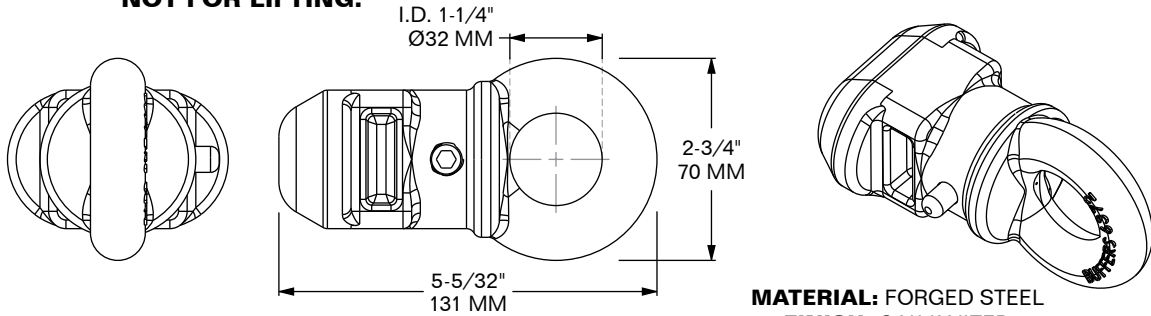


HORIZONTAL PULL LUG

ISO CONTAINERS | AUTO & FLATBED TRAILERS

**FOR PULLING CONTAINERS ONTO TILT BEDS.
NOT FOR LIFTING.**

MODEL 6101-6372



MIN. BREAK STRENGTH: 10,000 LBS

MATERIAL: FORGED STEEL
FINISH: GALVANIZED
WEIGHT: 3.6 LBS / 1.63 Kg

1. INSERT INTO SMALL, OVAL-SHAPED HOLE IN FRONT SIDE OF BOTTOM CORNER CASTING. THE LUG IS DESIGNED FOR USE IN THIS HOLE ONLY.




2. PUSH IN UNTIL ROUND FLANGE MEETS THE CASTING WALL.



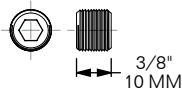
3. TURN EITHER 90° CLOCKWISE OR COUNTER-CLOCKWISE, WHICH DEPRESSES THE SMALL PUSHBUTTON.



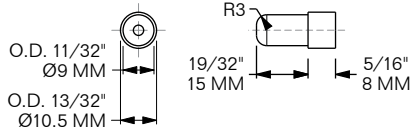
4. AFTER TURNING THE LUG 90°, PULL THE LUG OUTWARDS UNTIL PUSHBUTTON POPS OUT.



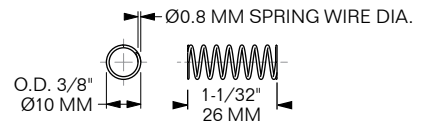
WITH THE PUSHBUTTON IN THIS POSITION, THE LUG CANNOT FALL BACK INTO THE CASTING AND ACCIDENTALLY PULL OUT.



MODEL 6101-4621
SOCKET SET SCREW
M12 x 1.75 x 10
ZINC-PLATED



MODEL 6101-6372-2
LATCH PIN
STAINLESS STEEL



MODEL 6101-4644
SPRING
10 MM O.D. x 26 MM LENGTH
STAINLESS STEEL

6101



OVERHEIGHT ELECTRIC (OHE) FRAME CONTAINER SPREADER SYSTEM

Timars OHE Frame

Buffers Model 6102-7539

Fully-Automatic Electro-Mechanical Overheight Frame w/ Hoist Interlock Capability

DESCRIPTION

Timars' OHE frame is a fully-electric overheight frame with the latest safety systems. It has been developed from Timars' experience in producing the most efficient and safest overheight frames universally used with any kind of automatic spreader and spreader brand.



6102

This overheight frame has been developed to meet the increased safety demands in ports, and is equipped with a new electro-mechanical system with IFM PLC, alloy steel actuators, several smart safety features and a very smart, power-saving sleep mode. The OHE can also be equipped with the new Hoist Interlock system and service communication system.

The connection between the spreader and the overheight frame is like that of a regular container – by the twistlocks on the spreaders. There's no other mechanical connection to the spreader, and there's no need to manually connect or disconnect the overheight frame itself; it can be left anywhere.

BUFFERS USA INC

"The Intermodal Hardware Specialists"

6102-2



904-696-0010

E-mail: sales@buffersusa.com



OVERHEIGHT ELECTRIC (OHE) FRAME CONTAINER SPREADER SYSTEM



OHE Frame Buffers Model 6102-7539



Technical Specifications

DESIGN

Body: The Timars OHE frame has two short-side profiles and one center beam that are bolted together and are telescopic from 20', up to 45' (40' is preset). The body has gone through Finite Element Analysis to optimize the construction to make it strong, yet light. The frame is, of course, CE-approved according to the machinery directive. The spreader conforms with the following standard(s) or other normative document(s) following the provisions of Directive 2006/42/EG (machinery), annex 2: CE-labeled, SS-EN 13155+A2:2009 and SS-EN 15056:2006.

Test load certificate from 20T for each "leg" under survey by Inspecta (third-party inspection company).

Frame Assembly:

Each OHE frame is delivered in three separate pieces (if not agreed otherwise), consisting of two short-side profiles and one center beam, to help save on freight cost. The frame is assembled very easily in less than one hour. The frame is then ready to use.



Dimensions:

The fixed sized OHE frame follows ISO standard base measures:

- Sizing: Telescopic, 20' – 45'
- Free height: 2.4 m (others proposed separately on request)
- Total height: 3.15 m
- Weight: 6,614 lbs. / 3,000 kg (approx.)

Paint specifications:

- According to A4.08.C4 medium
- Degreasing, Abrasive blasting to Sa 2.5, 80u EP, 160u PUR top coat
- Color: RAL 1028 (yellow)
- Total painting thickness: 240 microns
- Others to be proposed

BUILT-IN SAFETY SYSTEMS

The Timars OHE frame is an intelligent tool that helps the operator take control of some possible external errors, such as the inside of the corner casting being partly blocked.

Safety Twistlock Blocking system (STB system):

The OHE frame is equipped with landing probes which prevents the overheight frame mechanically to lock the twistlocks unless the overheight frame is landed correctly. Each landing probe is also verified by an inductive sensor (IFM). A yellow LED light will indicate when all landing probes are activated (overheight frame landed correct). To be able to lock and unlock the twistlocks of the overheight frame, all sensors must detect landed landing probes. The overheight frame can also signal (for example, by flashing light) if one or more landing probes fail (for example, if one or more landing probes stay in the upper position after a set time).

6102





OVERHEIGHT ELECTRIC (OHE) FRAME CONTAINER SPREADER SYSTEM



OHE Frame Buffers Model 6102-7539



Technical Specifications

BUILT-IN SAFETY SYSTEMS *(cont'd)*

Safety Torque Limitation system (STL system): If one or more twistlocks are prevented to lock (for example, if something is blocking the rotation in the corner casting of the container/flattrack) the twistlocks will return to the original position.

Safety Twistlocks Emergency system (STE system): Each twistlock of the OHE frame can, when the frame is resting on its goods, manually be turned by hand – or if slightly jammed, by a standard tool. Due to this special design, there is no risk of an incorrect position when putting it back to normal again.

OTHER EQUIPMENT

LED Lamps: Robust LED lights indicate “Twistlocks Open” (green), “Twistlocks Locked” (red), “Overheight Frame Landed” (yellow). Note that other colors can be chosen, and the lights also can be used for indicating, for example, failed landing probes or failed twistlock position. There are two sets of LED lights on each overheight frame.



PLC: The robust PLC from IFM includes the program for operating the overheight frame. On a color screen on the electrical cabinet, the operator can get current equipment readouts such as battery condition, number of TEUs handled and time in operation. There is also a “Smart Service” mode for easy fault search.



Solar Panels: The overheight frame operates by an internal 24V system. The batteries are located on the overheight frame in a protected position. The frame is equipped with a “Smart” power-saving system, which means that it will not drain the batteries during normal use and will be able to keep charge through just the solar panels. There is, of course, the option to charge the batteries through an electrical outlet connection, which might be used during some conditions.



Optional Communication Service: The OHE frame can be equipped with a modem for wireless communication with port engineers (or to Timars). With this system, the operator can always get the exact position of the frame (by GPS), and also direct information about battery condition, number of TEUs handled, time in operation and error messages.

Compatibility to Parent Spreader: The Timars overheight frame is fully compatible to any kind of parent spreader with ISO box base that measures within 20’ – 45’ length.

NOTE: Parent spreader must be allowed to telescope with locked twistlocks to be able to telescope the OHE 20’ – 45’.

To use the option with the Hoist Interlock system, the spreader must have an installed wireless communication programmed for the Timars Overheight Frame.

ISO Requirements for Payload Connection: The goods that are to be connected to the OHE twistlocks must be of ISO box corners with same ISO c/c base measures as the OHE frame. All four corners must be connected to the twistlocks of the OHE frame.

6102





OVERHEIGHT ELECTRIC (OHE) FRAME CONTAINER SPREADER SYSTEM



OHE Frame Buffers Model 6102-7539



Technical Specifications

OPERATIONAL DESCRIPTION

Timars OHE v6.0 is a fully-automatic overheight frame with electro-mechanical operation. It works with any type of automatic container spreader of any brand (with ISO container measurements).

ATTACHING/DETACHING of the parent spreader to the Timars OHE Frame: The parent spreader (crane, reach stacker, straddler carrier, etc.) should be located on top of the Timars OHE frame, as on a regular container. The driver of the crane, reach stacker, straddler carrier, etc. now locks the twistlocks of the parent spreader. This will start up the overheight frame from sleep mode, making it ready to operate.

Detaching the parent spreader from the Timars OHE frame is simply done by unlocking the twistlocks of the parent spreader at any time when the Timars OHE Frame is put down. It can be put anywhere, for example: on the quay, on a trailer or onto a container.

LOCKING & UNLOCKING of Timars OHE frame twistlocks: The operator then lands the overheight frame onto a flatrack/open top container. When all four landing probes are affected (the overheight frame has landed correctly) the operator receives a yellow light from the LED light indication panel. The operator now initiates an open-lock sequence with the spreader. The open signal from the spreader is used to lock the twistlocks to the container, using two electro-mechanical actuators (one on each side of the overheight frame) which are connected to a rod on the twistlocks.

The LED lights indicate the twistlock status (locked and unlocked). A red light indicates that overheight frame twistlocks are locked, and a green light indicates that overheight frame twistlocks are open. This can be customized with different colors.

Same procedure for unlocking the container: land the container, and when the overheight frame rests on the container the landing probes detect this. The operator makes an open-lock sequence with the spreader, and the twistlocks turn to open. This is indicated by the LED lights.

DOCUMENTATION

Three complete sets of manuals for maintenance, operation and setup in English language (Certificates in English) are included. All documentation also provided on one CD or DVD. Other documentation to be advised.

Other Certificates: Timars Svets & Smide AB is both approved ISO 9001:2008, ISO 14001:2004 and ISO 3834-2 company. All welders are licensed, and each frame follows a well-documented, quality program.

Equipment warranty: All equipment supplied is guaranteed against bad workmanship and failure of any components other than normal usage over a two-shift period (16 hours). Guarantee is valid 12 months from date of delivery.

6102





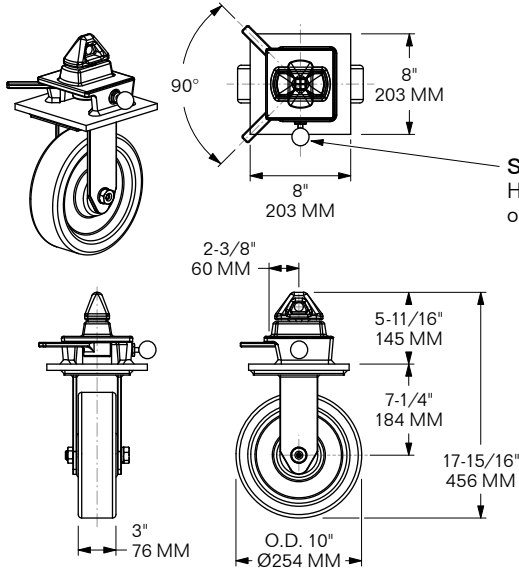
CONTAINER CORNER CASTERS

RIGID & SWIVEL

DOMCON & ISO CONTAINERS

| WHEEL DIA. x WIDTH | WHEEL MATERIAL | CAPACITY PER WHEEL | COMPLETE ASSEMBLIES | | |
|-----------------------|---------------------|--------------------------|---------------------|---------------|---------------------------------|
| | | | RIGID | SWIVEL | SWIVEL w/ LOCK & WHEEL BRAKE |
| Ø10" x 3" | GRAY IRON (-GIR) | 2,700 LBS | 6108-8053-GIR | 6108-8056-GIR | 6108-8058-GIR |
| Ø10" x 3" | PHENOLIC (-PHN) | 2,900 LBS | 6108-8053-PHN | 6108-8056-PHN | 6108-8058-PHN |
| Ø10" x 3" | DUCTILE IRON (-DUC) | 5,000 LBS | 6108-8053-DUC | 6108-8056-DUC | 6108-8058-DUC |

RIGID TYPE



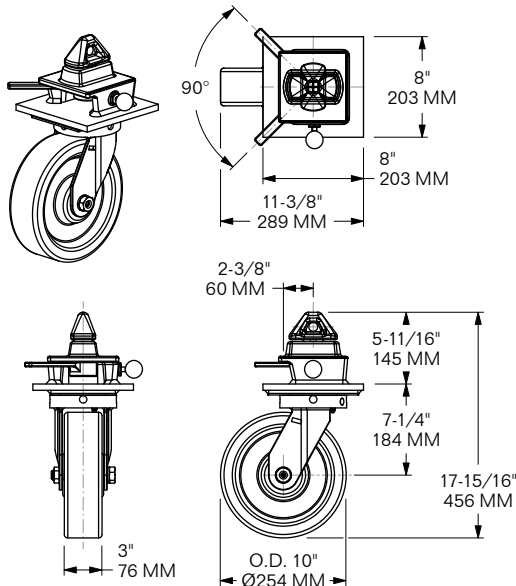
FRAME MATERIAL:
FAB. STEEL, ZINC-PLATED

LOCK MATERIAL: FORGED STEEL,
HOT-DIP GALVANIZED

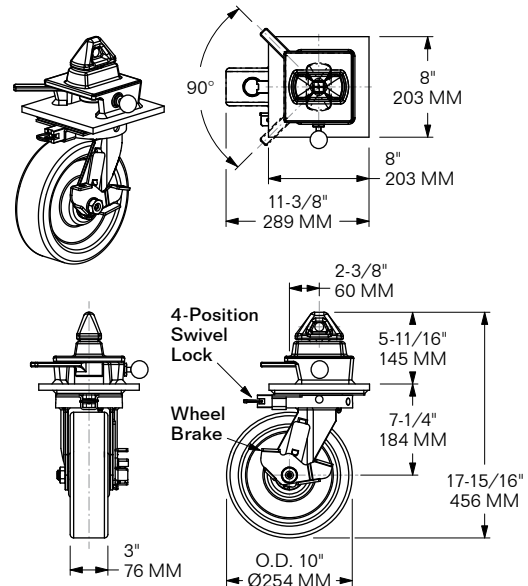
Spring-Loaded Pull Pin automatically engages the Handle to secure the LOCKED position. Pull the Knob outward to UNLOCK and disengage the Handle.

NOTE: Twistlocks on all Caster Assembly models have a Spring-Loaded Latch Pin for the LOCKED position.

SWIVEL TYPE



SWIVEL TYPE w/ SWIVEL LOCK & WHEEL BRAKE



6108



TOW BAR ASSEMBLY

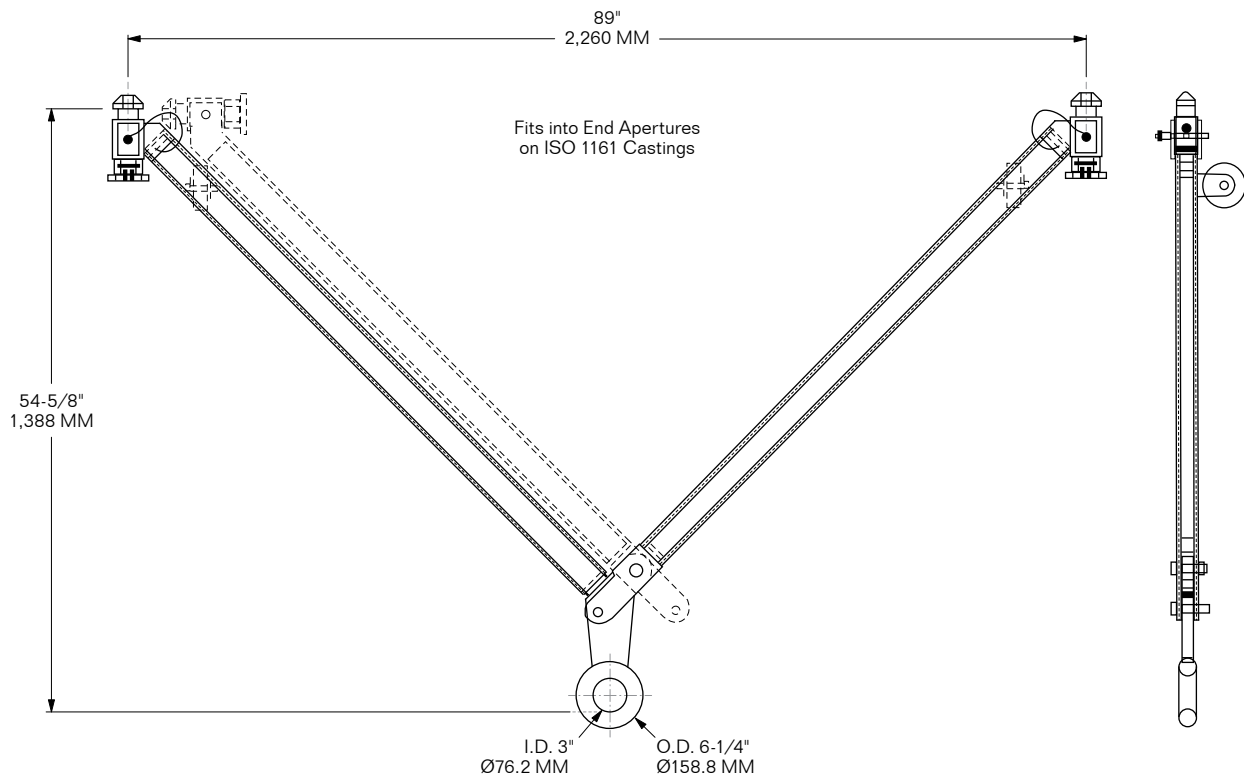
DOMCON & ISO CONTAINERS

SPECIAL ORDER ONLY **MODEL 6108-6481**

STRENGTH RATING:

Tow Bar Assembly is Heavy-Duty, capable of towing a 67,200-lb. Freight Container on Caster Wheels up or down a 30° incline from horizontal level. Rating is based on max. speed of 4 mph.

WEIGHT: 120 LBS / 54.4 Kg



6108



TABLE OF CONTENTS

CONTAINER CASTINGS

6200

PAGE NUMBERS

| | |
|-----------------------|---|
| 6201-1 to -2 | CORNER FITTINGS & CASTINGS (Standard ISO Containers) |
| 6201-3 | SLOTTED CORNER CASTINGS (ISO Flatracks) |
| 6202-1 to -12 | CORNER CASTINGS & APERTURE PLATES (Domestic Containers) |
| 6202-13 | WELD FLANGE CASTING (Domestic Containers) |
| 6202-14 to -15 | REINFORCING PLATES (Domestic Containers) |
| 6203-1 | MINI CONTAINER ISO CORNER FITTING |





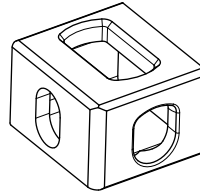
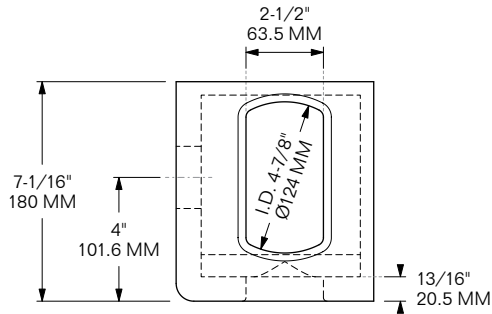
ISO CORNER FITTINGS

ALUMINUM

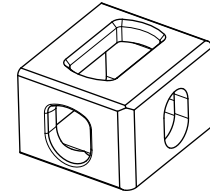
ISO CONTAINERS

MODEL 6201-1142-TL

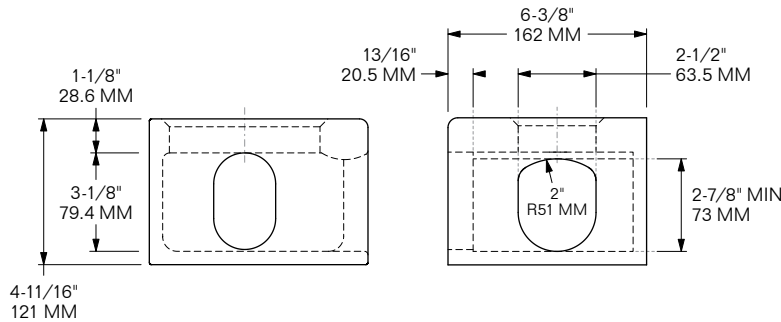
MODEL 6201-1142-TR



MODEL 6201-1142-TL
Top Left



MODEL 6201-1142-TR
Top Right

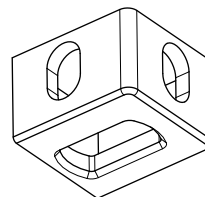
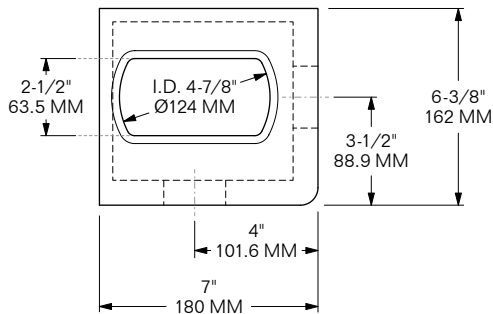


MATERIAL: ALUMINUM
FINISH: AS MACHINED
WEIGHT: 9.9 LBS / 4.5 Kg

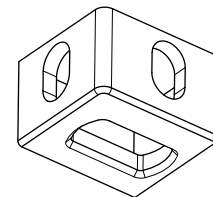
- Fabricated from extruded aluminum channels
- Machined on all 6 sides for close tolerance
- Lightweight: 9.9 lbs. per fitting
- Meets all size and strength requirements of ISO 1161

MODEL 6201-1142-BL

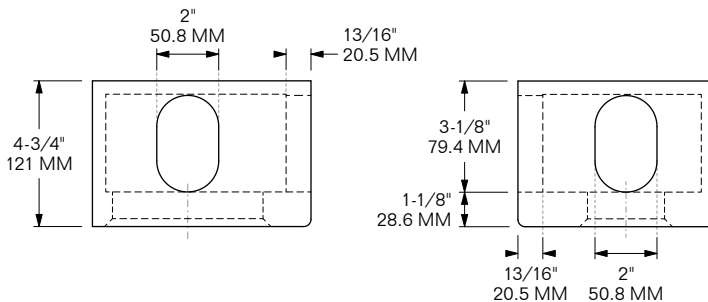
MODEL 6201-1142-BR



MODEL 6201-1142-BL
Bottom Left



MODEL 6201-1142-BR
Bottom Right



MATERIAL: ALUMINUM
FINISH: AS MACHINED
WEIGHT: 9.9 LBS / 4.5 Kg

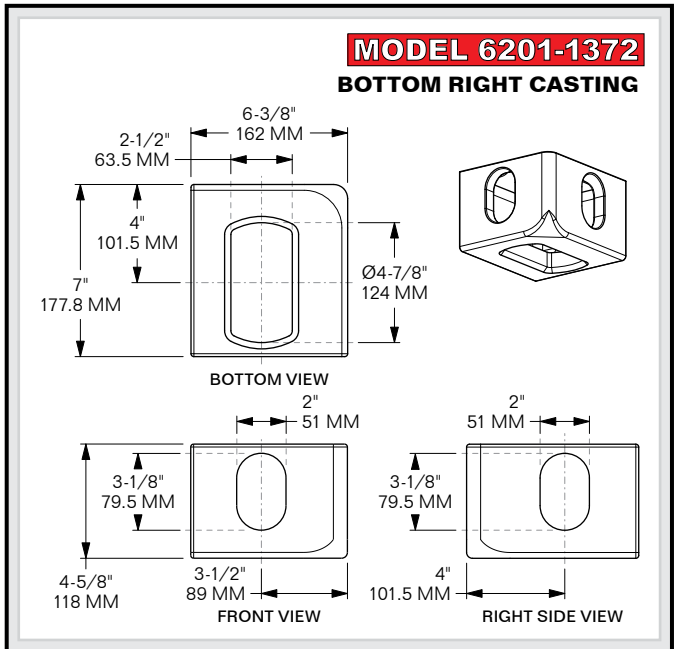
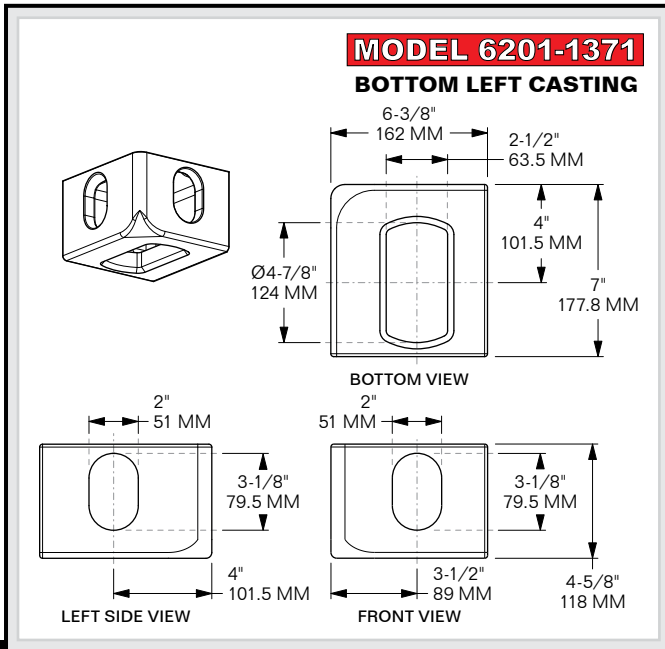
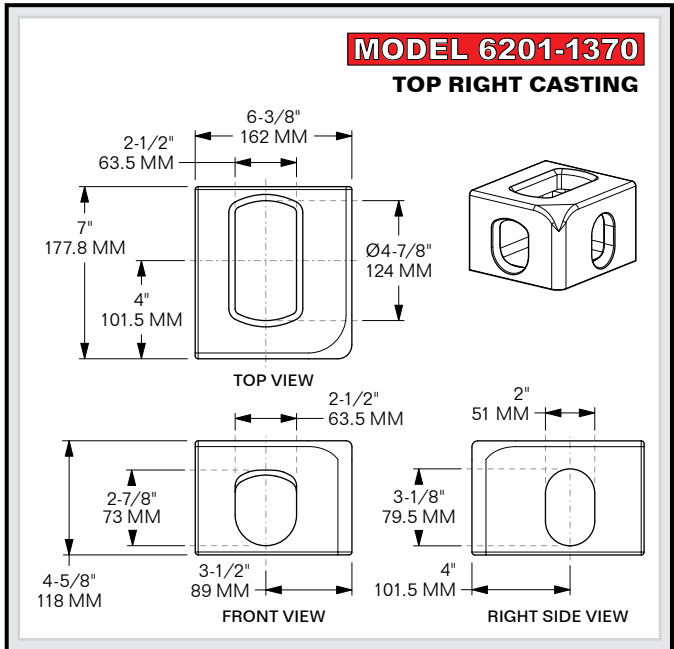
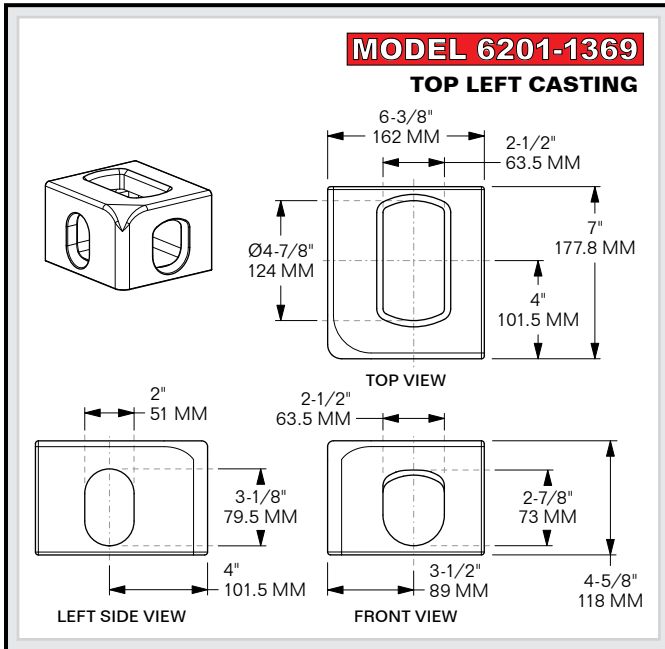
6201



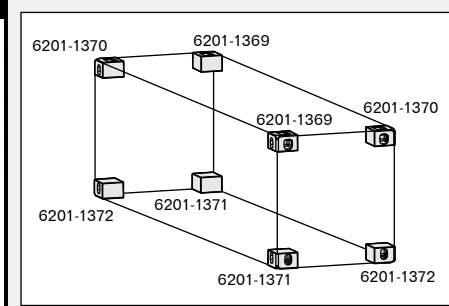
ISO CORNER CASTINGS

STD STEEL CASTINGS per ISO 1161

for 96"-WIDE CONTAINERS & FLATRACKS



6201



NOTE: Standard ISO Containers use 8 ea. Corner Castings, consisting of:
 2 pcs. Top Left **MODEL 6201-1369** | **WEIGHT:** 24.8 LBS / 11.25 Kg
 2 pcs. Top Right **MODEL 6201-1370** | **WEIGHT:** 24.8 LBS / 11.25 Kg
 2 pcs. Bottom Left **MODEL 6201-1371** | **WEIGHT:** 24.3 LBS / 11 Kg
 2 pcs. Bottom Right **MODEL 6201-1372** | **WEIGHT:** 24.3 LBS / 11 Kg

MATERIAL: CAST STEEL (per ISO 1161 requirements)
FINISH: MACHINED ON ALL SIX SIDES & SHOT-BLASTED

Each Corner Casting is manufactured in accordance w/ Approval Certificate by a Classification Society and meets ISO 1161 requirements for ISO Containers.



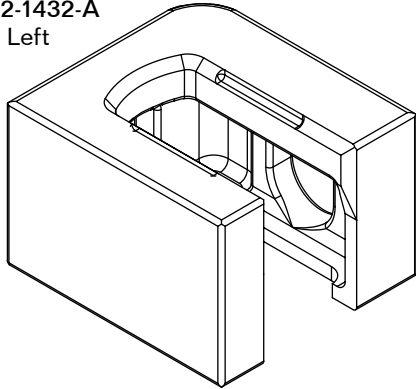
SLOTTED CORNER CASTING

for FOLDING END
ISO FLATRACK CONTAINERS

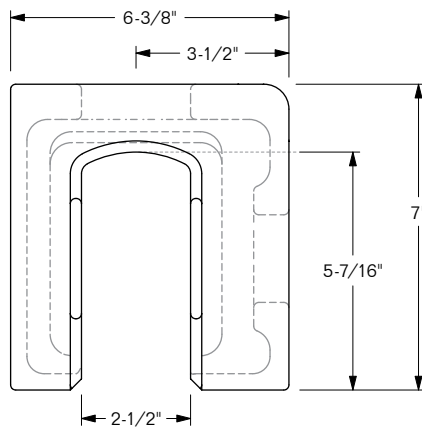
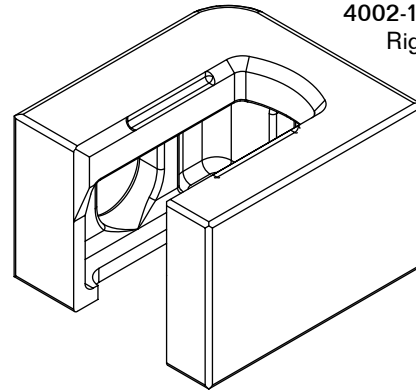
LEFT MODEL 4002-1432-A

RIGHT MODEL 4002-1432-B

4002-1432-A
Left

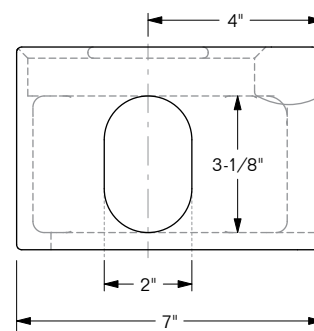
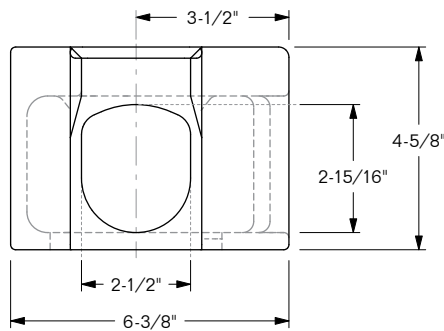


4002-1432-B
Right



Model 4002-1432-A Left Casting is shown dimensioned.

Model 4002-1432-B Right Casting is the mirror opposite.



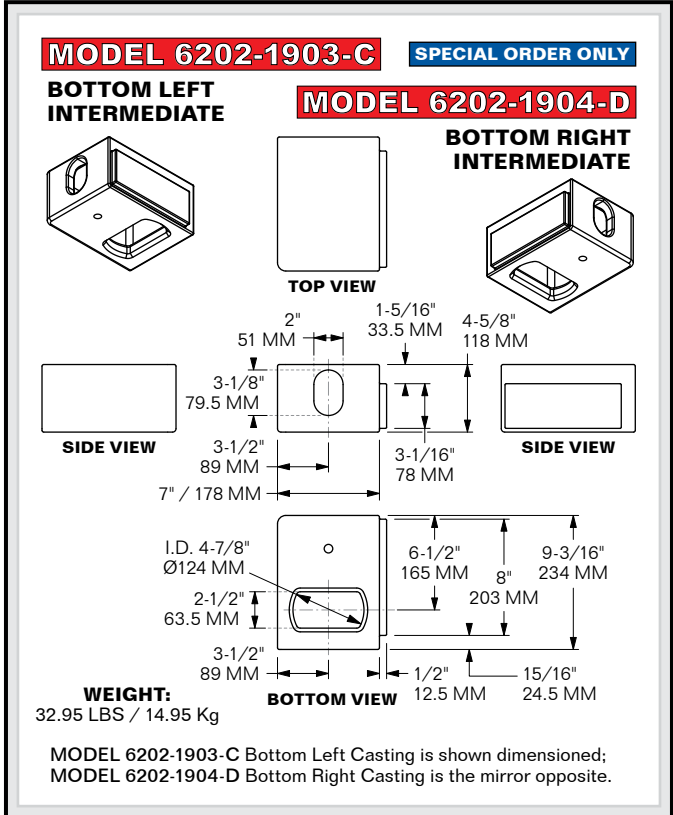
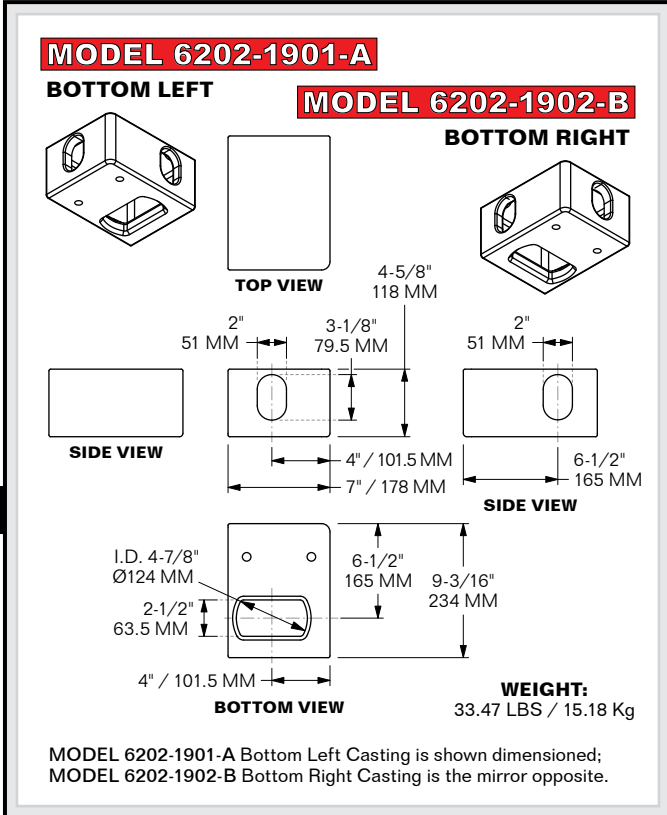
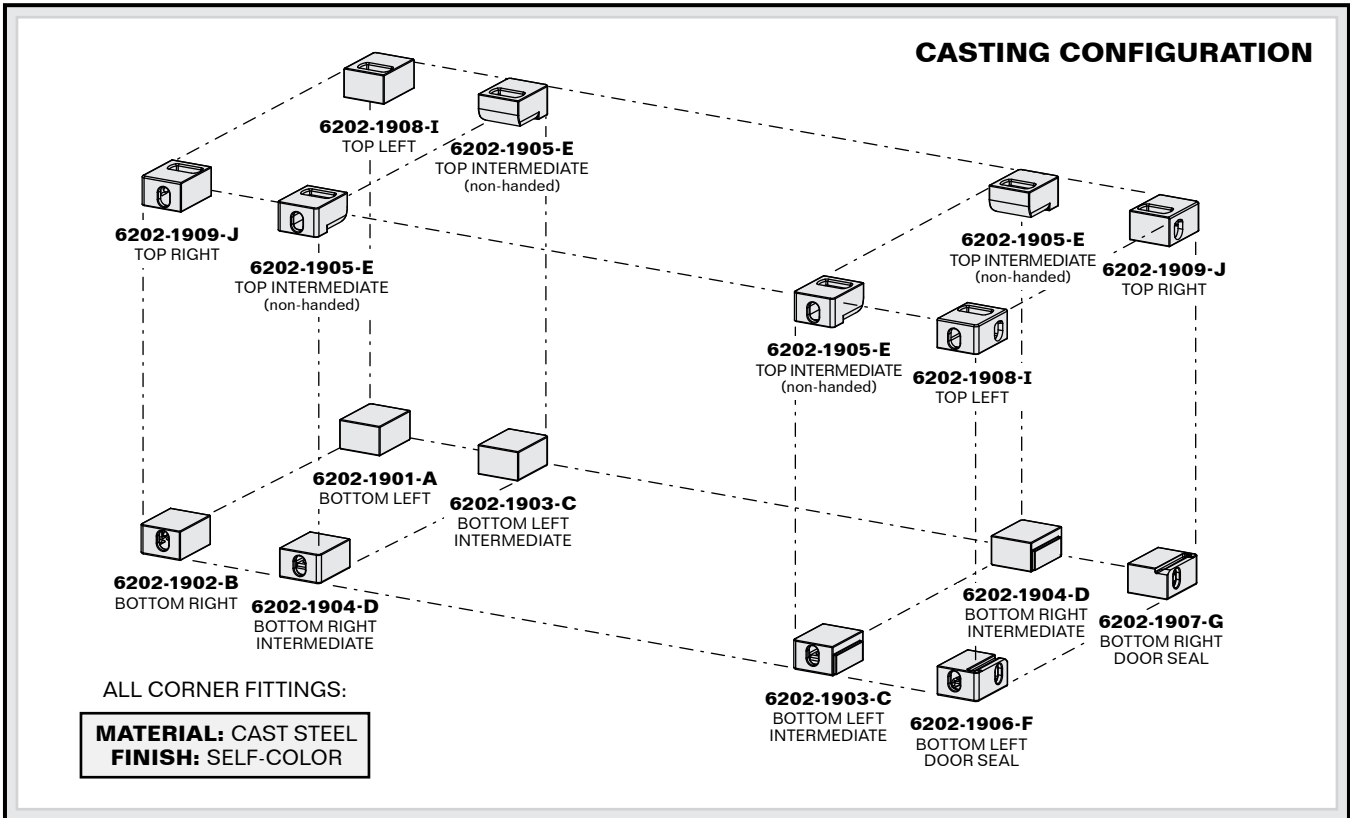
MATERIAL: CAST STEEL (per ISO 1161 requirements)
FINISH: MACHINED ON ALL SIDES & SHOT-BLASTED
WEIGHT: 25 LBS / 11.34 Kg

6201



CORNER CASTINGS

FOR 102" WIDE
DOMCON CONTAINERS



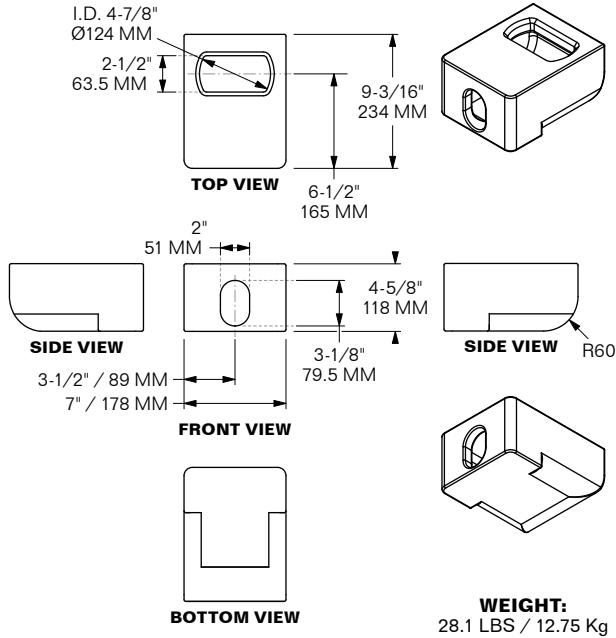
6202



CORNER CASTINGS FOR 102" WIDE DOMCON CONTAINERS

SPECIAL ORDER ONLY **MODEL 6202-1905-E**

TOP INTERMEDIATE
Non-handed

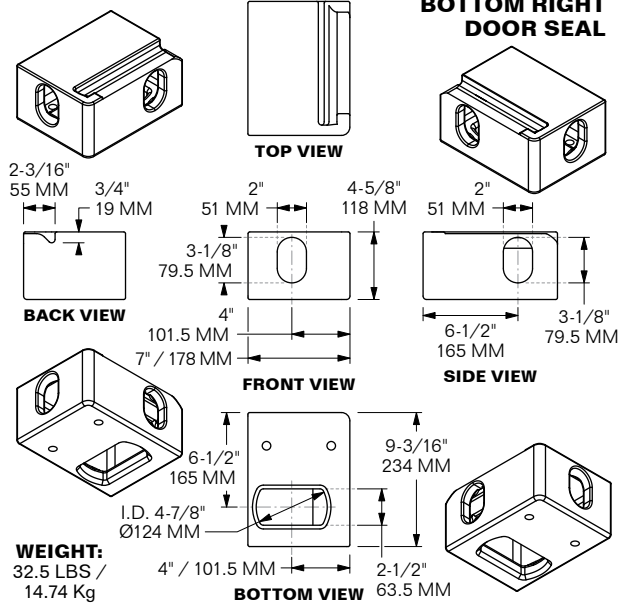


MODEL 6202-1906-F **SPECIAL ORDER ONLY**

BOTTOM LEFT DOOR SEAL

MODEL 6202-1907-G

BOTTOM RIGHT DOOR SEAL



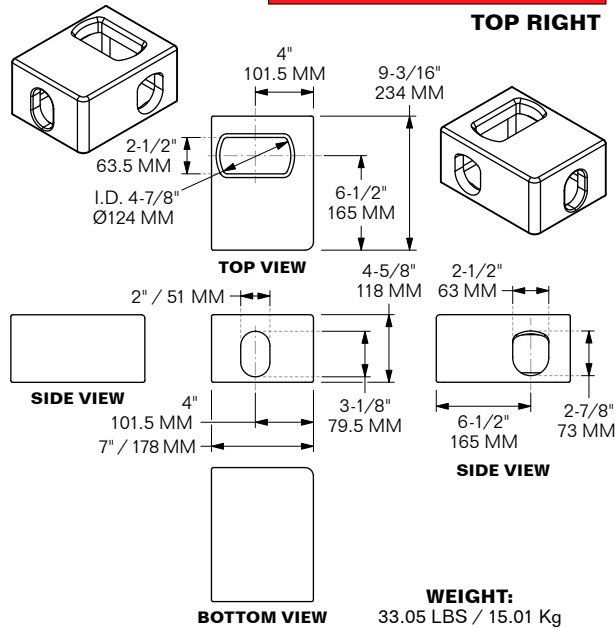
MODEL 6202-1906-F Bottom Left Casting is shown dimensioned;
MODEL 6202-1907-G Bottom Right Casting is the mirror opposite.

MODEL 6202-1908-I **SPECIAL ORDER ONLY**

TOP LEFT

MODEL 6202-1909-J

TOP RIGHT



MODEL 6202-1908-I Top Left Casting is shown dimensioned;
MODEL 6202-1909-J Top Right Casting is the mirror opposite.

ALL CORNER FITTINGS:

MATERIAL: CAST STEEL
FINISH: SELF-COLOR

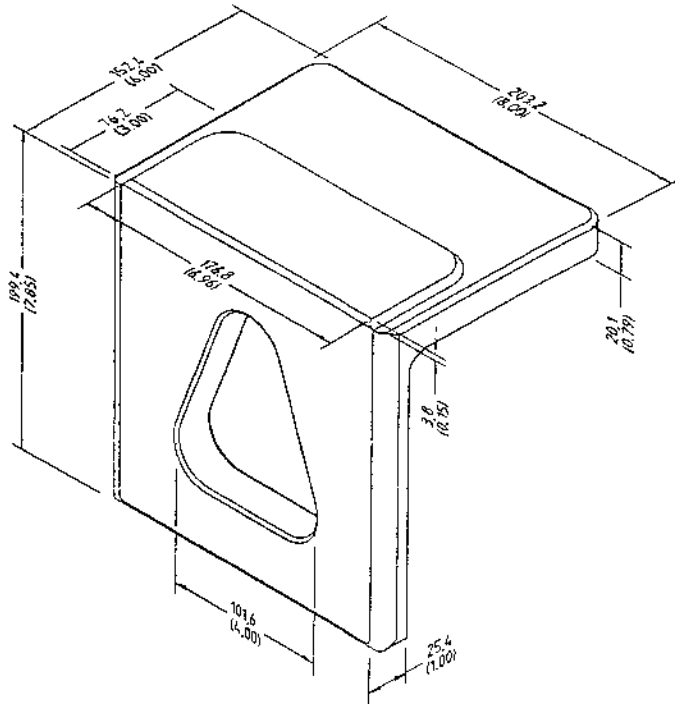
6202



CORNER CASTINGS FOR 102" WIDE DOMCON CONTAINERS

SPECIAL ORDER ONLY **MODEL 6202-5011-E**

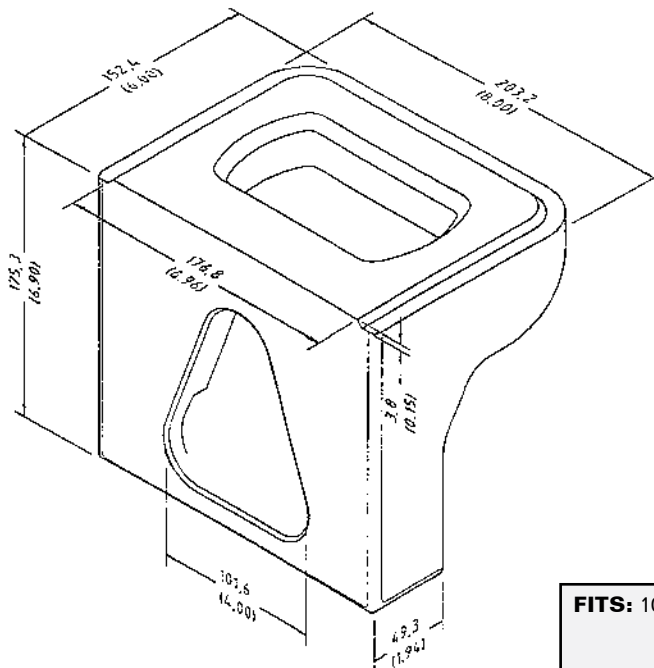
**TOP INTERMEDIATE
PINLIFT**



FITS: 102-3/8" J.B. HUNT CONTAINERS
MATERIAL: CAST STEEL
WEIGHT: 23.1 LBS / 10.5 Kg

SPECIAL ORDER ONLY **MODEL 6202-5017-E**

**TOP INTERMEDIATE PINLIFT
w/ ISO APERTURE**
Shallow Style for
96-3/8"-wide Top Lift



FITS: 102-3/8" J.B. HUNT CONTAINERS w/ WIDE LIFT
MATERIAL: CAST STEEL
WEIGHT: 27.2 LBS / 12.3 Kg

6202



CORNER CASTINGS

FOR 102" WIDE
DOMCON & ISO CONTAINERS

MODEL 3701-1192

ISO Aperture Plate
6" x 8" x 1-1/8"

SUB FOR: AAR MOBILITY/SUMMA 12468810
MATERIAL: CARBON STEEL **WEIGHT:** 11.1 LBS / 5.04 Kg

MODEL 6202-5010-A/B

Bottom Aperture Support Plate
6" x 6" x 1-3/32"

SUB FOR: FONTAINE RIR-1095, HYUNDAI 10005756
FITS: HYUNDAI 53' x 102-3/8" CONTAINERS
MATERIAL: CAST STEEL **WEIGHT:** 11 LBS / 4.99 Kg

MODEL 6202-5033-A/B

Bottom Aperture Support Plate
6" x 5-7/8" x 1"

SUB FOR: STOUGHTON 04-14957
FITS: STOUGHTON 53' x 102-3/8" CONTAINERS
MATERIAL: CAST STEEL **WEIGHT:** 3.5 LBS / 1.59 Kg

MODEL 6202-5036-A/B

SPECIAL ORDER ONLY

Bottom Aperture Support Plate
6" x 6" x 3/4"

SUB FOR: HYUNDAI 10016627
FITS: HYUNDAI 53' x 102-3/8" CONTAINERS
MATERIAL: CAST STEEL **WEIGHT:** 6.9 LBS / 3.13 Kg

MODEL 6202-5037-A/B

Bottom Aperture Support Plate
8-29/32" x 8" x 1/2"

SUB FOR: HYUNDAI 10022148
FITS: HYUNDAI 53' x 102-3/8" CONTAINERS
MATERIAL: CAST STEEL **WEIGHT:** 6.1 LBS / 2.77 Kg

6202



CORNER CASTINGS

for 102" WIDE
DOMCON CONTAINERS

4-1/4" 108.5 MM
2-3/4" 69.5 MM
1-15/16" 49.5 MM
3" 76.2 MM
1-15/16" 49.5 MM
2-5/16" 58 MM
I.D. 2" Ø51 MM
3-15/16" 99.7 MM
6-15/16" 176.2 MM

9/16" 13.7 MM
3/8" 9 MM
I.D. 2" Ø51.5 MM
2-15/16" 75 MM
4-3/4" 120.3 MM
5/8" 16 MM

3" 76.2 MM
4" 101.6 MM
6-11/16" 170 MM
9-7/16" 239.2 MM
3-11/16" 93.8 MM
I.D. 4-7/8" Ø124 MM
2-1/2" 63.5 MM
8" 203 MM

SHALLOW STYLE
w/ Double Aperture & Flange

MODEL 6202-5013-C
BOTTOM LEFT INTERMEDIATE

MODEL 6202-5013-D
BOTTOM RIGHT INTERMEDIATE
SPECIAL ORDER ONLY

6202-5013-C
BOTTOM LEFT

6202-5013-D
BOTTOM RIGHT

SUB FOR: CIMC D19-04-2 (5013-C), D19-04-1 (5013-D) & J.B. HUNT JJ-5-MB-R
FITS: CIMC & J.B. HUNT 53' x 102-3/8" CONTAINERS
MATERIAL: CAST STEEL **WEIGHT:** 30 LBS / 13.6 Kg

6" 152.4 MM
3" 76.2 MM
2" 51 MM
3" 76.2 MM
2" 51 MM
2-7/32" 56.4 MM
I.D. 2" Ø51 MM
6-27/32" 174.2 MM

1-3/16" 30 MM
3/8" 9.6 MM

3" 76.2 MM
4" 101.6 MM
6-11/16" 170 MM
9-13/16" 249.2 MM
3-11/16" 93.8 MM
I.D. 4-7/8" Ø124 MM
2-1/2" 63.5 MM
8" 203 MM

SHALLOW STYLE
w/ Double Aperture & Flange

MODEL 6202-5015-C/D
BOTTOM INTERMEDIATE
Non-handed

SUB FOR: HYUNDAI 10006146
FITS: HYUNDAI 53' x 102-3/8" CONTAINERS
MATERIAL: CAST STEEL
WEIGHT: 31.5 LBS / 14.3 Kg

6202



CORNER CASTINGS

FOR 102" WIDE
DOMCON CONTAINERS

MODEL 6202-5018-E
TOP INTERMEDIATE
 w/ Standard 89" c/c
 Top Lift Aperture

SUB FOR: HYUNDAI 10006204
FITS: HYUNDAI 53' x 102-3/8" CONTAINERS
MATERIAL: CAST STEEL
WEIGHT: 31.5 LBS / 14.3 Kg

MODEL 6202-5020-C/D
BOTTOM INTERMEDIATE
 w/ Double Aperture,
 Shallow style

SUB FOR: FONTAINE RIR-2062
FITS: 102-3/8" CONTAINERS
MATERIAL: CAST STEEL
WEIGHT: 31.5 LBS / 14.29 Kg

6202



CORNER CASTINGS

FOR 102" WIDE
DOMCON CONTAINERS

Top View Dimensions:
 2-5/16" 58.9 MM
 2" Ø50.8 MM
 3-7/8" 98.5 MM
 4-7/8" 124 MM
 8-3/4" 222 MM
 1/2" 12.7 MM

Front View Dimensions:
 3" 76.2 MM
 6-11/16" 169.9 MM
 4-7/8" Ø124 MM
 8" 203.2 MM
 9-13/16" 249.2 MM
 2-1/2" 63.5 MM

MODEL 6202-5022-C/D
BOTTOM INTERMEDIATE
 w/ Weld Flange & Double Aperture

Side View Dimensions:
 1-13/16" 45.9 MM
 1/16" 1.6 MM
 1/4" 6.4 MM
 7/16" 11.5 MM
 23/32" 18.5 MM
 1/2" x 45° 12.7 MM

SUB FOR: WABASH 5300059
FITS: WABASH 53' x 102-3/8" CONTAINERS
MATERIAL: CAST STEEL **WEIGHT:** 37.9 LBS / 17.2 Kg

Top View Dimensions:
 3-5/32" 80 MM
 4-7/8" Ø124 MM
 2-1/2" 63.5 MM
 3" 76.2 MM

Front View Dimensions:
 8" 203.2 MM
 5-1/8" 130 MM
 3/16" 5 MM
 7-1/16" 179.1 MM
 3" 76.2 MM
 5/8" 16 MM
 2" 50.8 MM
 3" 76.2 MM
 6" 152.4 MM
 1-15/16" 49.3 MM

Side View Dimensions:
 6" 152.4 MM
 3-15/16" 100 MM
 13/16" 20.4 MM
 R25/32" 20 MM
 11/32" 9 MM
 4-21/32" 118 MM
 R2-3/8" 60 MM
 3/8" 9.6 MM
 13/16" 20.4 MM

SPECIAL ORDER ONLY **MODEL 6202-5026-E**
TOP INTERMEDIATE
 w/ Pinlift Aperture, Weld Flanges & 96-3/8"-wide Top Lift Aperture

SUB FOR: WABASH 10006314
FITS: HYUNDAI 53' x 102-3/8" CONTAINERS
MATERIAL: CAST STEEL **WEIGHT:** 32.25 LBS / 14.63 Kg

6202



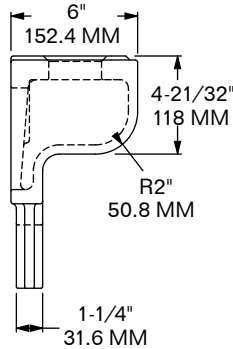
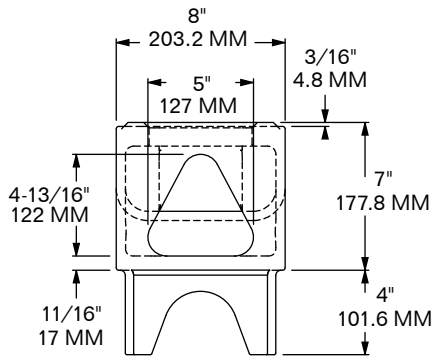
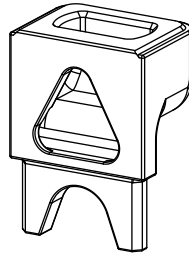
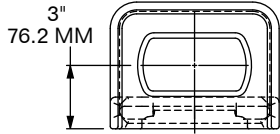
CORNER CASTINGS

FOR 102" WIDE
DOMCON CONTAINERS

MODEL 6202-5028-E

TOP INTERMEDIATE

w/ Pinlift Aperture for
96-3/8"-wide Top Lift



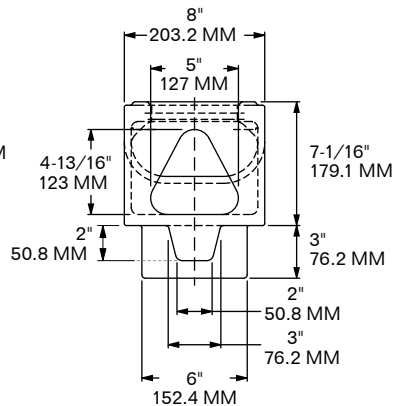
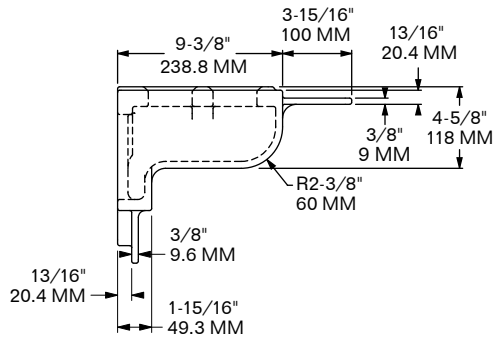
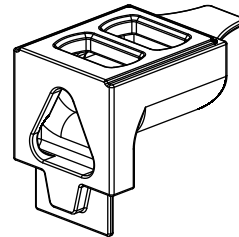
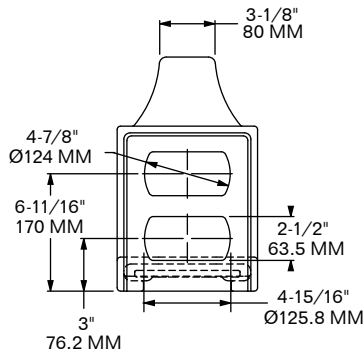
SUB FOR: WABASH 5300054
FITS: WABASH 53' x 102-3/8" CONTAINERS
MATERIAL: CAST STEEL
WEIGHT: 35.3 LBS / 16 Kg

SPECIAL ORDER ONLY

MODEL 6202-5029-E

TOP INTERMEDIATE

Double ISO Aperture
w/ Pinlift Aperture



SUB FOR: HYUNDAI 10009739
FITS: 102-3/8"-WIDE CONTAINERS
MATERIAL: CAST STEEL
WEIGHT: 42 LBS / 19.05 Kg

6202

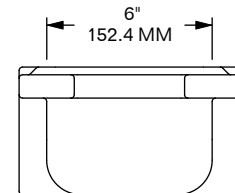
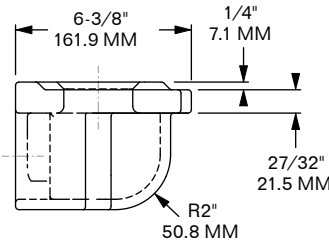
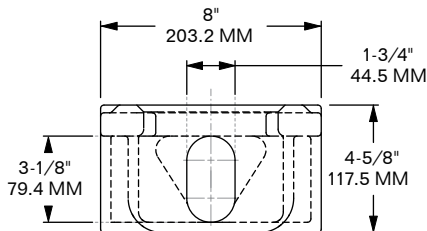
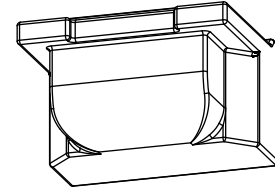
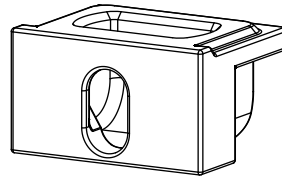
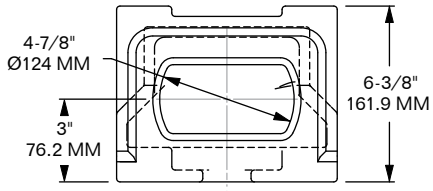


CORNER CASTINGS

FOR 102" WIDE
DOMCON CONTAINERS

SPECIAL ORDER ONLY **MODEL 6202-5031-E**

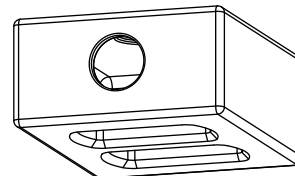
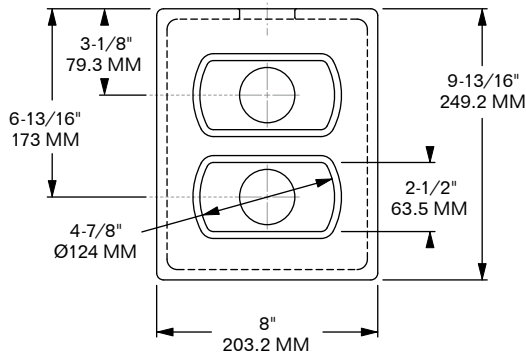
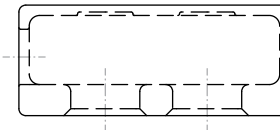
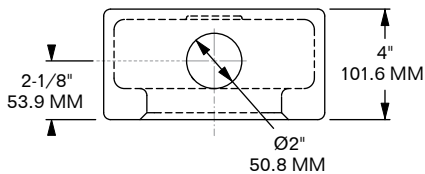
TOP INTERMEDIATE
for 96-3/8"-wide Top Lift



SUB FOR: STOUGHTON 04-21614
FITS: STOUGHTON 53' x 102-3/8" CONTAINERS
MATERIAL: CAST STEEL **WEIGHT:** 26.5 LBS / 12.02 Kg

SPECIAL ORDER ONLY **MODEL 6202-5032-C/D**

BOTTOM INTERMEDIATE
w/ Double Aperture



SUB FOR: STOUGHTON 04-18581
FITS: STOUGHTON 53' x 102-3/8" CONTAINERS
MATERIAL: CAST STEEL
WEIGHT: 34 LBS / 15.42 Kg

6202

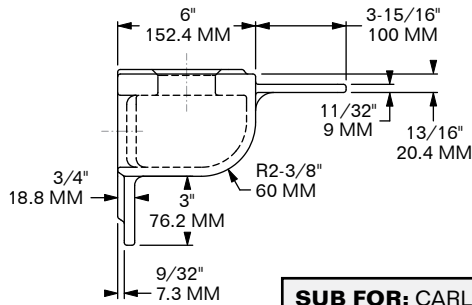
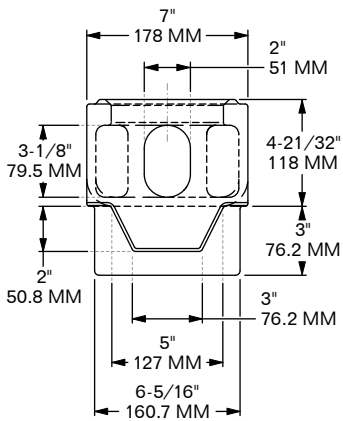
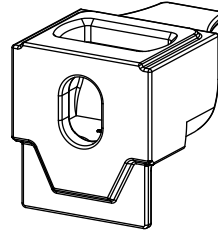
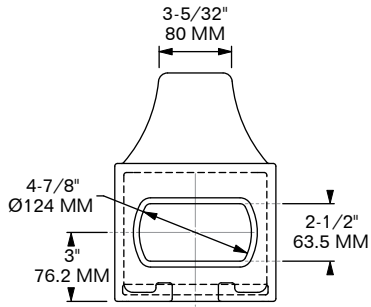


CORNER CASTINGS

FOR 102" WIDE
DOMCON CONTAINERS

MODEL 6202-5034-E

TOP INTERMEDIATE
for 96-3/8"-wide Top Lift
w/ Weld Flanges

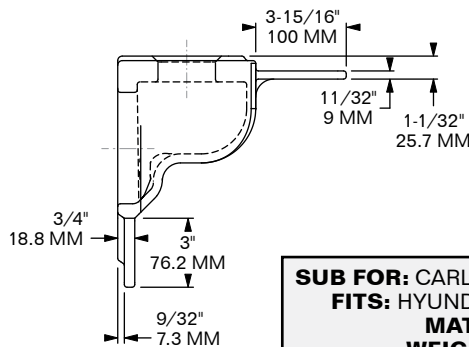
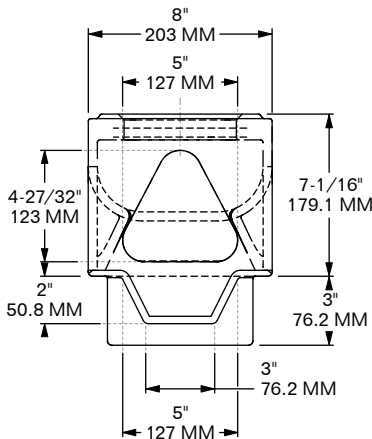
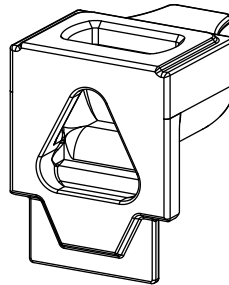
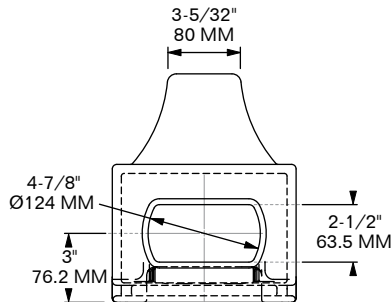


SUB FOR: CARLISLE 01-023A, HYUNDAI 10015488
FITS: HYUNDAI 53' x 102-3/8" CONTAINERS
MATERIAL: CAST STEEL
WEIGHT: 25.8 LBS / 11.7 Kg

SPECIAL ORDER ONLY

MODEL 6202-5035-E

TOP INTERMEDIATE
for 96-3/8"-wide Top Lift
& Pinlift w/ Weld Flanges



SUB FOR: CARLISLE 01-028A, HYUNDAI 10015490
FITS: HYUNDAI 53' x 102-3/8" CONTAINERS
MATERIAL: CAST STEEL
WEIGHT: 33.4 LBS / 15.15 Kg

6202

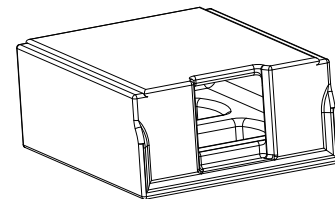
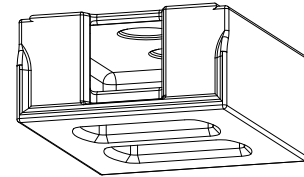
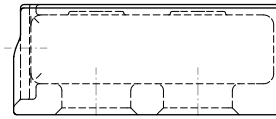
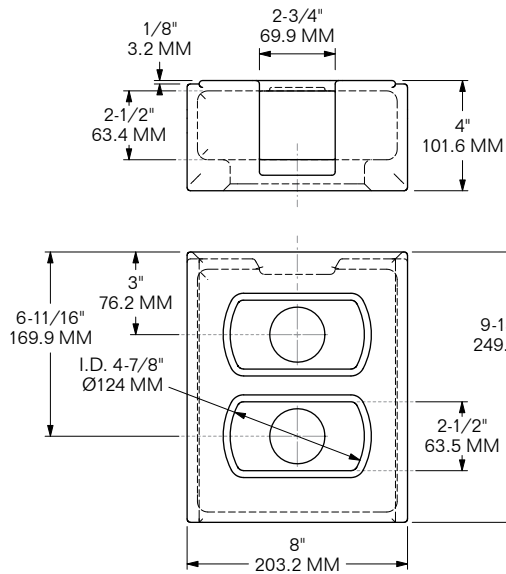


CORNER CASTINGS

FOR 102" WIDE
DOMCON CONTAINERS

MODEL 6202-5040-C/D

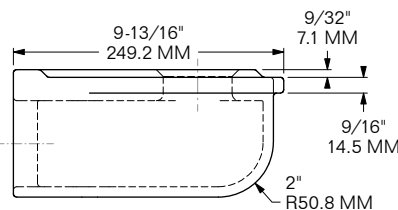
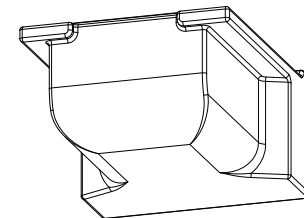
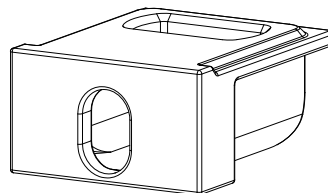
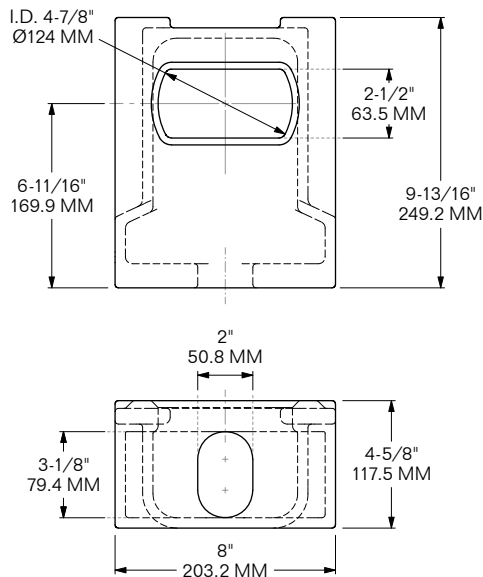
BOTTOM INTERMEDIATE
Double Aperture, non-handed



SUB FOR: STOUGHTON 04-22163 **FITS:** 102-3/8" CONTAINERS
MATERIAL: CAST STEEL **FINISH:** SELF-COLOR **WEIGHT:** 28.7 LBS / 13.02 Kg

MODEL 6202-5041-E

TOP INTERMEDIATE
w/ ISO standard 89" (c/c) Lift,
non-handed



SUB FOR: STOUGHTON 04-19115 **FITS:** 53" x 102-3/8" CONTAINERS w/ 89" (c/c) LIFT
MATERIAL: CAST STEEL **FINISH:** SELF-COLOR **WEIGHT:** 30.9 LBS / 14 Kg

6202

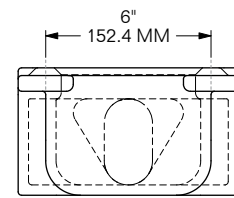
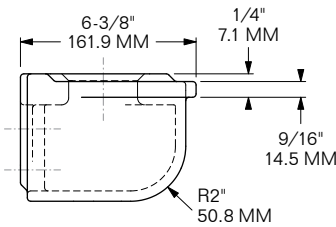
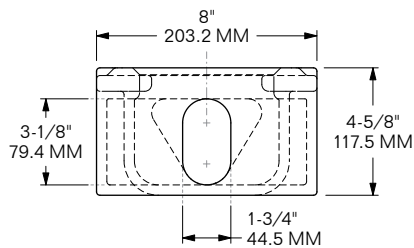
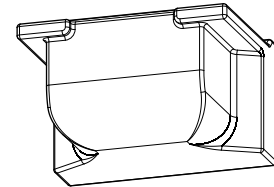
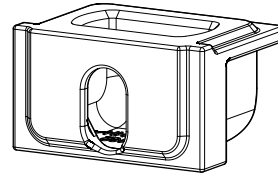
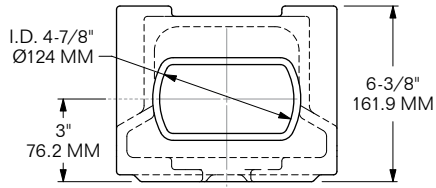


CORNER CASTINGS

FOR 102" WIDE
DOMCON CONTAINERS

MODEL 6202-5042-E

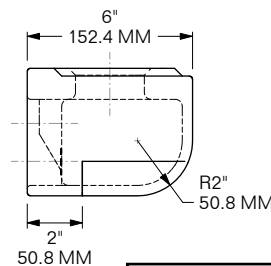
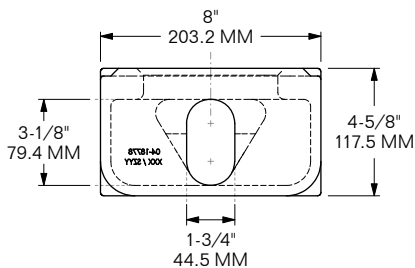
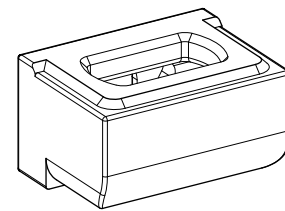
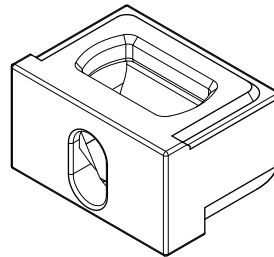
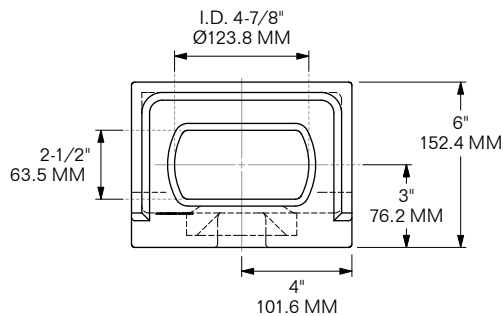
TOP INTERMEDIATE
for ISO Wide Top Lift,
non-handed



SUB FOR: STOUGHTON 04-22162
FITS: STOUGHTON 53' x 102-3/8" CONTAINERS
MATERIAL: CAST STEEL **WEIGHT:** 35.3 LBS / 16 Kg

MODEL 6202-5043-E

TOP INTERMEDIATE
for 96-3/8" (c/c) Wide Top Lift,
non-handed



SUB FOR: STOUGHTON 04-18778
FITS: STOUGHTON 53' x 102-3/8" CONTAINERS
MATERIAL: CAST STEEL **WEIGHT:** 25.5 LBS / 11.57 Kg

6202

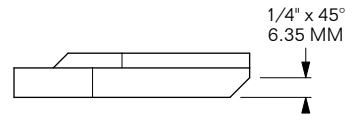
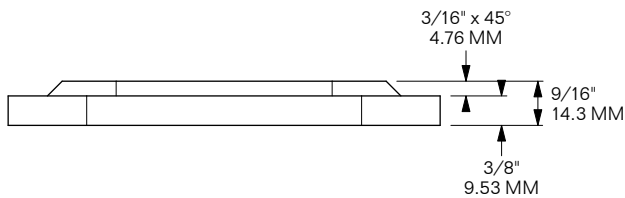
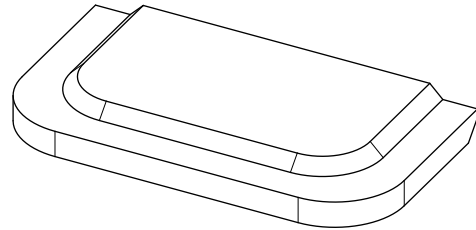
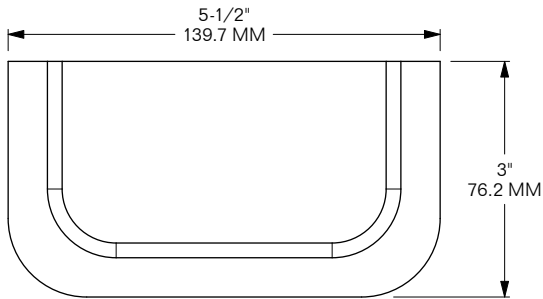


WELD FLANGE CASTING

FOR 102" WIDE
DOMCON CONTAINERS

MODEL 6202-6308

WELD FLANGE CASTING
for Stacking Post



SUB FOR: STOUGHTON 04-15370
FITS: STOUGHTON 102" CONTAINERS
MATERIAL: CAST STEEL
WEIGHT: 2.2 LBS / 0.9 Kg

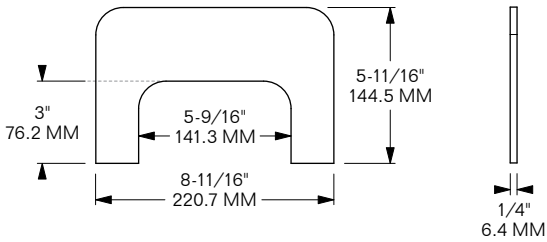
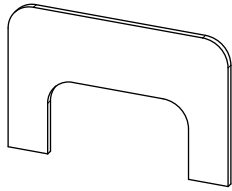
6202



REINFORCEMENT PLATES

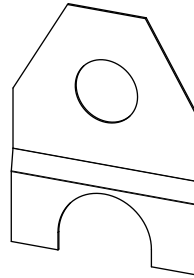
FOR 102" WIDE
DOMCON CONTAINERS

MODEL 6202-7366

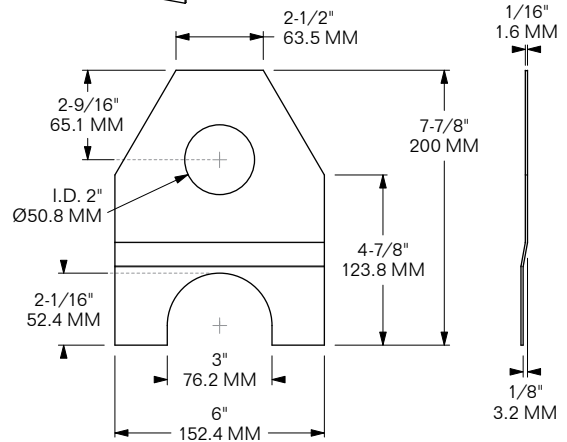


SUB FOR: PENZ 70-35, STOUGHTON SK-04946-000-00
FITS: STOUGHTON 53' CONTAINERS
MATERIAL: H.S. STEEL **FINISH:** PRIMER
WEIGHT: 2.35 LBS / 1.06 Kg

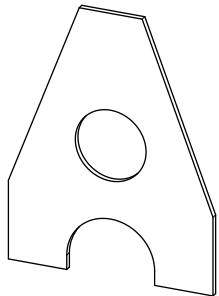
MODEL 6202-7367



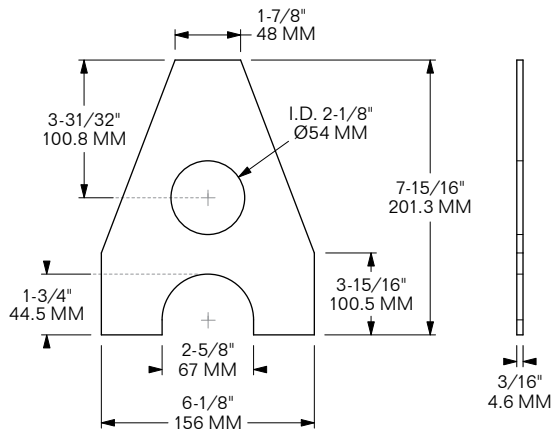
SUB FOR: PENZ 70-36, STOUGHTON SK-05495-000-00
FITS: STOUGHTON 53' CONTAINERS
MATERIAL: H.S. STEEL
FINISH: PRIMER
WEIGHT: 1.76 LBS / 0.8 Kg



MODEL 6202-7379



SUB FOR: PENZ 70-37
FITS: STOUGHTON 53' CONTAINERS
MATERIAL: H.S. STEEL
FINISH: PRIMER
WEIGHT: 1.48 LBS / 0.67 Kg

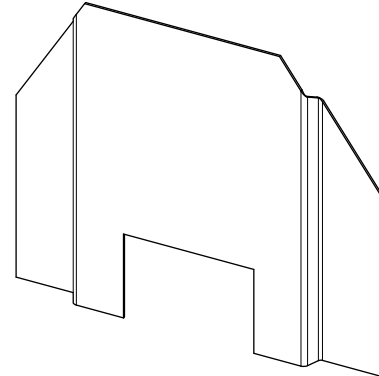
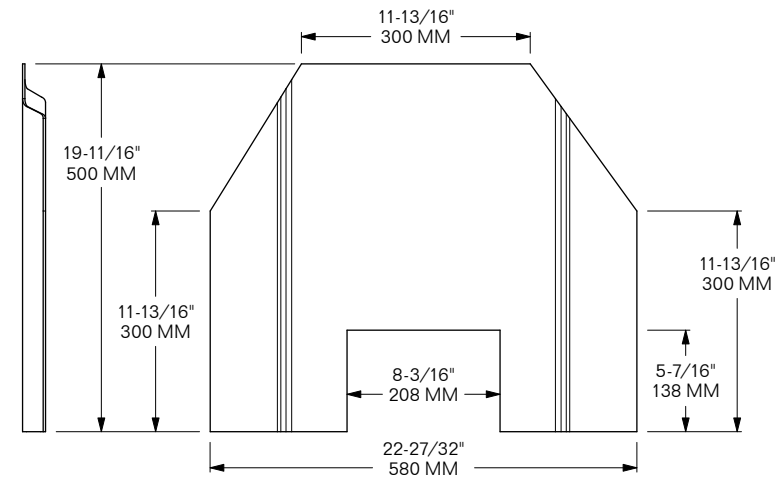


6202



REINFORCEMENT PLATE FOR 102" WIDE DOMCON CONTAINERS

MODEL 6202-7945
INTERMEDIATE TOP



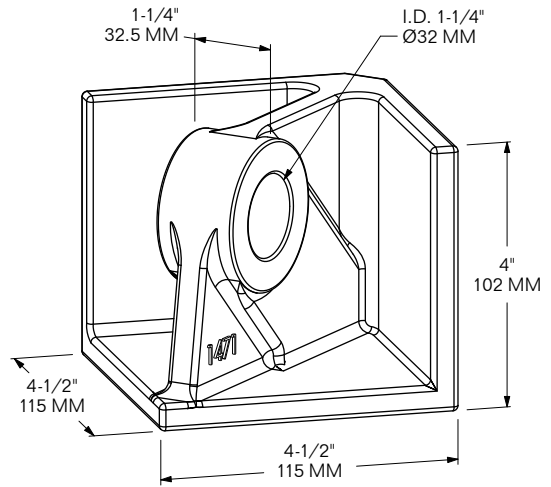
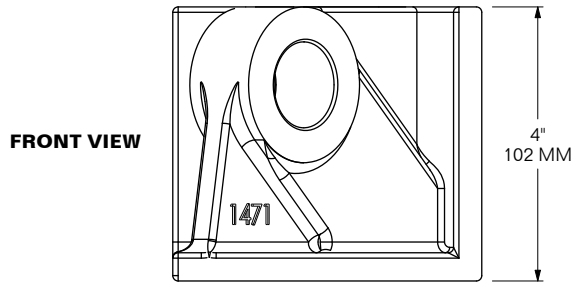
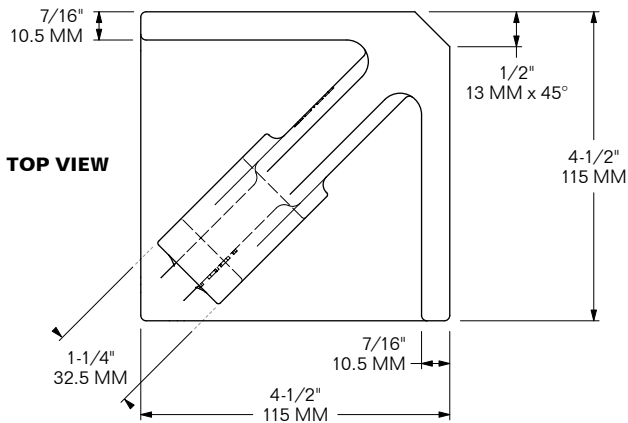
FITS: J.B. HUNT & SINGAMAS 53' CONTAINERS
SUB FOR: J.B. HUNT 43111, SINGAMAS QPJH-300250
MATERIAL: H.S. STEEL **FINISH:** PRIMER
WEIGHT: 13.8 LBS / 6.3 Kg

6202



MINI BOX CORNER FITTING w/ HOLE FOR LIFT SHACKLE ISO CONTAINERS

MODEL 6203-1471



SAFE WORKING LOAD: 7,165 LBS / 3,250 Kg
MATERIAL: CAST STEEL **FINISH:** PRIMER
WEIGHT: 9.35 LBS / 4.24 Kg

6203



TABLE OF CONTENTS

RAIL CAR SECUREMENT

6600

PAGE NUMBERS

| | |
|---------------|---|
| 6601-1 | MANUAL INTERBOX CONNECTOR (IBC) |
| 6601-2 | AUTOMATIC IBC TWISTLOCK w/ Dual Function |
| 6602-1 | POSITIONING CONE for Double-Stacked Well Cars CONTAINER GUIDE for Double-Stacked Well Cars |

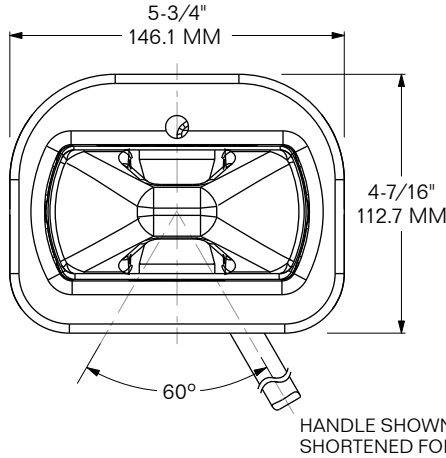




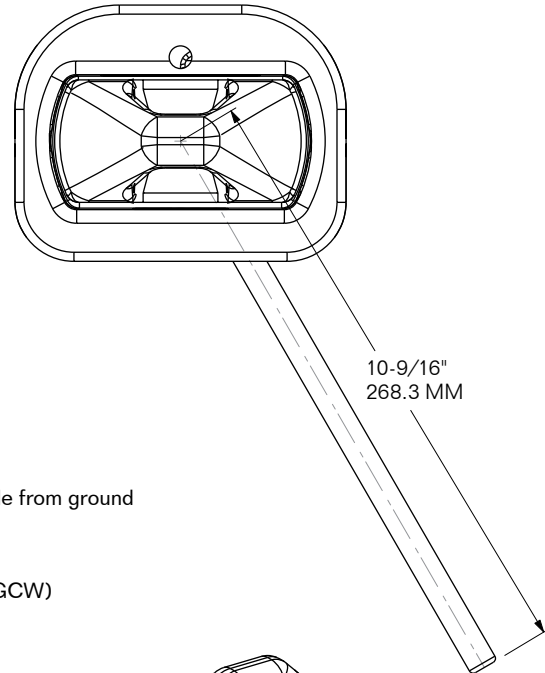
MANUAL IBC w/ SIDE OPERATION DOMCON & ISO CONTAINERS

**DESIGNED FOR USE ON DOUBLE-STACKED RAIL CARS.
UNCONDITIONAL AAR APPROVAL PER AAR-M-998-2008**

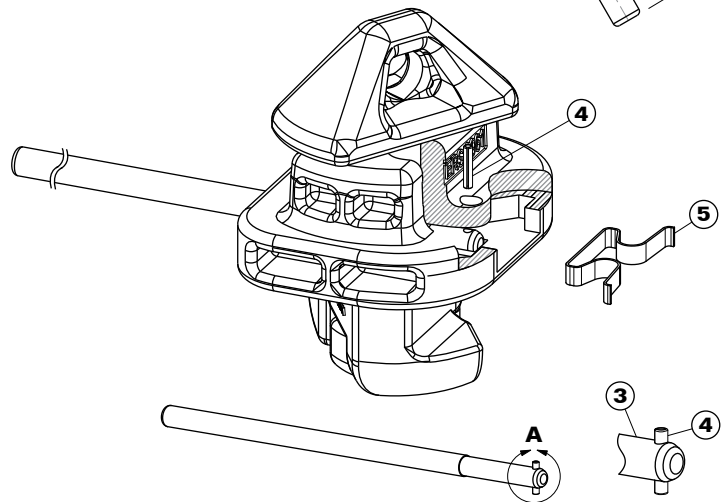
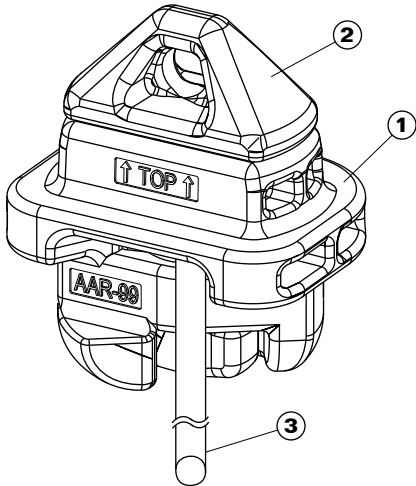
MODEL 6601-6961-L



SHOWN WITH FULL-LENGTH HANDLE



- Locks to the left
- Fits both standard 96"- and 102"-wide containers
- Handle can be operated from side with aluminum pole from ground
- Fixed-base design eliminates bolts and nuts
- Cannot be fitted upside down
- Designed for 80,000 lbs. Gross Container Weight (GCW)



DETAIL A

| ITEM | MODEL | DESCRIPTION | MATERIAL | FINISH |
|------|---------------|----------------|--------------------|--------------------------|
| 1 | 6601-6961-1-L | Housing | Cast Steel | Hot-Dip Galvanized (HDG) |
| 2 | 6601-6961-2 | Pin | Forged Steel | Hot-Dip Galvanized (HDG) |
| 3 | 6601-6961-4 | Handle | High-Tensile Steel | Hot-Dip Galvanized (HDG) |
| 4 | 1110-4757-SS | Split Roll Pin | Stainless Steel | Self-Color |
| 5 | 5005-2936-5 | Leaf Spring | Stainless Steel | Self-Color |

WEIGHT: 13.9 LBS / 6.3 Kg

6601



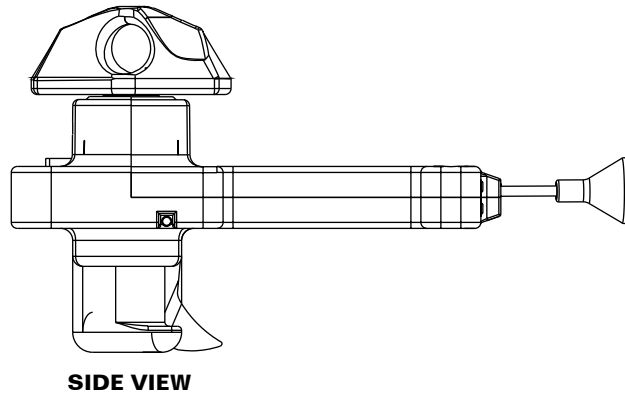
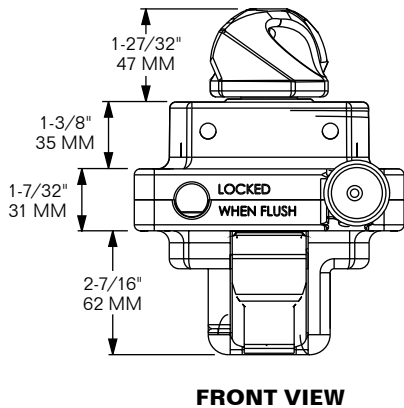
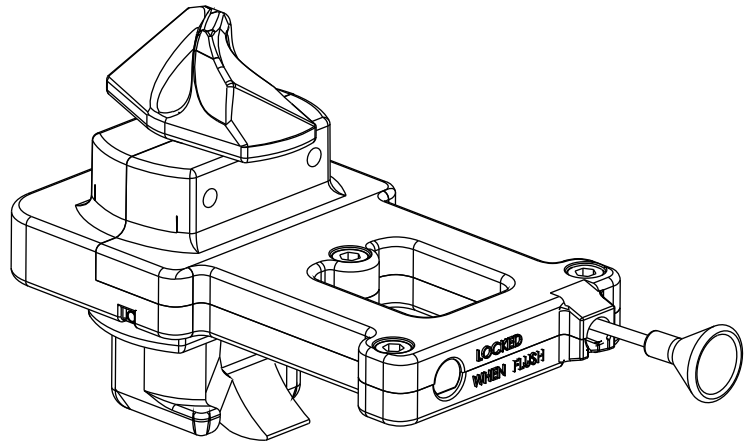
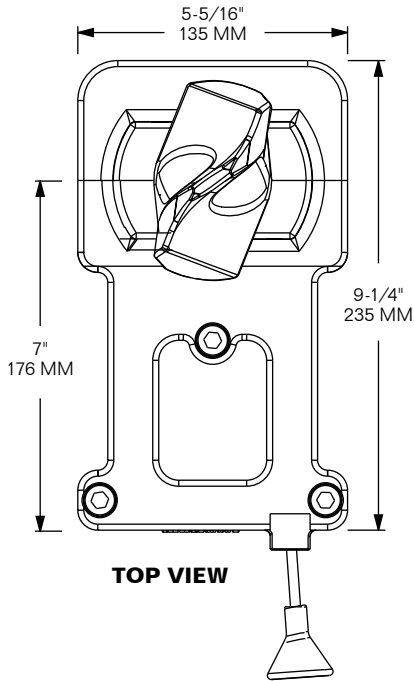
AUTOMATIC IBC TWISTLOCK

w/ DUAL FUNCTION
DOMCON & ISO CONTAINERS

MODEL 6601-1288

**DESIGNED FOR WHEELED (GROUND)
& STACKED (TOP) OPERATION**

MEETS REQUIREMENTS OF AAR M-998-2013



6601

FINISH: HOT-DIP GALVANIZED
MATERIAL: STEEL CASTINGS
WEIGHT: 16.8 LBS / 7.6 Kg



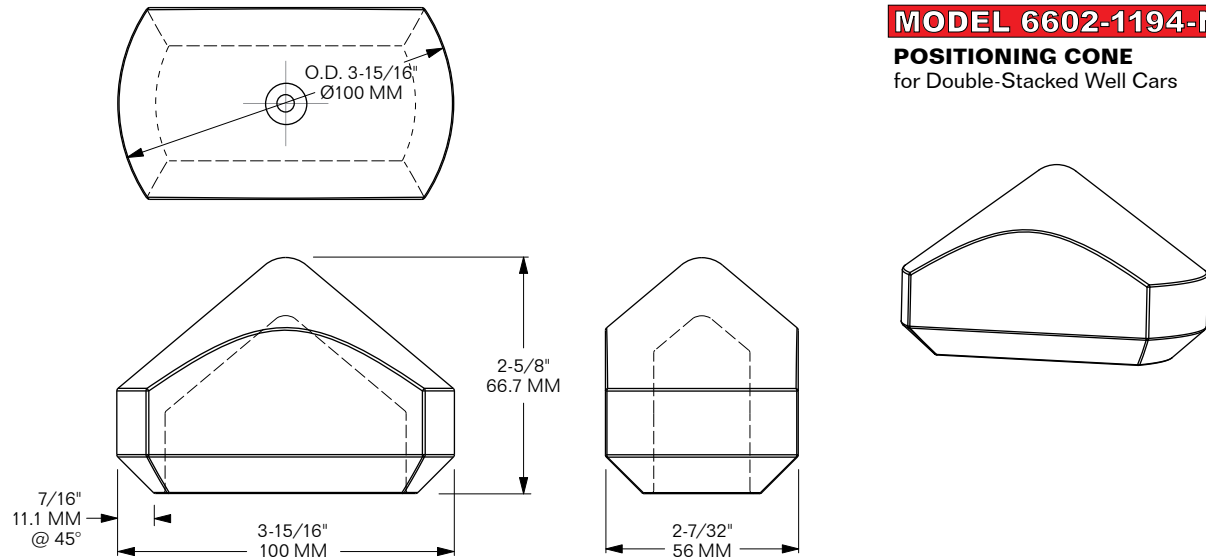
POSITIONING CONE & CONTAINER GUIDE

DOMCON & ISO CONTAINERS

MODEL 6602-1194-P

MODEL 6602-1194-NRP

POSITIONING CONE
for Double-Stacked Well Cars



IN COMPLIANCE w/ AAR-M-930 & S-2053.
APPROVED BY TTX PER REF. # 4000904.

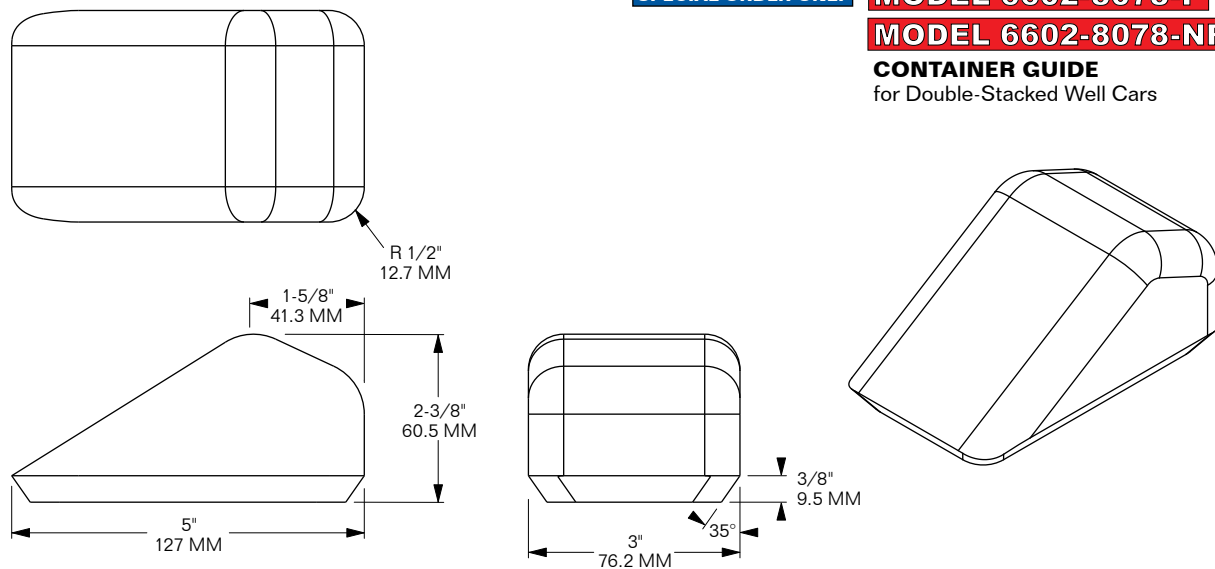
MATERIAL: CAST STEEL **FINISH:** P = PRIMER, NRP = NO RUST PROTECTION **WEIGHT:** 2.4 LBS / 1.09 Kg

SPECIAL ORDER ONLY

MODEL 6602-8078-P

MODEL 6602-8078-NRP

CONTAINER GUIDE
for Double-Stacked Well Cars



IN COMPLIANCE w/ AAR-M-930 & S-2053.
APPROVED BY TTX PER REF. # 4000013.

MATERIAL: CAST STEEL **FINISH:** P = PRIMER, NRP = NO RUST PROTECTION **WEIGHT:** 4.1 LBS / 1.86 Kg

6602



TABLE OF CONTENTS

CONTAINER CONNECTORS

6700

PAGE NUMBERS

| | |
|---------------|---|
| 6701-1 | HORIZONTAL INTERCONNECTOR for Top Container Castings |
| 6701-2 | HORIZONTAL INTERCONNECTOR for Bottom Container Castings |

6700



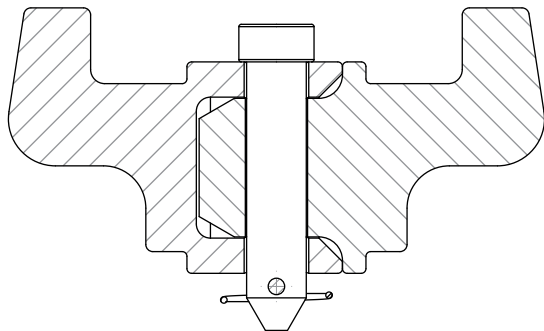
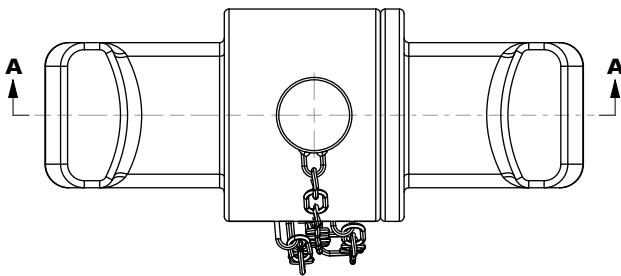


HORIZONTAL INTERCONNECTOR

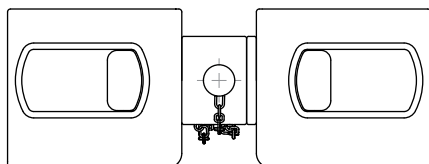
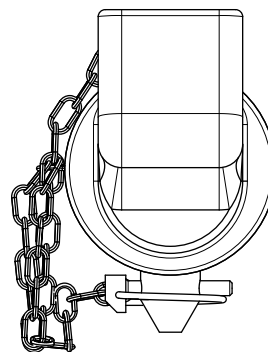
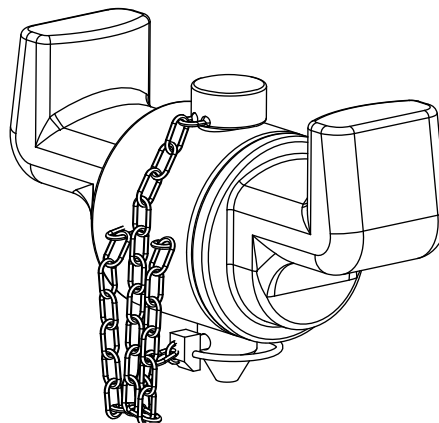
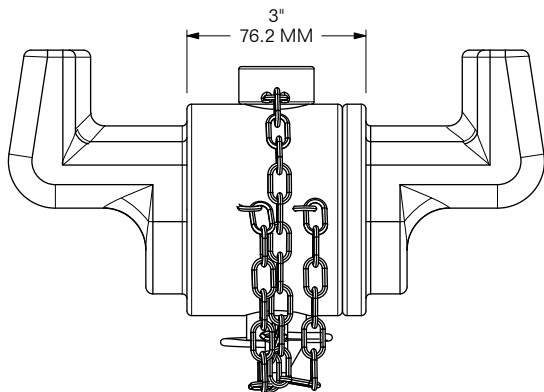
for TOP CORNER CASTINGS on ISO CONTAINERS

MODEL 6701-2021

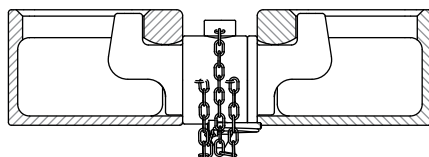
FOR EMPTY CONTAINERS ONLY



SECTION A-A



SHOWN INSERTED IN ISO CORNER CASTINGS;
MADE FOR USE IN TOP ISO 1161 CONTAINER CASTINGS.
USE 6701-1208 FOR BOTTOM CASTINGS.



MIN. COMPRESSION STRENGTH: 60,000 LBS
MATERIAL: CAST STEEL
WEIGHT: 16.4 LBS / 7.44 Kg

6701

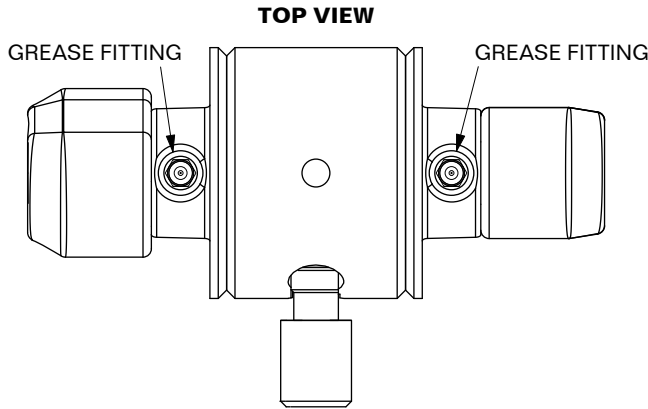


HORIZONTAL INTERCONNECTOR

for BOTTOM CORNER CASTINGS on ISO CONTAINERS

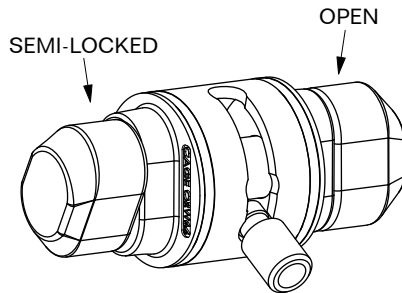
MODEL 6701-1208

FOR EMPTY CONTAINERS ONLY

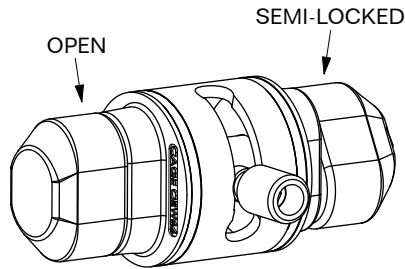


FITS CONTAINERS SHORTER THAN 20' w/
BOTTOM ISO 1161 CASTINGS FITTED ON THE
TOP & BOTTOM. ALSO FITS BOTTOM CORNERS
ON STANDARD 20' ISO CONTAINERS.

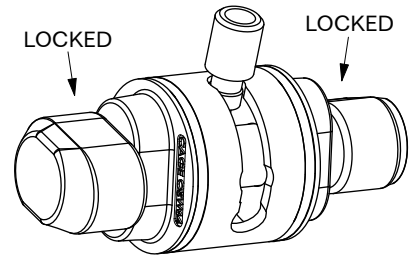
IF USED ON **20' CONTAINERS (EMPTY ONLY)**,
USE MODEL **6701-2021** IN TOP POSITIONS.



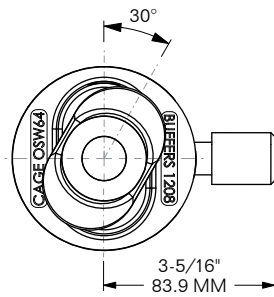
**HANDLE POSITION FOR
RIGHT SIDE LOADING**



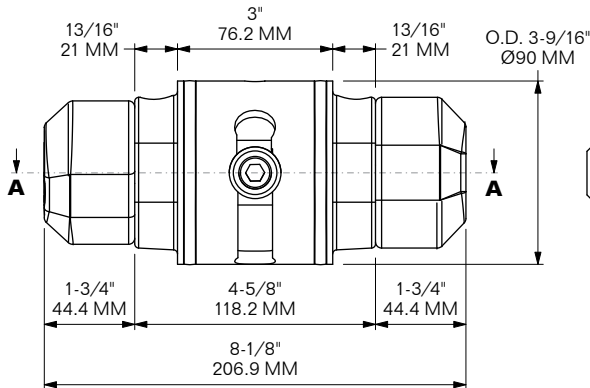
**HANDLE POSITION FOR
LEFT SIDE LOADING**



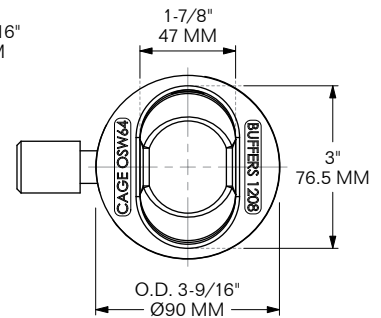
LOCKED HANDLE POSITION



LEFT VIEW



FRONT VIEW



RIGHT VIEW

MIN. TENSILE STRENGTH: 54,000 LBS
MIN. COMPRESSION STRENGTH: 46,000 LBS
MIN. SHEAR STRENGTH: 16,600 LBS
MATERIAL: FORGED STEEL WEIGHT: 10.85 LBS / 4.92 Kg

6701

QUALITY CONTAINER PRODUCTS WHEN AND WHERE YOU NEED THEM, FROM A NETWORK OF WELL-STOCKED DISTRIBUTION CENTERS



California

7547 Rosecrans Avenue
Paramount (Los Angeles), CA 90723

Florida

10180 New Berlin Road
Jacksonville, FL 32226

Indiana

9623 Haymaker Drive
Mooresville (Indianapolis), IN 46158

Texas

8000 Market Street #140
Houston, TX 77029

More About Buffers USA, Inc.

Established in 1989, Buffers USA designs, manufactures and distributes products for the international intermodal transportation industry. Today, we offer more than 6,500 part numbers and carry over 2.5 million parts at any given time in our four warehouses across the United States.

Buffers USA product lines include ship lashing; container, chassis & trailer parts, chassis & flatbed twistlocks & pinlocks; cargo control, thermal bulkheads and anti-theft solutions for containers & trailers; rail/well car securement; and packaging & cargo handling for warehouse operations. Our innovative desiccant & moisture control products help further protect cargo and packaging inside shipping containers.



BUFFERS USA

Securing Your Containers. Protecting Your Cargo.
At Sea. Over Land. On Rail.™

904.696.0010

www.BuffersUSA.com

Sales@BuffersUSA.com