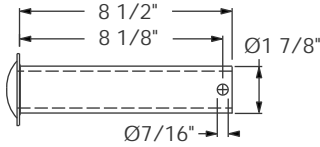


MODEL 1002-1303-KIT-F

HEAVY DUTY WITH WELDED CAP

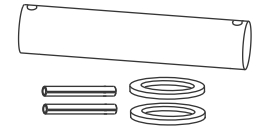
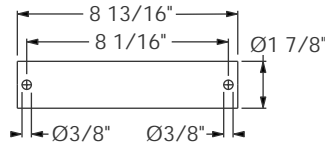


INCLUDES AXLE WITH 1002-1360-KIT LOCKING KIT SUPPLIED FITTED AS SHOWN

SUB FOR: PENZ 06-411 MATERIAL: 1 1/2" SCH 80 TUBE
FINISH: PRIMER WEIGHT: 2.88 LBS / 1.31 Kg

MODEL 1002-1304-KIT

SOLID

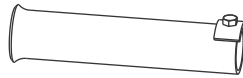
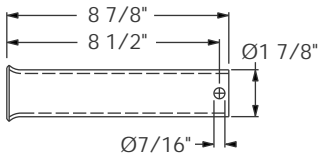


INCLUDES AXLE WITH 1002-1460-KIT LOCKING KIT LOOSE AS SHOWN

SUB FOR: PENZ 06-431 MATERIAL: 1 7/8" SOLID STEEL
FINISH: PRIMER WEIGHT: 6.88 LBS / 3.12 Kg

MODEL 1002-1305-KIT-F

STD DUTY WITH FLARED END

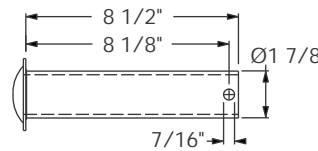


INCLUDES AXLE WITH 1002-1360-KIT LOCKING KIT SUPPLIED FITTED AS SHOWN

SUB FOR: PENZ 06-404 MATERIAL: 1 1/2" SCH 40 TUBE
FINISH: PRIMER WEIGHT: 2.03 LBS / 0.92 Kg

MODEL 1002-1407-KIT-F

STD DUTY WITH WELDED CAP

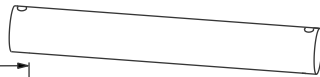
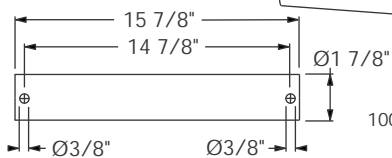


INCLUDES AXLE WITH 1002-1360-KIT LOCKING KIT SUPPLIED FITTED AS SHOWN

SUB FOR: PENZ 06-410 MATERIAL: 1 1/2" SCH 40 TUBE
FINISH: PRIMER WEIGHT: 2.12 LBS / 0.96 Kg

MODEL 1002-1736-KIT

SOLID

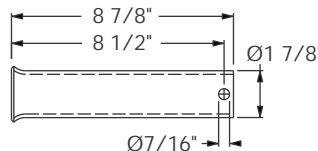


INCLUDES AXLE WITH 1002-1460-KIT LOCKING KIT LOOSE AS SHOWN

SUB FOR: PENZ 06-430
WORKS WITH: 1002-1737 DOLLY WHEEL FOOT, 1001-1791 DOLLY WHEEL MATERIAL: 1 7/8" SOLID STEEL
FINISH: PRIMER WEIGHT: 13.1 LBS / 5.94 Kg

MODEL 1002-2440-KIT-F

HEAVY DUTY WITH FLARED END



INCLUDES AXLE WITH 1002-1360-KIT LOCKING KIT SUPPLIED FITTED AS SHOWN

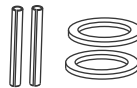
SUB FOR: PENZ 06-405 MATERIAL: 1 1/2" SCH 80 TUBE
FINISH: PRIMER WEIGHT: 2.7 LBS / 1.22 Kg

LOCKING KITS



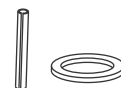
MODEL 1002-1360-KIT LOCKING KIT INCLUDES
1 EA. CLIP, 1 EA. HEX BOLT,
1 EA. LOCK NUT

SUB FOR: PENZ 06-422-A,
PENZ 06-422-B
WEIGHT: 0.11 LBS / 0.5 Kg



MODEL 1002-1460-KIT LOCKING KIT INCLUDES
2 EA. SPACER WASHER,
2 EA. SPLIT ROLL PIN

SUB FOR: PENZ 06-400-B,
PENZ 06-400-C
WEIGHT: 0.44 LBS / 0.19 Kg



MODEL 1002-1660-KIT LOCKING KIT INCLUDES
1 EA. SPACER WASHER,
1 EA. SPLIT ROLL PIN

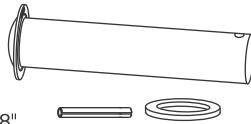
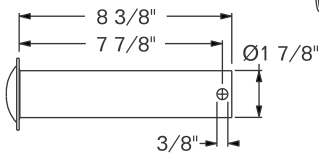
SUB FOR: PENZ 06-400-B,
PENZ 06-400-C
WEIGHT: 0.22 LBS / 0.1 Kg



AXLES FOR SANDSHOES

MODEL 1002-2775-KIT

SOLID WITH WELDED CAP

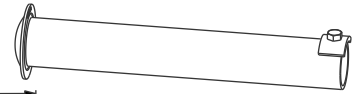
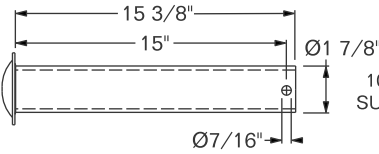


INCLUDES AXLE WITH 1002-1660-KIT LOCKING KIT LOOSE AS SHOWN

SUB FOR: PENZ 06-441 **MATERIAL:** 1 7/8" SOLID STEEL
FINISH: PRIMER **WEIGHT:** 6.95 LBS / 3.15 Kg

MODEL 1002-2896-KIT-F

STD DUTY WITH WELDED CAP



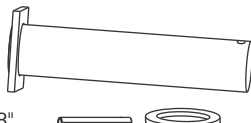
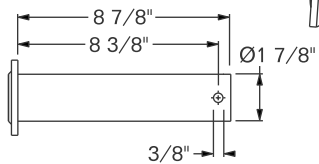
INCLUDES AXLE WITH 1002-1360-KIT LOCKING KIT SUPPLIED FITTED AS SHOWN

1.9" OD x 1.61" ID

SUB FOR: PENZ 06-420 **MATERIAL:** 1 1/2" SCH 40 TUBE
FINISH: PRIMER **WEIGHT:** 3.7 LBS / 1.68 Kg

MODEL 1002-6297-KIT

SOLID WITH WELDED SQUARE CAP

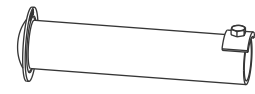
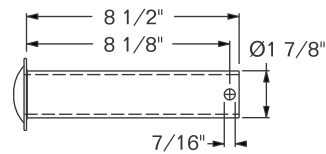


INCLUDES AXLE WITH 1002-1660-KIT LOCKING KIT LOOSE AS SHOWN

SUB FOR: PENZ 06-445 **MATERIAL:** 1 7/8" SOLID STEEL
FINISH: PRIMER **WEIGHT:** 7.4 LBS / 3.36 Kg

MODEL 1002-6478-KIT-F

EXTRA HEAVY DUTY WITH WELDED CAP



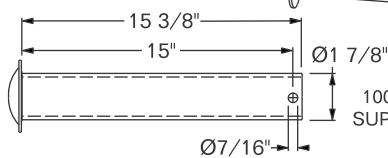
INCLUDES AXLE WITH 1002-1360-KIT LOCKING KIT SUPPLIED FITTED AS SHOWN

1.9" OD x 1.34" ID

SUB FOR: PENZ 06-425 **MATERIAL:** 1 1/2" SCH 160 TUBE
FINISH: PRIMER **WEIGHT:** 3.8 LBS / 1.72 Kg

MODEL 1002-6479-KIT-F

HEAVY DUTY WITH WELDED CAP



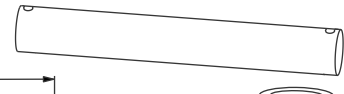
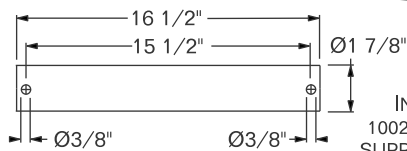
INCLUDES AXLE WITH 1002-1360-KIT LOCKING KIT SUPPLIED FITTED AS SHOWN

1.9" OD x 1.5" ID

SUB FOR: PENZ 06-421 **MATERIAL:** 1 1/2" SCH 80 TUBE
FINISH: PRIMER **WEIGHT:** 4.6 LBS / 2.09 Kg

MODEL 1002-6491-KIT

SOLID



INCLUDES AXLE WITH 1002-1460-KIT LOCKING KIT SUPPLIED LOOSE AS SHOWN

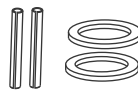
SUB FOR: PENZ 06-432 **MATERIAL:** 1 7/8" SOLID STEEL
FINISH: PRIMER **WEIGHT:** 13.7 LBS / 6.2 Kg

LOCKING KITS



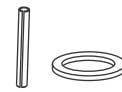
MODEL 1002-1360-KIT
LOCKING KIT INCLUDES
1 EA. CLIP, 1 EA. HEX BOLT,
1 EA. LOCK NUT

SUB FOR: PENZ 06-422-A,
PENZ 06-422-B
WEIGHT: 0.11 LBS / 0.5 Kg



MODEL 1002-1460-KIT
LOCKING KIT INCLUDES
2 EA. SPACER WASHER,
2 EA. SPLIT ROLL PIN

SUB FOR: PENZ 06-400-B,
PENZ 06-400-C
WEIGHT: 0.44 LBS / 0.19 Kg



MODEL 1002-1660-KIT
LOCKING KIT INCLUDES
1 EA. SPACER WASHER,
1 EA. SPLIT ROLL PIN

SUB FOR: PENZ 06-400-B,
PENZ 06-400-C
WEIGHT: 0.22 LBS / 0.1 Kg

MODEL 1002-1294

SUB FOR: PENZ 06-345
 MATERIAL: FAB STEEL
 FINISH: PRIMER
 WEIGHT: 3.09 LBS / 1.40 Kg

MODEL 1002-7828

MATERIAL: FAB STEEL
 FINISH: PRIMER
 WEIGHT: 3.47 LBS / 1.57 Kg

