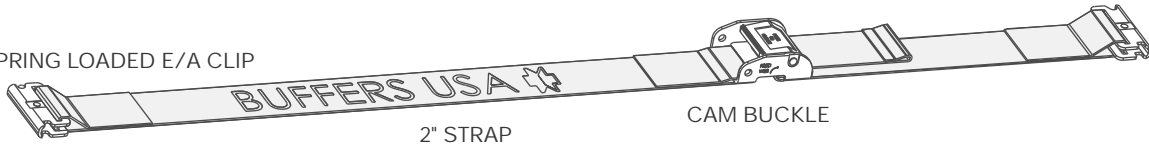




CAM BUCKLE LOGISTIC STRAPS

2" x 12', 16' & 20'

SPRING LOADED E/A CLIP



2" STRAP

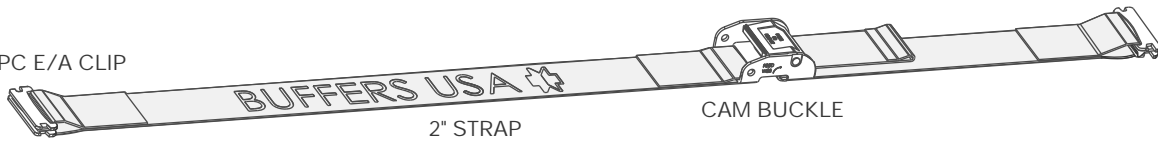
CAM BUCKLE

FITS E AND A SERIES TRACKS

WORKING LOAD LIMIT (WLL): 835 LBS / 379 Kg
MIN BREAK STRENGTH (BS): 2,500 LBS / 1,134 Kg

MODEL	DESCRIPTION	COLOR	WEIGHT
2907-6030	2" x 12' WITH SPRING LOADED E/A CLIP	YELLOW	1.75 LBS / 0.79 Kg
2907-6031	2" x 16' WITH SPRING LOADED E/A CLIP	GRAY	1.92 LBS / 0.87 Kg
2907-6032	2" x 20' WITH SPRING LOADED E/A CLIP	BLUE	2.09 LBS / 0.95 Kg

3 PC E/A CLIP



2" STRAP

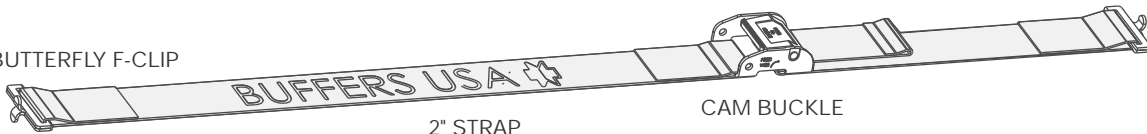
CAM BUCKLE

FITS E AND A SERIES TRACKS

WORKING LOAD LIMIT (WLL): 835 LBS / 379 Kg
MIN BREAK STRENGTH (BS): 2,500 LBS / 1,134 Kg

MODEL	DESCRIPTION	COLOR	WEIGHT
2907-6033	2" x 12' WITH E/A CLIP	YELLOW	1.65 LBS / 0.75 Kg
2907-6034	2" x 16' WITH E/A CLIP	GRAY	1.83 LBS / 0.83 Kg
2907-6035	2" x 20' WITH E/A CLIP	BLUE	2.00 LBS / 0.91 Kg

BUTTERFLY F-CLIP



2" STRAP

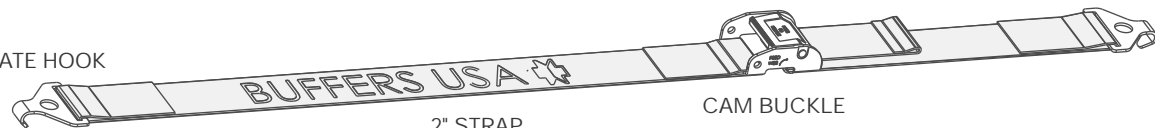
CAM BUCKLE

FITS F SERIES TRACKS

WORKING LOAD LIMIT (WLL): 500 LBS / 227 Kg
MIN BREAK STRENGTH (BS): 1,500 LBS / 680 Kg

MODEL	DESCRIPTION	COLOR	WEIGHT
2907-6036	2" x 12' WITH BUTTERFLY F-CLIP	YELLOW	1.45 LBS / 0.66 Kg
2907-6037	2" x 16' WITH BUTTERFLY F-CLIP	GRAY	1.62 LBS / 0.74 Kg
2907-6038	2" x 20' WITH BUTTERFLY F-CLIP	BLUE	1.80 LBS / 0.82 Kg

PLATE HOOK



2" STRAP

CAM BUCKLE

FITS F SERIES TRACKS

WORKING LOAD LIMIT (WLL): 735 LBS / 373 Kg
MIN BREAK STRENGTH (BS): 2,200 LBS / 998 Kg

MODEL	DESCRIPTION	COLOR	WEIGHT
2907-6039	2" x 12' WITH PLATE HOOK	YELLOW	1.65 LBS / 0.75 Kg
2907-6040	2" x 16' WITH PLATE HOOK	GRAY	1.83 LBS / 0.83 Kg
2907-6041	2" x 20' WITH PLATE HOOK	BLUE	2.00 LBS / 0.91 Kg

2900

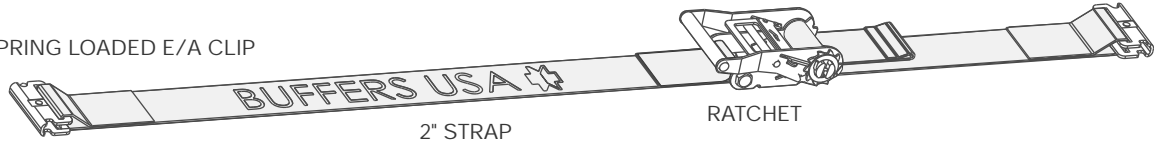




RATCHET TYPE LOGISTIC STRAPS

2" x 12', 16' & 20'

SPRING LOADED E/A CLIP



2" STRAP

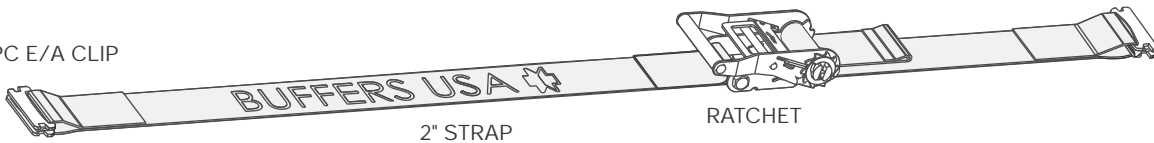
RATCHET

FITS E AND A SERIES TRACKS

WORKING LOAD LIMIT (WLL): 1,000 LBS / 453.6 Kg
MIN BREAK STRENGTH (BS): 3,000 LBS / 1,360.8 Kg

MODEL	DESCRIPTION	COLOR	WEIGHT
2907-6018	2" x 12' WITH SPRING LOADED E/A CLIP	YELLOW	2.1 LBS / 0.95 Kg
2907-6019	2" x 16' WITH SPRING LOADED E/A CLIP	GRAY	2.3 LBS / 1.04 Kg
2907-6020	2" x 20' WITH SPRING LOADED E/A CLIP	BLUE	2.5 LBS / 1.13 Kg

3 PC E/A CLIP



2" STRAP

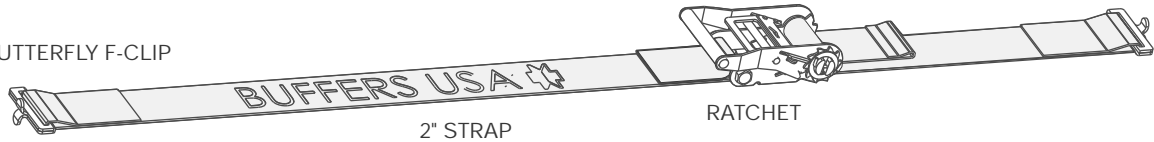
RATCHET

FITS E AND A SERIES TRACKS

WORKING LOAD LIMIT (WLL): 1,000 LBS / 453.6 Kg
MIN BREAK STRENGTH (BS): 3,000 LBS / 1,360.8 Kg

MODEL	DESCRIPTION	COLOR	WEIGHT
2907-6021	2" x 12' WITH E/A CLIP	YELLOW	2.0 LBS / 0.91 Kg
2907-6022	2" x 16' WITH E/A CLIP	GRAY	2.2 LBS / 1.0 Kg
2907-6023	2" x 20' WITH E/A CLIP	BLUE	2.4 LBS / 1.09 Kg

BUTTERFLY F-CLIP



2" STRAP

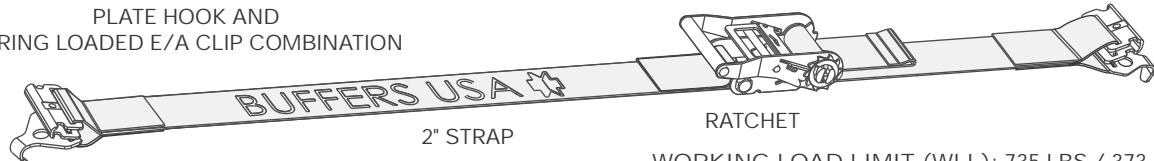
RATCHET

FITS F SERIES TRACKS

WORKING LOAD LIMIT (WLL): 500 LBS / 227 Kg
MIN BREAK STRENGTH (BS): 1,500 LBS / 680 Kg

MODEL	DESCRIPTION	COLOR	WEIGHT
2907-6024	2" x 12' WITH BUTTERFLY F-CLIP	YELLOW	1.85 LBS / 0.84 Kg
2907-6025	2" x 16' WITH BUTTERFLY F-CLIP	GRAY	2.05 LBS / 0.93 Kg
2907-6026	2" x 20' WITH BUTTERFLY F-CLIP	BLUE	2.25 LBS / 1.02 Kg

PLATE HOOK AND SPRING LOADED E/A CLIP COMBINATION



2" STRAP

RATCHET

FITS E, A, AND F SERIES TRACKS

WORKING LOAD LIMIT (WLL): 735 LBS / 373 Kg
MIN BREAK STRENGTH (BS): 2,200 LBS / 998 Kg

MODEL	DESCRIPTION	COLOR	WEIGHT
2907-6027	2" x 12' WITH PLATE HOOK & SPRING LOADED E/A CLIP	YELLOW	2.55 LBS / 1.16 Kg
2907-6028	2" x 16' WITH PLATE HOOK & SPRING LOADED E/A CLIP	GRAY	2.75 LBS / 1.25 Kg
2907-6029	2" x 20' WITH PLATE HOOK & SPRING LOADED E/A CLIP	BLUE	2.95 LBS / 1.34 Kg

2900

BUFFERS USA INC

"The Intermodal Hardware Specialists"



904-696-0010

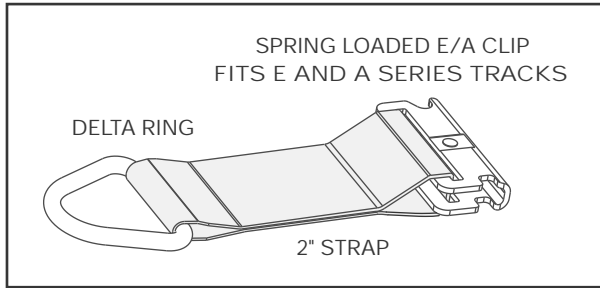
FAX 904-696-0019

E-mail: sales@buffersusa.com



ROPE TIE-OFF LOGISTIC STRAPS

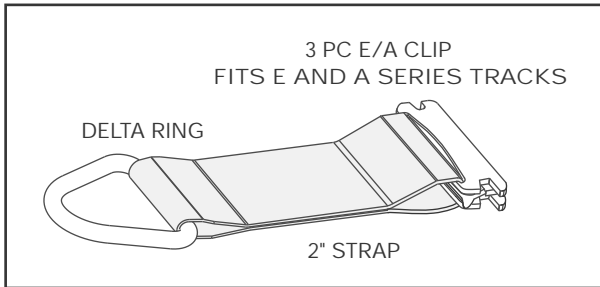
2" x 6"



MODEL 2907-6044

2" x 6" TIE-OFF WITH
DELTA RING AND SPRING LOADED E/A CLIP

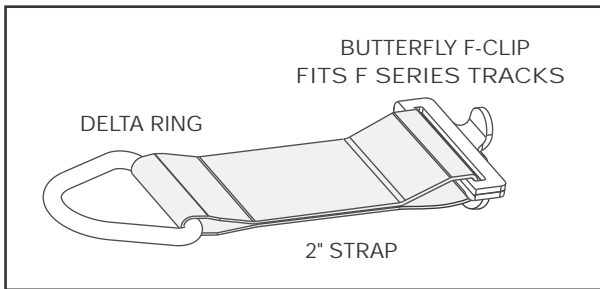
WORKING LOAD LIMIT (WLL): 1,000 LBS / 454 Kg
MIN BREAK STRENGTH (BS): 3,000 LBS / 1,361 Kg
COLOR: YELLOW
WEIGHT: 0.4 LBS / 0.18 Kg



MODEL 2907-6045

2" x 6" TIE-OFF WITH
DELTA RING AND 3 PC E/A CLIP

WORKING LOAD LIMIT (WLL): 1,000 LBS / 454 Kg
MIN BREAK STRENGTH (BS): 3,000 LBS / 1,361 Kg
COLOR: YELLOW
WEIGHT: 0.3 LBS / 0.14 Kg



MODEL 2907-6046

2" x 6" TIE-OFF WITH
DELTA RING AND BUTTERFLY F-CLIP

WORKING LOAD LIMIT (WLL): 500 LBS / 227 Kg
MIN BREAK STRENGTH (BS): 1,500 LBS / 680 Kg
COLOR: YELLOW
WEIGHT: 0.25 LBS / 0.11 Kg

2900

